

# THE 2023-24 OFFICIAL U.S. FIGURE SKATING RULEBOOK ©

The 2023-24 membership year and competition season began on July 1, 2023, and all rule changes took effect on that date unless otherwise noted.

Should U.S. Figure Skating find errors in this edition of the rulebook, corrections will be made in the online version. Any clarifications to rules will be found online in Technical Notifications. The rulebook can be viewed online at <https://www.usfigureskating.org/about/rules>.

The official website of U.S. Figure Skating is [usfigureskating.org](https://www.usfigureskating.org). The Members Only site can be accessed from the official website or directly at <https://www.usfsaonline.org>.

Published July 2023 by  
U.S. Figure Skating  
20 First Street  
Colorado Springs, CO 80906-3697  
Phone: 719.635.5200  
Fax: 719.635.9548  
[usfigureskating.org](https://www.usfigureskating.org)

Copyright © 2023 by U.S. Figure Skating, Colorado Springs, Colorado

The content and programs contained in this Official U.S. Figure Skating Rulebook are copyrighted.

## Important Information about the U.S. Figure Skating Rulebook

On the following pages, you will find the Table of Contents, which lists every section of rules. If you are viewing this document electronically, the Table of Contents contains hyperlinks, so if you click on a rule, it will take you directly to the page with that rule.

The rulebook is divided into the following sections:

1. Part One: Governance and Administration, and
2. Part Two: Rules of Sport.

Part One contains the Bylaws, General Rules, Membership Rules, Performance Sanction and Eligibility Rules, Rules for Officials, Trophies and Medals Rules and Committee Rules.

The Bylaws have ascending article numbers using roman numerals.

The General Rules (GR), Membership Rules (MR), Performance Sanction and Eligibility Rules (PSER), Rules for Domestic and International Officials (DOR and IOR) and Trophies and Medals Rules (TMR) are in that order with the corresponding letters shown in parentheses preceding ascending numbers (e.g. GR 1.00, GR 1.01, etc.).

The Committee Rules consist of letters from the committee name, followed by ascending numbers. For example, the Ethics Committee Rules are numbers ECR 1.00 through ECR 5.01. The committees are organized by group and then alphabetically by name. Groups can be found in Article XVI, Section 2, in the U.S. Figure Skating bylaws in Part One of this rulebook.

Part Two contains Competition Rules, Test Rules, Skating Skills Rules, Rules for Singles, Rules for Pairs, Rules for Ice Dance and Rules for Synchronized Skating.

The rules in Part Two: Rules of Sport are numbered with ascending four-digit numbers beginning with 1000 and going through 9923. Each thousand (i.e. 1000, 2000, 3000) corresponds to a different section:

- Rules in the 1000s apply to all competitions;
- Rules in the 2000s apply to qualifying competitions;
- Rules in the 3000s apply to nonqualifying competitions;
- Rules in the 4000s apply to test sessions (administration);
- Rules in the 5000s apply to skating skills tests;
- Rules in the 6000s apply to singles;
- Rules in the 7000s apply to pairs;
- Rules in the 8000s apply to ice dance;
- Rules in the 9000s apply to synchronized skating.

Skating skills diagrams and pattern dance diagrams can be found at the end of this rulebook when viewing it online.

Printed copies of the rulebook can be purchased as one document containing all bylaws, rules and diagrams. Those who don't need everything also have the option to purchase separate documents based on what is needed: 1) Bylaws and Rules, 2) Skating Skills Diagrams, 3) Pattern Dance Diagrams.

# Bylaws and Rules

## Table of Contents for Bylaws and Rules

About U.S. Figure Skating.....	13
Officers of U.S. Figure Skating.....	13
Policy on Participation in ISI-Endorsed Recreational Activities.....	14
U.S. Figure Skating Policy on IJS Revisions.....	14
<b>Part One: Governance and Administration</b>	
Bylaws of the United States Figure Skating Association.....	15
Name .....	15
Objectives.....	15
Fiscal Year.....	16
Jurisdiction .....	16
Government.....	17
Board of Directors.....	18
Meetings of Governing Council and Board of Directors .....	20
Officers .....	23
President.....	24
Vice President.....	24
Secretary.....	24
Treasurer.....	25
Nominations and Elections .....	25
Committees .....	26
Duties and Jurisdiction of Permanent Committees and the Nominating Committee.....	27
Composition of Permanent Committees and Designated Committees .....	27
U.S. Figure Skating Memorial Fund .....	29
Official Rules.....	30
Prerequisites to Participation in U.S. Figure Skating Activities .....	30
Definitions of Athlete .....	31
Registration .....	31
Resignations .....	32
Grievance and Disciplinary Proceedings .....	32
Indemnification .....	34
Disposition of Assets.....	35
Dissolution .....	35
Amendments to Bylaws .....	36
General Rules.....	37
GR 1.00 ...Policy .....	37
GR 2.00 ...Registration.....	39
GR 3.00 ...Suspended Member.....	39
GR 4.00 ...Compliance Requirements for Coaches and Professional Group Instructors.....	39
GR 5.00 ...Administration .....	40
Membership Rules .....	41
Club Management Rules for Full, Interim and Provisional Member Clubs.....	41
MR 1.00...Principal Skating Headquarters and Additional Rinks.....	41
MR 2.00...Applying to Become a Member Club and Qualifications for Interim Club Membership .....	41
MR 3.00...Qualifications for Provisional Club Membership .....	42
MR 4.00...Qualifications for Full Club Membership.....	42
MR 5.00...Obligations of Full, Provisional and Interim Member Clubs .....	42
MR 6.00...Privileges of Full, Provisional and Interim Member Clubs.....	43
MR 7.00...Club Ethics.....	43
MR 8.00...Inactive Member Clubs.....	43
MR 9.00...Suspended Member Clubs .....	43
Rules for Collegiate Clubs.....	44
MR 10.00..... Applying to Become a Collegiate Club .....	44
MR 10.02..... Dues of Collegiate Clubs .....	44
MR 10.10..... Privileges of Collegiate Clubs.....	44
Rules for Aspire .....	44
MR 20.00..... Aspire Registered Programs.....	44

MR 20.20..... Privileges of Aspire Members.....	44
Rules for Learn to Skate USA®.....	44
MR 30.00..... Learn to Skate USA® Registered Programs.....	44
MR 30.10..... U.S. Figure Skating Policy on Learn to Skate USA®.....	44
MR 30.20..... Dues of Learn to Skate USA® Members.....	45
MR 30.30..... Privileges of Learn to Skate USA® Members.....	45
Rules for Teams.....	45
MR 40.00..... Applying for Membership as a Team.....	45
MR 40.10..... Categories of Teams.....	45
MR 40.20..... Dues of Teams.....	45
MR 40.30..... Privileges of Teams.....	45
MR 40.40..... Members of Teams Not in Good Standing.....	45
Rules for Members of Member Clubs.....	45
MR 50.00..... Applying to Become a Home Club Member.....	45
MR 50.10..... Categories of Home Club Members.....	46
MR 50.20..... Dues of Home Club Members of Member Clubs and Collegiate Clubs.....	46
MR 50.30..... Privileges of Home Club Members.....	46
MR 50.40..... Members Not in Good Standing.....	47
Rules for Individual Members.....	47
MR 60.00..... Applying to Become an Individual Member.....	47
MR 60.10..... Categories of Individual Members.....	47
MR 60.20..... Dues of Individual Members.....	47
MR 60.30..... Privileges of Individual Members.....	47
Rules for Coach Members.....	47
MR 70.00..... Applying to Become a Coach Member.....	47
MR 70.10..... Dues of Coach Members.....	47
MR 70.20..... Privileges of Coach Members.....	48
Rules for Honorary Members.....	48
MR 80.00..... Dues of Honorary Members.....	48
MR 80.10..... Privileges of Honorary Members.....	48
Rules for Supportive Members.....	48
MR 90.00..... Dues and Benefits of Supportive Members.....	48
MR 90.10..... Privileges of Supportive Members.....	48
Performance Sanctions and Eligibility Rules.....	49
PSER 1.00 .... Authority to Establish Eligibility Standards.....	49
PSER 2.00 .... Enforcement of Eligibility Rules.....	49
PSER 3.00 .... Discipline.....	49
PSER 4.00 .... Participation in U.S. Figure Skating Activities According to Eligibility Status.....	50
PSER 4.10 .... Eligible Status.....	50
PSER 4.20 .... Eligible Coach Status.....	51
PSER 4.30 .... Ineligible Status.....	51
PSER 4.40 .... Reinstatement from Ineligible Status.....	51
PSER 4.50 .... Restricted Status.....	52
PSER 4.60 .... Application to Lift Restricted Status.....	53
PSER 4.70 .... Eligibility Classification Table.....	53
PSER 6.00 .... Performance Sanctions.....	53
PSER 6.10 .... Special Performance Sanctions.....	55
PSER 7.00 .... Approval to Receive Payment for Appearances, Endorsements or Exhibitions.....	56
PSER 8.00 .... Gifts and Expenses.....	56
PSER 9.00 .... Assessment Fees and Financial Reports.....	57
PSER 10.00 .. Foreign Performance Sanctions.....	57
Rules for Officials.....	58
Rules for Domestic Officials.....	58
DOR 1.00 .... Definition of Official.....	58
DOR 2.00 .... Officials Creed Standard of Conduct.....	58
DOR 3.00 .... Applications for Appointment as an Official.....	58
DOR 4.00 .... Appointment of Foreign Officials.....	59
DOR 5.00 .... Requirements to Maintain Appointment as an Official.....	59
DOR 6.00 .... Inactive Status of Domestic Officials.....	59
DOR 7.00 .... Retirement of Domestic Officials.....	59
DOR 8.00 .... Recognition of Retired Officials.....	59
DOR 9.00 .... Reappointment of Officials.....	60

DOR 10.00 .. Formal Complaints Against Officials .....	60
Rules for ISU and International Officials.....	61
IOR 1.00 ..... Appointments of International Officials.....	61
IOR 2.00..... Stipends.....	61
IOR 3.00..... Retirement or Resignation of ISU and International Officials.....	61
IOR 4.00..... Honorary International Officials .....	61
Trophies and Medals.....	62
TMR 1.00 ..... New Trophies .....	62
TMR 2.00 ..... Acceptance of Trophies.....	62
TMR 3.00 ..... National, Sectional, Regional Trophies and Special Pins .....	62
TMR 4.00 ..... Medals.....	63
TMR 5.00 ..... Certificates of Participation.....	63
TMR 6.00 ..... Special Awards and Trophies .....	63
Trophy Listing.....	64
Committee Rules.....	71
Reporting Directly to the Board of Directors .....	71
Athletes Advisory Committee (No Group).....	71
AACR 1.00... Authority .....	71
AACR 1.10... Organization.....	71
AACR 2.00... Responsibility.....	71
Audit Committee (No Group).....	71
ACR 1.00..... Authority .....	71
ACR 2.00..... Organization.....	71
ACR 3.00..... Responsibility.....	72
Coaches Council (No Group).....	72
CR 1.00 ...Authority .....	72
CR 2.00 ...Organization.....	72
Compensation Committee (No Group).....	73
CPCR 1.00.... Authority .....	73
CPCR 2.00.... Organization.....	73
CPCR 3.00.... Responsibility.....	73
Finance Committee (No Group) .....	73
FCR 1.00 ..... Authority .....	73
FCR 1.50 ..... Responsibility.....	73
FCR 2.00 ..... Organization.....	74
FCR 3.00 ..... Budget .....	74
FCR 4.00 ..... Financial Reporting.....	74
FCR 5.00 ..... Custodianship.....	74
FCR 6.00 ..... Procedures .....	74
Nominating Committee (No Group).....	74
NCR 1.00..... Authority .....	74
NCR 2.00..... Organization.....	74
NCR 3.00..... Responsibility.....	75
NCR 4.00..... Procedures .....	75
Strategic Planning Committee (No Group).....	76
SPCR 1.00 .... Authority .....	76
SPCR 2.00 .... Organization.....	76
SPCR 3.00 .... Responsibility.....	76
Group 1: Athlete Services .....	76
Dance Development and Technical Committee (Group 1).....	76
DCR 1.00..... Authority .....	76
DCR 2.00..... Organization.....	76
Pairs Development and Technical Committee (Group 1) .....	77
PCR 1.00 ..... Authority .....	77
PCR 2.00 ..... Organization.....	77
PCR 3.00 ..... Responsibility.....	77
Singles Development and Technical Committee (Group 1) .....	77
SICR 1.00..... Authority .....	77
SICR 2.00..... Organization.....	77
SICR 3.00..... Responsibility.....	77
Sports Sciences and Medicine Committee (Group 1).....	77
SMCR 1.00... Authority .....	77

SMCR 2.00... Organization .....	77
SMCR 3.00... Mission and Responsibility .....	78
Synchronized Development and Technical Committee (Group 1) .....	78
SYSCR 1.00 . Authority .....	78
SYSCR 2.00 . Organization .....	78
SYSCR 3.00 . Responsibility .....	78
Group 2: Membership Development .....	78
Adult Skating Committee (Group 2).....	78
ASCR 1.00.... Authority .....	78
ASCR 2.00 ... Organization .....	78
ASCR 3.00 ... Responsibility.....	78
Membership Committee (Group 2).....	79
MCR 1.00..... Authority .....	79
MCR 2.00..... Organization.....	79
MCR 3.00..... Responsibility.....	79
Programs and New Program Development Committee (Group 2).....	79
PDCR 1.00 ....Authority .....	79
PDCR 2.00 ... Organization .....	79
PDCR 3.00 ... Responsibility.....	79
Group 3: Technical and Officials .....	80
Competitions Committee (Group 3) .....	80
CMCR 1.00 .. Authority .....	80
CMCR 2.00 .. Organization.....	80
CMCR 3.00 .. Responsibility.....	80
Domestic Officials Recruitment and Management Committee (Group 3).....	81
DOCR 1.00... Authority .....	81
DOCR 2.00... Organization.....	81
DOCR 3.00... Responsibility.....	81
Domestic Selections Committee (Group 3) .....	82
DSCR 1.00 ... Authority .....	82
DSCR 2.00 ... Organization.....	82
DSCR 3.00 ... Responsibility.....	82
Officials Training Committee (Group 3).....	82
OTCR 1.00 ... Authority .....	82
OTCR 2.00 ... Organization.....	82
OTCR 3.00 ... Responsibility.....	83
Tests Committee (Group 3).....	83
TCR 1.00..... Authority .....	83
TCR 2.00..... Organization.....	83
Group 4: Administrative/Legal .....	83
Ethics Committee (Group 4).....	83
ECR 1.00..... Authority .....	83
ECR 2.00..... Jurisdiction and Responsibility .....	83
ECR 3.00..... Disciplinary Proceedings .....	83
ECR 4.00..... SkateSafe® Complaints.....	84
ECR 5.00..... Retaliatory Conduct .....	84
ECR 6.00..... Authority to Issue Immediate Interim Suspension.....	84
Giving Programs Committee (Group 4) .....	85
GPCR 1.00 ... Authority .....	85
GPCR 2.00 ... Organization .....	85
GPCR 3.00 ... Responsibility.....	85
Grievance Committee (Group 4) .....	85
GCR 1.00..... Authority .....	85
GCR 2.00..... Responsibility and Jurisdiction .....	85
GCR 3.00..... Initiating Grievance Proceedings .....	85
GCR 4.00..... Selection of Persons to Serve on Hearing Panels.....	87
GCR 5.00..... Expedited Procedures.....	87
GCR 6.00..... Appeal from Decisions of Expedited Hearing Panels.....	88
GCR 7.00..... Conflicts .....	89
GCR 8.00..... Fees, Costs and Expenses.....	89
GCR 9.00..... Confidentiality/Publication .....	89
GCR 10.00.... Reciprocity with Other Organizations .....	89

Rules Committee (Group 4).....	89
RCR 1.00..... Authority .....	89
RCR 2.00..... Organization.....	89
RCR 3.00..... Responsibility.....	90
RCR 4.00..... Procedure.....	90
SkateSafe® Committee (Group 4).....	90
SFCR 1.00.... Authority .....	90
SFCR 2.00.... Organization.....	90
SFCR 3.00.... Responsibility.....	90
Group 5: International.....	91
International Committee (Group 5).....	91
ICR 1.00..... Authority .....	91
ICR 2.00..... Organization.....	91
ICR 3.00..... Responsibility.....	91
ISU Representative (Group 5).....	93
ISUR 1.00..... Authority .....	93
International Officials Committee (Group 5).....	93
IOCR 2.00 .... Organization.....	93
IOCR 3.00 .... Responsibility.....	94

**Part Two: Rules of Sport**

Rules That Apply to All Competitions.....	95
1000... Competition Season.....	95
1010... Geographic Divisions .....	95
1020... Classification of Competitions.....	95
1030... Competition Records at U.S. Figure Skating Headquarters .....	96
1040... Authorized Systems of Judging.....	96
1050... Calculation of Results – 6.0 and IJS.....	97
1060... Calculation of Results – 6.0 System.....	97
1070... Calculation of Results – IJS.....	98
1100... Competition Sanctions – Generally.....	101
1110... ISU Competitions .....	101
1120... Competition Sanctions.....	101
1130... First Aid .....	102
1200... Duties of Event Officials.....	102
1210... Duties of the Chief Referee .....	102
1220... Duties of the Event Referee.....	103
1221... Duties of the Assistant Ice-Level Referee .....	104
1230... Duties of the Chief Accountant .....	104
1235... Duties of the Accountants – IJS.....	105
1240... Duties of a Judge .....	105
1250... Duties of the Technical Controller – IJS.....	106
1260... Duties of the Technical Specialists – IJS.....	106
1270... Duties of the Data Operator – IJS.....	106
1280... Duties of the Video Replay Operator – IJS .....	106
1290... Duties of All Technical Panel Officials – IJS.....	106
1295... Duties of Announcers and Music Officials.....	106
1300... Requirements of Skaters and Coaches – All Disciplines.....	107
1310... Coaching Requirements – All Disciplines.....	107
1320... Behavior of Competitors During Competitions – All Disciplines.....	107
1400... Falls and Interruptions – All Disciplines .....	108
1500... Complaints, Protests, Appeals – All Disciplines .....	110
1600... Release of Liability.....	111
Rules for Qualifying Competitions.....	113
2000... Qualifying Competitions – Sanctions.....	113
2030... Standard Contracts for All U.S. Championships .....	113
2040... Qualifying Competitions – Expenses and Reports .....	114
2050... Qualifying Competitions – Events .....	114
2060... Qualifying Competitions – Announcements.....	115
2100... Qualifying Competitions – Officials.....	116
2120... Qualifying Competitions – Officials – All Skating Disciplines.....	117
2130... Qualifying Competitions – Selection of Officials.....	118
2134... Additional Requirements for Technical Panel Officials .....	121

2135... Foreign/Guest Officials.....	121
2140... RESERVED.....	121
2150... Reimbursement of Officials.....	121
2160... Trial Judges.....	121
2200... Qualifying Competitions – Eligibility and Membership.....	121
2210... Eligibility and Membership Requirements – Singles, Pairs and Ice Dance.....	121
2220... Eligibility and Membership Requirements – Synchronized Skating.....	122
2230... Eligibility of U.S. Citizens Returning From Competing for Another ISU Member.....	122
2240... Eligibility of Non-U.S. Citizens to Compete in U.S. Figure Skating Qualifying Competitions.....	122
2300... Qualifying Competitions – Exhibitions.....	123
2400... Qualifying Competitions – Entries.....	123
2410... Determining a Skater’s/Team’s Competitive Region.....	124
2420... Test Qualifications – Qualifying Competitions.....	125
2430... Previous Winners – Qualifying Competitions.....	125
2440... Qualifying Competitions – Number of Competitors.....	126
2450... Reports from U.S. Figure Skating headquarters.....	126
2460... Seeding – National Qualifying Series.....	126
2470... Qualifying for a Sectional Singles Final, U.S. Pairs Final and U.S. Ice Dance Final.....	127
2480... Qualifying for the National High Performance Development Camp.....	128
2500... Qualifying for the U.S. Figure Skating Championships.....	128
2510... Byes to the U.S. Figure Skating Championships.....	129
2520... Alternates.....	130
2530... Titles.....	130
2540... U.S. Adult Figure Skating Championships and Adult Sectional Championships.....	130
2550... Qualifying Rounds – Adult Championships.....	131
2660... U.S. Collegiate Figure Skating Championships.....	131
2670... Qualifying Rounds – U.S. Collegiate Figure Skating Championships.....	131
2700... Warm-Ups, Draws and Starting Orders.....	131
2710... Warm-Up Times and Group Sizes – Singles, Pairs and Ice Dance.....	132
2720... Draws for Initial Starting Orders – Singles, Pairs and Ice Dance.....	133
2730... Draws for Subsequent Starting Orders and Warm-Up Groups – Singles, Pairs and Ice Dance.....	133
2800... U.S. Synchronized and Synchronized Sectional Championships.....	135
2810... Synchronized Skating Qualifying Competitions – Entries.....	135
2815... Qualifying Competitions – Number of Competitors.....	135
2820... Rosters, Substitutes, Alternates and Crossover Skaters.....	135
2830... Qualifying for U.S. Synchronized Skating Championships.....	136
2840... Byes – Synchronized Skating.....	136
2850... Qualifying Rounds and Seeding – Synchronized Skating.....	136
2852... Qualifying Round Chart - Sectional Synchronized Skating Championships.....	137
2900... Warm-Ups, Draws for Starting Orders, Resurface Groups and Practice Ice – Synchronized Skating.....	137
2910... Warm-Up Time – Synchronized Skating.....	137
2920... Draws for Starting Orders and Resurface Groups – Synchronized Skating Competitions.....	137
2930... Draws for Subsequent Starting Orders and Resurface Groups – Synchronized Skating.....	138
2940... Practice Ice – Synchronized Skating.....	139
Rules for Nonqualifying Competitions.....	141
Including: Intercollegiate, Compete USA, Special, Club, Special Olympics, National Showcase,.....	141
National Theatre On Ice, State Games and Skate United.....	141
3000... Nonqualifying Competitions – Sanctions.....	141
3010... Nonqualifying Competitions – Events.....	141
3020... Nonqualifying Competitions – Announcements.....	141
3030... Nonqualifying Competitions – Officials.....	142
3040... Levels of Judges Required for Nonqualifying Competitions.....	143
3041... RESERVED.....	143
3042... Judges Required for Singles Events at Competitions (valid through Dec. 31, 2023).....	143
3042... Judges Required for Singles and Pairs Events at Nonqualifying Competitions (valid beginning Jan. 1, 2024).....	144
3043... Judges Required for Pairs Events at Competitions (valid through Dec. 31, 2023*).....	144
3044... Judges Required for Partnered Dance Events at Competitions (valid through Dec. 31, 2023).....	145
3044... Judges Required for Dance Events at Nonqualifying Competitions (valid beginning Jan. 1, 2024).....	145
3045... Judges Required for Solo Dance Events at Competitions (valid through Dec. 31, 2023*).....	146
3046... Judges Required for Synchronized Events at Competitions (valid through Dec. 31, 2023).....	147
3046... Judges Required for Synchronized Events at Competitions (valid beginning Jan. 1, 2024).....	147
3047... Judges Required for Showcase Events at Competitions.....	147



3048...Judges Required for Theatre On Ice Events at Competitions (valid through Dec. 31, 2023) .....	148
3048...Judges Required for Theatre On Ice Events at Competitions (valid beginning Jan. 1, 2024) .....	148
3050...Nonqualifying Competitions – Entries .....	149
3060...Nonqualifying Competitions – Eligibility to Compete.....	149
3100...Rules for Compete USA Competitions.....	150
3110... Compete USA Competitions – Approvals .....	150
3120... Compete USA Competitions – Officials.....	150
3130... Compete USA Competitions – Announcements.....	150
3200...Rules for Special Competitions .....	151
3300...Rules for Club Competitions and Special Olympics .....	151
3310... Club Competitions – Officials .....	151
3400...Rules for Showcase Competitions .....	151
3500...Rules for Theatre On Ice Competitions .....	151
3600...Rules for ISI Competitions .....	151
3700...Rules for State Games Competitions.....	151
3710...State Games – Sanctions.....	151
3720...State Games – Officials.....	152
3730...State Games – Eligibility to Compete .....	152
3740...State Games – Conduct of Competitions.....	152
3750...State Games – Expenses and Reports.....	152
3800 ..Skate United Events at Nonqualifying and Compete USA Competitions.....	152
Rules for Holding Test Sessions .....	153
4000...Qualifications to Take Tests.....	153
4100...Procedure for Holding a Test Session.....	154
4200...Qualification to Apply for Test Credit from IJS Protocol.....	155
4300...Coaching at Test Sessions.....	156
4400...Conduct and Release of Liability .....	156
4500...Selection of Judges for Tests .....	157
4510...Selection and Duties of the Judge-In-Charge .....	157
4520...Conduct of Test Judges.....	157
4530...Levels of Judges Required for Tests.....	158
4532...Judges Required for Skating Skills Tests.....	158
4533...Judges Required for Singles Tests .....	160
4534...Judges Required for Pair Tests.....	161
4535...Judges Required for Pattern Dance (PD) and Free Dance Tests.....	162
4600...Test Records.....	164
4700...Test Registration Fees and Late Fees.....	165
4800... Test Emblems.....	165
Computer Codes for Skating Skills and Singles Tests.....	167
Computer Codes for Pair, Free Dance and Figure Tests .....	168
Computer Codes for Pattern Dance Tests – Lead .....	169
Computer Codes for Pattern Dance Tests – Follow .....	170
Technical Requirements – Skating Skills .....	171
5000...Skating Skills Test Requirements .....	171
5010...Classification of Skating Skills Tests.....	171
5020...General Requirements for Skating Skills Tests .....	172
5030...Marking of Skating Skills Tests.....	172
5100...Test Expectations, Required Elements, Pass Totals and Approximate Times for Standard and Skate United Skating Skills Tests and Adult Intermediate through Senior Skating Skills Tests .....	174
5110 ..Test Expectations, Required Elements, Pass Totals and Approximate Times for Adult Pre-Bronze through Gold Skating Skills Tests.....	177
5120...Test Expectations, Required Elements, Pass Totals and Approximate Times for Adaptive Skating Skating Skills Tests.....	178
Technical Requirements – Singles .....	181
6000...Singles Rules .....	181
6001...Use of IJS.....	181
6010...Conduct of Singles Events.....	181
6020...Singles Event Names .....	181
6030...Clothing and Equipment – Singles .....	181
6040...Music – Singles .....	181
6050...Duration of Skating – Singles.....	181
6060...Composition of Singles Events.....	182

6070...Segment Descriptions .....	182
6080...Short Program Description .....	182
6090...Free Skate Description.....	182
6100...Singles Definitions, General Criteria and Basic Requirements .....	183
6106...Illegal elements/movements .....	185
6200...Singles Test Requirements.....	185
6210...Classification of Singles Tests .....	185
6220...General Requirements for Singles Tests.....	186
6230...Marking of Singles Singles Tests.....	186
6300...Test Expectations and Pass Totals for Standard and Skate United Singles Tests, and Adult Intermediate through Adult Senior Singles Tests .....	187
6310...Test Expectations and Pass Totals for Adult Pre-Bronze through Gold Singles Tests .....	189
6320...Test Expectations, Required Elements and Duration for Adaptive Skating Singles Tests .....	190
6400...Singles Test Qualifications and Age Requirements.....	192
6510...Championship Masters Junior-Senior Singles and Masters Junior-Senior Singles.....	193
6520...Championship Masters Intermediate-Novice Singles and Masters Intermediate-Novice Singles .....	194
6530...Championship Adult Gold and Adult Gold Singles.....	195
6540...Championship Adult Silver and Adult Silver Singles .....	196
6550...Adult Bronze Singles.....	197
6560...Adult Pre-Bronze Singles .....	198
6700...Emotional Performance and Lyrical Pop/Character/Comedy Events.....	199
6910...Marking of Singles – 6.0 System.....	199
6913...Marking of Singles Short Programs – 6.0 System.....	199
6914...Marking of Singles Free Skate – 6.0 System.....	200
6920...Marking of Singles – IJS .....	200
6921...Total Element Score – Singles – IJS.....	200
6922...Illegal Elements/Movements .....	200
6923...Program Component Score – Singles – IJS.....	201
List of Jumps.....	202
Technical Requirements – Pairs.....	203
7000...Pairs Rules .....	203
7001...Use of IJS.....	203
7010...Conduct of Pair Events .....	203
7020...Pair Definition.....	203
7030...Clothing and Equipment – Pairs.....	203
7040...Music – Pairs .....	203
7050...Duration of Skating – Pairs .....	203
7060...Composition of Pair Events.....	204
7070...Segment Descriptions .....	204
7080...Short Program Description .....	204
7090...Pair Free Skate Description .....	204
7100...Pairs Definitions, General Criteria and Basic Requirements.....	205
7109...Illegal elements/movements .....	207
7200...Pair Test Requirements.....	208
7210...Classification of Pair Tests.....	208
7220...General Requirements for Pair Tests .....	208
7230...Marking of Pair Tests.....	209
7300...Test Expectations and Pass Totals for Standard and Skate United Pair Tests .....	209
7310...Test Expectations and Pass Totals for Adult Pair Tests .....	210
7400...Pair Test Qualifications and Age Requirements .....	211
7510...Championship Masters Pairs .....	212
7520...Masters Pairs.....	213
7530...Adult Gold Pairs .....	214
7540...Adult Silver Pairs.....	215
7550...Adult Bronze Pairs.....	216
7560...Centennial Pairs.....	217
7910...Marking of Pairs – 6.0 System .....	218
7913...Marking of Pairs Short Program – 6.0 System.....	218
7914...Marking of Pairs Free Skate – 6.0 System .....	218
7920...Marking of Pairs – IJS .....	219
7921...Total Element Score – Pairs – IJS.....	219
7922...Illegal Elements/Movements .....	219

7923...Program Component Score – Pairs – IJS.....	220
List of Pair Lifts .....	221
Technical Requirements – Ice Dance.....	223
8000...Ice Dance Rules .....	223
8001...Use of IJS.....	223
8010...Conduct of Ice Dance Events .....	223
8020...Clothing and Equipment – Ice Dance.....	223
8030...Music – Ice Dance .....	223
8040...Duration of Skating – Ice Dance .....	224
8041...Permissible Time Allowance – Rhythm Dance and Free Dance .....	224
8050...Composition of Ice Dance Events .....	224
8060...Segments Descriptions .....	224
8070...Pattern Dance Descriptions .....	224
8072...General Requirements for Pattern Dances.....	224
8073...Conduct of Pattern Dance Events.....	225
8081...Selection and Posting of Pattern Dances .....	227
8090...Rhythm Dance Description .....	227
8095...Free Dance Description .....	228
8100...Dance Glossary.....	229
8101...Axes .....	229
8102...Pattern.....	229
8103...Series of Steps .....	229
8104...Steps.....	230
8105...Turns .....	230
8106...Dance Spins, Dance Lifts, Jumps and Dance Jumps, Movements and Choreographic Elements.....	232
8107...Dance Holds .....	234
8108...Illegal Elements/Movements/Poses – Rhythm Dance and Free Dance.....	235
8110...Dance Music .....	235
8111...Fundamentals of Music to Be Considered for Ice Dance .....	235
8112...Dance Music Interpretation .....	235
8113...Relationship of Music to Dance Diagrams.....	235
8200...Pattern Dance Test Requirements.....	235
8210...Classification of Pattern Dance Tests.....	235
8220...General Requirements for Pattern Dance Tests .....	240
8230...Marking of Pattern Dance Tests.....	241
8250...Dances, Test Expectations and Pass Totals for Pattern Dance Tests .....	242
8300...Free Dance Test Requirements .....	243
8310...Classification of Partnered Free Dance Tests .....	243
8320...General Requirements for Partnered Free Dance Tests.....	244
8330...Marking of Partnered Free Dance Tests .....	245
8340...Test Expectations and Pass Totals for Standard Partnered Free Dance Tests.....	246
8350...Test Expectations, Required Elements and Pass Totals for Adult Partnered Free Dance Tests.....	247
8360...Classification of Solo Free Dance Tests .....	249
8364...General Requirements for Solo Free Dance Tests.....	250
8380...Marking of Solo Free Dance Tests .....	251
8390...Test Expectations, Required Elements and Pass Totals for Solo Free Dance Tests .....	252
8400...Ice Dance Test Qualifications and Age Requirements.....	255
8510...Championship Adult Partnered Dance Event .....	256
8520...Adult Gold Partnered Dance Events.....	258
8521...Adult Gold Partnered Pattern Dance Event.....	258
8525...Adult Gold Partnered Free Dance Event .....	258
8530...Adult Pre-Gold Partnered Dance Events .....	258
8531...Adult Pre-Gold Partnered Pattern Dance Event .....	258
8535...Adult Pre-Gold Partnered Free Dance Event.....	258
8540...Masters Open Partnered Dance Events.....	259
8541...Masters Open Partnered Pattern Dance Event.....	259
8545...Masters Open Partnered Free Dance Event.....	259
8550...Adult Silver and Lower Partnered Dance .....	259
8560...Adult Silver Partnered Dance Event.....	259
8570...Adult Pre-Silver Partnered Dance Event .....	259
8580...Adult Bronze Partnered Dance Event.....	260
8590...Adult Pre-Bronze Partnered Dance Event .....	260

8600...Centennial Partnered Dance Event .....	261
8610...Adult Preliminary Partnered Pattern Dance Event .....	261
8630...Championship Adult Solo Dance Event .....	262
8640...Adult Gold Solo Pattern Dance Event.....	263
8650...Adult Pre-Gold Solo Pattern Dance Event .....	263
8660...Adult Silver Solo Pattern Dance Event .....	263
8670...Adult Pre-Silver Solo Pattern Dance Event.....	263
8680...Adult Bronze Solo Pattern Dance Event .....	264
8690...Adult Pre-Bronze Solo Pattern Dance Event.....	264
8700 ..Adult Gold Solo Free Dance Event .....	265
8710...Adult Pre-Gold Solo Free Dance Event .....	266
8720 ..Adult Silver Solo Free Dance Event.....	267
8730...Adult Pre-Silver Solo Free Dance Event.....	268
8740 ..Adult Bronze Solo Free Dance Event.....	269
8910...Marking of Ice Dance – 6.0 System .....	270
8912...Marking of Pattern Dances – 6.0 System .....	270
8913...Marking of Rhythm Dance and Free Dance – 6.0 System .....	270
8920...Marking of Ice Dance – IJS.....	271
8921...Marking the Pattern Dances – IJS .....	271
8922...Marking of Rhythm and Free Dances – IJS .....	272
Technical Requirements – Synchronized Skating.....	273
9000...Synchronized Rules .....	273
9001...Use of IJS.....	273
9010...Conduct of Synchronized Skating Events .....	273
9020...Clothing and Equipment – Synchronized Skating – Competition and Official Practice .....	273
9030...Music For Synchronized Skating Events: .....	273
9040...Duration of Skating – Synchronized Skating .....	273
9042...Permissible Time Allowance – Short Programs .....	273
9043...Permissible Time Allowance – Free Skates.....	274
9050...Composition of Synchronized Events .....	274
9060...General Requirements for the Short Program and Free Skate.....	274
9061...Short Program Requirements.....	275
9062...Free Skate Requirements .....	275
9100...Synchronized Skating Definitions and Criteria .....	276
9110...Definitions of General Terms.....	276
9120...Definitions of Turns, Steps and Linking Steps .....	276
9130...Definitions of Additional Features and Requirements.....	277
9140...Definitions of Features and Requirements.....	280
9150...Definitions of Elements and Requirements .....	281
9160...Illegal Elements, Features, Additional Features, Movements .....	283
9400...Synchronized Skating Test Qualifications and Age Requirements.....	284
9910...Marking of Synchronized Skating – 6.0 System .....	285
9912...Marking of the Synchronized Skating Free Skate – 6.0 System .....	285
9920...Marking of Synchronized Skating – IJS.....	285
9921...Technical Score – Synchronized Skating – IJS .....	285
9922...Program Component Score – Synchronized Skating – IJS .....	286
9923...Deductions and Reductions – Synchronized Skating – IJS.....	286
Skating Skills Diagrams.....	SS-1
Pattern Dance Diagrams .....	Dance-1

*The U.S. Figure Skating Rulebook is divided into three sections: 1) Bylaws and Rules, 2) Skating Skills Diagrams, 3) Pattern Dance Diagrams. Printed copies can be purchased as one document with all three sections, or the sections can be purchased separately, based on what is needed.*

## About U.S. Figure Skating

U.S. Figure Skating, the national governing body for the sport of figure skating in the United States, is a member of the U.S. Olympic & Paralympic Committee (USOPC) and the International Skating Union (ISU).

U.S. Figure Skating is comprised of approximately 700 full member, collegiate and school-affiliated clubs and serves more than 220,000 members nationwide. U.S. Figure Skating provides a wide range of programs for its members, partners on major broadcast events and with Fortune 500 companies, selects the U.S. World and U.S. Olympic Teams and brings national pride and world respect through our activities.

From Learn to Skate USA® all the way to the Olympic team, U.S. Figure Skating is centered around creating and cultivating opportunities for our members, as well as anyone interested in skating, to participate and experience achievement in figure skating. There is a place for every skater to set goals and achieve them, be it competing in their first competition, earning their gold test medal or putting on their Team USA jacket.

Now in its 102nd year, U.S. Figure Skating continues to be a leader in the sporting world.

### OUR MISSION

We create and cultivate opportunities for participation and achievement in figure skating.

### OUR VISION

Together we foster fun and inspire a lifelong passion for skating while developing champions on and off the ice.

## Officers of U.S. Figure Skating

### President

AUXIER, Samuel  
[scaskate@gmail.com](mailto:scaskate@gmail.com)

### Secretary

MOORE, Kimberley  
[kimberleymoore@gmail.com](mailto:kimberleymoore@gmail.com)

### Chief Executive Officer

MAREK, Tracy  
[tmarek@usfigureskating.org](mailto:tmarek@usfigureskating.org)

### Vice President

LUNDGREN, Kristina  
[tinask8judge@yahoo.com](mailto:tinask8judge@yahoo.com)

### Treasurer

HILDEBRAND, Victoria  
[victoria.hildebrand@gmail.com](mailto:victoria.hildebrand@gmail.com)

## **Policy on Participation in ISI-Endorsed Recreational Activities**

Participation of U.S. Figure Skating members in ISI-endorsed recreational skating activities, such as recitals, shows and exhibitions, tests and competitions, is hereby permitted without violating the rules of U.S. Figure Skating, provided that such activities: (1) are conducted by ISI member rinks, clubs or skating schools in their normal course of business; (2) are not conducted by or for the benefit of a third party; (3) do not include the participation of U.S. Figure Skating member skaters who are or have been active U.S. Figure Skating Championship competitors at or above the junior level within the past two years unless participation has been permitted as described below; and (4) are not intended for television or Internet broadcast or re-broadcast. This paragraph represents a grant of special permission from U.S. Figure Skating to allow its members to participate in ISI-endorsed recreational skating activities without the need for a separate U.S. Figure Skating sanction. However, ISI-endorsed activities exceeding the scope of this paragraph are not covered in this grant of special permission; therefore, U.S. Figure Skating members participating in such activities will be in violation of the rules and policies of U.S. Figure Skating unless U.S. Figure Skating approval by way of sanction, Eligible Skater Compensation Agreement (ESCA) or special permission is obtained.

## **U.S. Figure Skating Policy on IJS Revisions**

Please be advised that with respect to U.S. Figure Skating competitive events conducted under the international judging system (IJS), as adopted and modified and clarified from time to time by U.S. Figure Skating, U.S. Figure Skating reserves the right to incorporate revisions made to the IJS by the ISU for junior and senior events and by U.S. Figure Skating for its novice events and below pertaining to the scale of values for singles, pairs, ice dance or synchronized skating, or to any other rule pertaining to the method by which the scores are calculated. Likewise, should the ISU issue clarifications to its rules governing the IJS, U.S. Figure Skating reserves the right to adopt those clarifications. The revisions or clarifications made to the international judging system by the ISU may be adopted by U.S. Figure Skating at its discretion at any time after the revision or clarification is issued. Further, any revisions, modifications or clarifications made by U.S. Figure Skating as well as any of the adopted modifications and clarifications will be posted on the Members Only site and, when applicable, published in the next U.S. Figure Skating rulebook.

**Part One**  
**Governance and Administration**  
**of**  
**The United States Figure Skating Association**

**Bylaws of the United States Figure Skating Association**

(As amended to May 6, 2023)

**ARTICLE I**

**Name**

The name of this organization is “THE UNITED STATES FIGURE SKATING ASSOCIATION.” For all purposes this name may be abbreviated to read “U.S. Figure Skating.” This organization may also be known as and conduct business under the name “U.S. Figure Skating.”

**ARTICLE II**

**Objectives**

**Mission: We create and cultivate opportunities for participation and achievement in figure skating.**

- A. We serve as the national governing body in the sport of figure skating on ice as recognized by the United States Olympic and Paralympic Committee (USOPC), and serve as the United States member of the International Skating Union (ISU);
- B. We take all steps necessary to regulate and govern figure skating on ice throughout the United States, including the raising of funds to support activities of U.S. Figure Skating by dues, the sale of publications, the conduct of competitions, ice show assessments, sanction fees and any other lawful means, provided that none of the income of U.S. Figure Skating inures to the private profit of any of its members;
- C. We strive to provide a safe environment for our members that is free of misconduct and harassment.
- D. We define and maintain uniform standards of skating proficiency;
- E. We prescribe rules for the holding of and eligibility for tests, competitions, exhibitions, ice shows and all other figure skating activities. We qualify and appoint judges, referees and other officials for all tests, competitions and other figure skating events;
- F. We provide programs for the development, education and certification of coaches to provide the best instruction possible to our athletes.<sup>1</sup>
- G. We encourage, guide and assist in the organization of local ice skating clubs, and the attaining of full participation in figure skating by individuals, groups, clubs, schools, colleges and universities throughout the United States;
- H. We organize and sponsor competitions and exhibitions for the purpose of stimulating interest in figure skating on the part of all persons. We assist financially or otherwise, in accordance with the rules of U.S. Figure Skating, the participants traveling to and from and attending such competitions and exhibitions, who would otherwise be unable to participate therein;
- I. We encourage those persons who have demonstrated an ongoing interest in figure skating to continue their participation in figure skating, and where possible, to obtain a college or university education;
- J. We provide an equal opportunity to eligible athletes, coaches, trainers, managers, administrators and officials to participate in eligible athletic competition without discrimination on the basis of race, color, religion, age, gender, gender identity, sexual orientation, national origin, or any other status protected by federal, state or local law, where applicable. We provide fair notice and an opportunity for a hearing to any eligible athlete, coach, trainer, manager, administrator or official before declaring such individual ineligible to participate;
- K. We select members of the Board of Directors and athlete representatives without discrimination on the basis of race, color, religion, age, gender, gender identity, sexual orientation, national origin, or any other status protected by federal, state or local law, where applicable;
- L. We submit to binding arbitration in any controversy involving: (i) U.S. Figure Skating’s recognition as a National Governing Body, or (ii) the opportunity of any amateur athlete, coach, trainer, manager, administrator or official to participate in amateur athletic competition in figure skating, upon demand of the USOPC or any aggrieved amateur athlete, coach, trainer, manager, administrator or official, conducted in accordance with the standard commercial arbitration rules of the arbitral organization designated by the USOPC or as modified pursuant to the Ted Stevens Olympic and Amateur Sports Act;
- M. We support, by contributions from U.S. Figure Skating and its Memorial Fund, other charitable and educational organizations which are themselves exempt from taxation under Section 501(c)(3) of the Internal Revenue Code of 1986, as from time to time amended; and
- N. We ensure that the foregoing objectives are within the meaning of Section 501(c)(3) of the Internal Revenue Code of 1986, as from time to time amended, and that the activities of U.S. Figure Skating, both direct and indirect, exclusively further these objectives.

---

<sup>1</sup> Subject to timing adjustments as determined necessary and appropriate by the U.S. Figure Skating Board of Directors, U.S. Figure Skating will begin delivering new coaching programs in January 2024 with the delivery of continuing education/certification and seminars. This footnote will be deleted with publication of the 2024-2025 Rulebook.

## ARTICLE III

### Fiscal Year

The fiscal year begins on July 1 of each year and ends on June 30 the following year.

## ARTICLE IV

### Jurisdiction

**Section 1 Jurisdiction.** U.S. Figure Skating has jurisdiction of figure skating activities on ice in the United States.

**Section 2 Geographical Divisions.** For the purposes of regulation and control, the geographical area under the jurisdiction of U.S. Figure Skating is divided into three sections as follows:

- A. Eastern Section: Connecticut, Delaware, District of Columbia, Florida, Georgia, Maine, Maryland, Massachusetts, New Hampshire, New Jersey, New York, North Carolina, Pennsylvania, Rhode Island, South Carolina, Vermont, Virginia and West Virginia.
- B. Midwestern Section: Alabama, Arkansas, Colorado, Illinois, Indiana, Iowa, Kansas, Kentucky, Louisiana, Michigan, Minnesota, Mississippi, Missouri, Nebraska, New Mexico, North Dakota, Ohio, Oklahoma, South Dakota, Tennessee, Texas and Wisconsin.
- C. Pacific Coast Section: Alaska, Arizona, California, Hawaii, Idaho, Montana, Nevada, Oregon, Utah, Washington and Wyoming.
- D. For synchronized skating only, the state of Colorado is in the Pacific Coast geographical division.

## ARTICLE V

### Membership<sup>2</sup>

#### **Section 1. Classifications.**

A. Organizations. U.S. Figure Skating has the following categories of membership for organizations:

(i) Clubs

(a) Member clubs: Clubs that foster figure skating

1. Full member clubs
2. Provisional member clubs
3. Interim member clubs

(b) Collegiate clubs: Individual colleges and universities that foster figure skating

(ii) Programs

- (a) Aspire programs
- (b) Learn to Skate USA<sup>®</sup> programs

(iii) Teams

B. Individuals. U.S. Figure Skating has the following categories of membership for individuals:

(i) Home club members: Individuals who are members of a member club or a collegiate club

(ii) Individual members: Individuals who are not home club members of any member club or collegiate club

(iii) Coach members: Individuals who are registered with U.S. Figure Skating either as a member of a member club or as an individual member and meet all coach requirements of these bylaws and the official rules of U.S. Figure Skating.

(iii) Honorary members: Individuals exempt from the payment of U.S. Figure Skating membership dues

(iv) Aspire members: Individuals participating in Aspire programs

(v) Learn to Skate USA members: Individuals participating in Learn to Skate USA programs

(vi) Supportive members: Individuals who voluntarily support the sport of figure skating through the payment of annual dues to U.S. Figure Skating

**Section 2. Election by Governing Council for Membership.** The following membership categories require a vote of the Governing Council as follows:

A. Any club fostering figure skating may apply in writing for membership and, if satisfactory and upon compliance with all requirements of U.S. Figure Skating, may be elected a provisional or full member club by a vote of two-thirds of the votes cast of the Governing Council present in person or by proxy at an annual meeting. If an application for membership is received in the period between meetings of the Governing Council, the applicant may be admitted to interim membership until the next annual meeting of the Governing Council in such manner and upon such terms as may be set forth in the official rules of U.S. Figure Skating. Interim and provisional member clubs have only such privileges as are specified therein.

B. To become an honorary member, an individual must be elected as such by a vote of two-thirds of the votes cast of the Governing Council present in person or by proxy at an annual meeting for such terms as the Governing Council may specify in said vote.

---

<sup>2</sup> Notwithstanding the presentation of the amendments to Sections 1 and 10 of this Article V pertaining to coach members in the 2023-2024 Rulebook and the corresponding provisions of MR 70.00, such amendments and provisions will be implemented as of July 1, 2024, when U.S. Figure Skating coach membership opens for registration. This footnote will be deleted with publication of the 2024-2025 Rulebook.



## ARTICLE VI

### Government

**Section 1 Governing Council.** The government of U.S. Figure Skating is vested in a Governing Council, which consists of delegates appointed or elected in accordance with Article VII of these bylaws.

**Section 2 Board of Directors.** The management of the business and affairs of U.S. Figure Skating is vested in and exercised by or under the authority of a Board of Directors, which consists of the persons specified in Article VIII, Section 2, of these bylaws.

## ARTICLE VII

### Delegates to the Governing Council<sup>3</sup>

**Section 1 Qualifications and Tenure.** Delegates to the Governing Council:

- A. Must be registered members who are at least 18 years of age and are qualified in accordance with the official rules of U.S. Figure Skating.
- B. Are appointed or elected annually as of Feb. 1 to serve for one year or until their successors are appointed or elected.

**Section 2 Appointment of Full Member Club Delegates.** Each active full member club, by action of its duly constituted governing body, must appoint from among its registered home club members a number of delegates, based on the total number of registered members of such full member club during the preceding fiscal year, as shown in the following table.

- A. These delegates must meet the qualifications set forth in Section 1 of this Article VII.
- B. A certificate of appointment, duly signed by the authorized officer of such full member club must be filed with the U.S. Figure Skating secretary in care of U.S. Figure Skating headquarters.

Number of Total Registrations	Number of Delegates	Number of Total Registrations	Number of Delegates
25 but fewer than 50	1	450 but fewer than 550	7
50 but fewer than 100	2	550 but fewer than 650	8
100 but fewer than 150	3	650 but fewer than 750	9
150 but fewer than 250	4	750 but fewer than 850	10
250 but fewer than 350	5	850 but fewer than 950	11
350 but fewer than 450	6	950 or more	12

**Section 3 Election of Individual Member Delegates.** The individual members from each section may elect, from among those of their number qualified under Section 1 of this Article VII, a number of delegates for that section in proportion to the number of individual members registered in that section during the preceding fiscal year, as shown in the following table:

Number of Individual Members	Number of Delegates	Number of Individual Members	Number of Delegates
25 but fewer than 50	1	450 but fewer than 550	7
50 but fewer than 100	2	550 but fewer than 650	8
100 but fewer than 150	3	650 but fewer than 750	9
150 but fewer than 250	4	750 but fewer than 850	10
250 but fewer than 350	5	850 but fewer than 950	11
350 but fewer than 450	6	950 or more	12

- A. U.S. Figure Skating headquarters will determine the procedures for implementing the individual member delegate election process and will provide these procedures to the individual members with the announcement of the meeting of the Governing Council, as described in Article IX, Section 3, of these bylaws.
- B. The number of candidate(s) (as shown in the table in this Section 3) in each section receiving the most votes will be certified as a delegate(s) for the individual members of that section.

<sup>3</sup> The amendments to Section 4, paragraph B, to Section 5, and to Section 7 of this Article VII will be effective and implemented for purposes of the 2025 annual Governing Council meeting. The members of the interim Coaches Council, as referred to in the footnote to Article XVI of these Bylaws and the footnote to CR1.00, will serve as delegates at the 2025 annual Governing Council meeting, and the members of the Coaches Council elected in the spring of 2025 will serve as delegates at the 2026 annual Governing Council meeting. For the 2025 Governing Council, the coach delegate votes will be based upon coach membership as of April 1, 2024. This footnote will be deleted with publication of the 2025-2026 Rulebook.

#### **Section 4 Athlete Delegates.**

- A. Are equally divided among women, men, pairs, ice dance and synchronized skating.
- B. Have, collectively, the number of votes equaling not less than 33.3 percent of the total permanent member club, coach and individual member votes registered at the prior year's Governing Council in order to provide the athlete delegates with not less than 33.3 percent of the voting power in the Governing Council. These votes will be equally divided among the athlete delegates, with any fractions rounded up to a whole number.
  - (i) If, at any time during a meeting of the Governing Council, the votes assigned to the athlete delegates fall below 33.3 percent of the total number of votes of the delegates registered in person or by proxy, the total number of athlete delegate votes will be increased by the number necessary to achieve 33.3 percent of the voting power in the Governing Council. The additional votes will be assigned to, and retained by, the chair of the Athletes Advisory Committee, or in such chair's absence, his or her athlete delegate designee, for the duration of the meeting.
- C. The athlete delegates to the Governing Council are the Athletes Advisory Committee members elected by the athletes in compliance with AACR 1.10.

#### **Section 5 Coach Delegates.**

- A. Have, collectively, the number of votes equaling one coach delegate vote per 50 coach members registered at the conclusion of the prior membership year. These votes will be divided equally among the coach delegates, with any fractions rounded to the nearest whole number.
- B. The coach delegates to the Governing Council are the Coaches Council members elected by the coach members in compliance with CR 1.10.

**Section 6 Vacancies.** Full member clubs, athlete members and individual members may fill a vacancy among their delegates by filing the appropriate certificate of appointment or election with the U.S. Figure Skating secretary in care of U.S. Figure Skating headquarters.

#### **Section 7 Observers.**

- A. Collegiate clubs provisional member clubs, Aspire programs and Learn to Skate USA programs do not have the right, by virtue of such membership status, to appoint delegates to meetings of the Governing Council. They may designate observers to attend meetings of the Governing Council. Such observers, when present, may be accorded the privileges of the floor.
- B. Any members of U.S. Figure Skating who are not delegates may attend meetings of the Governing Council as observers and, when present, will likewise be accorded the privileges of the floor.

**Section 8 Voting Rights.** On all matters submitted to a vote of the Governing Council, the athlete delegates as a group, the coach delegates as a group and each full member club are entitled to the same number of votes as the number of delegates to which they are entitled pursuant to Sections 4 and 2 respectively of this Article VII. Each individual member delegate is entitled to one vote. Observers have no vote at meetings of the Governing Council. No member or class of members except delegates is entitled to vote on matters concerning the purposes, government and management of the affairs of U.S. Figure Skating except as provided for in these bylaws or as prescribed by law.

## **ARTICLE VIII Board of Directors**

**Section 1 Powers and Duties.** The Board of Directors possesses all the powers and duties necessary or desirable to govern, establish strategic direction, and set policy for U.S. Figure Skating, and to oversee management of the business and affairs of U.S. Figure Skating, except such powers and duties as are reserved solely for the Governing Council or otherwise limited by these bylaws. Subject to such reservation and limitations, the Board of Directors' responsibilities and functions will include, but not be limited to:

- A. Selection, compensation, evaluation, and termination of the chief executive officer.
- B. Review and approval of U.S. Figure Skating's strategic plan and budget.
- C. Focus on long-term objectives and impacts rather than day-to-day management.
- D. Oversight of the financial activities of U.S. Figure Skating throughout the fiscal year.
- E. Review and approval of the financial statements, annual reports, and financial and control policies, and selection of U.S. Figure Skating's independent auditors.
- F. Ensure that athlete safety rules, policies, and procedures comply with the requirements of the USOPC and the U.S. Center for SafeSport.

#### **Section 2 Composition and Qualifications.**

- A. The voting members of the Board of Directors consist of 15 persons, as follows:
  - (i) The president, elected pursuant to Article XV, Section 4 (A) of these bylaws.
  - (ii) Nine other individuals, elected pursuant to Article XV, Section 4 (A) of these bylaws, with at least one of such individuals being from each section of U.S. Figure Skating and two other of such individuals being independent directors who meet the criteria for independence described in paragraph C of this Section 2.

- (iii) Five athlete representatives, elected pursuant to Article XV, Section 4 (B) of these bylaws, who meet the requirement for athlete representation on the Board of Directors as described in paragraph D of this Section 2. The five athlete representatives on the Board of Directors must include U.S. Figure Skating's athlete representative to the USOPC Athletes Advisory Council, the chair of U.S. Figure Skating's Athletes Advisory Committee, and at least one athlete per discipline (ice dance, pairs, singles, and synchronized skating) that is not already represented by the chair of U.S. Figure Skating's Athletes Advisory Committee.
- B. Each voting member of the Board of Directors must be:
- (i) At least 18 years of age,
  - (ii) A registered member in good standing of U.S. Figure Skating, and
  - (iii) Otherwise qualified in accordance with the official rules of U.S. Figure Skating, provided that this requirement will not apply to persons serving as independent directors.
- C. Criteria for independence. An individual will not be able to serve as an independent director if, within the five years preceding election:
- (i) Such individual or an immediate family member of such individual was employed by or held any governance position (whether a paid or volunteer position) with U.S. Figure Skating, any member club, a Learn to Skate USA® program, the ISU, the Professional Skaters Association, or any other figure skating entity or organization connected to U.S. Figure Skating;
  - (ii) Such individual was affiliated with or employed by U.S. Figure Skating's outside auditor or outside counsel, or an immediate family member of such individual was affiliated with or employed by U.S. Figure Skating's outside auditor or outside counsel as a partner, principal, or manager;
  - (iii) Such individual was a member of U.S. Figure Skating's Athletes Advisory Committee;
  - (iv) Such individual was a delegate at Governing Council;
  - (v) Such individual holds an appointment as an official within U.S. Figure Skating;
  - (vi) Such individual is a member of U.S. Figure Skating who participates in a U.S. Figure Skating qualifying competition;
  - (vii) Such individual is a parent, an immediate family member, or a coach, of an athlete who competes in a U.S. Figure Skating qualifying competition;
  - (viii) Such individual was a member of any constituent group with representation on the U.S. Figure Skating Board of Directors;
  - (ix) Such individual received any compensation from U.S. Figure Skating, directly or indirectly; or
  - (x) Such individual was an executive officer, controlling shareholder, partner, or member of a corporation, partnership, or other business entity that does business with U.S. Figure Skating.
- D. At least 20 percent of the athlete representatives on the Board of Directors must be 10 Year Athlete Representatives, as defined in Article XXII of these bylaws, and the remaining athlete representatives will be either 10 Year Athlete Representatives or 10 Year+ Athlete Representatives, as defined in Article XXII of these bylaws.

**Section 3 Terms.** The voting members of the Board of Directors, other than the president, will be elected for a term of two years each and may serve for no more than four consecutive terms. The president will be elected for a term of four years and may hold office for no more than one term, as further specified in Article X, Section 2, of these bylaws.

**Section 4 Ex-officio and Additional Members.**

- A. The following persons are ex-officio non-voting members of the Board of Directors:
- (i) Immediate past president,
  - (ii) The appointed ISU representative/International Group coordinator,
  - (iii) Those officeholders of the ISU representing the sport of figure skating,
  - (iv) The Administrative/Legal Group coordinator,
  - (v) The Athlete Services Group coordinator,
  - (vi) The Membership Development Group coordinator,
  - (vii) The Technical and Officials Group coordinator,
  - (viii) The chair of the Coaches Council,<sup>4</sup>
  - (ix) The chief executive officer, and
  - (x) U.S. Figure Skating's alternate athlete representative to the USOPC Athletes Advisory Council, unless that person is already one of the athletes who is a voting member of the U.S. Figure Skating Board of Directors.
- B. An individual named from the U.S. Ice Rink Association from among their membership is a non-voting member of the Board of Directors.
- C. Ex-officio and additional members of the Board of Directors may attend meetings of the Board of Directors and, when present, may be accorded the privilege of speaking. Unless expressly invited, ex-officio and additional members of the Board of Directors may not participate in executive sessions of the Board of Directors.

---

<sup>4</sup> The amendment to this subparagraph (viii) is effective upon close of the 2023 annual Governing Council meeting. This footnote will be deleted with publication of the 2024-2025 Rulebook.

**Section 5 Honorary Members.** An honorary member of the Board of Directors is a person elected as such by a two-thirds vote of the Board of Directors present in person at a meeting for such term as the Board of Directors may specify in said vote.

- A. Honorary members of the Board of Directors have no vote therein;
- B. However, they may serve, if elected or appointed, in any office or position in U.S. Figure Skating and exercise all voting and other rights pertaining to such office or position.
- C. Honorary members of the Board of Directors may attend in-person meetings of the Board of Directors and, when present, may be accorded the privilege of speaking. Unless expressly invited, honorary members of the Board of Directors may not participate in executive sessions of the Board of Directors.

**Section 6 Representatives from other Figure Skating Sports Organizations.** U.S. Figure Skating will provide for reasonable direct representation on its Board of Directors for any sports organization which, in the sport for which recognition is sought:

- A. Conducts, on a level of proficiency appropriate for the selection of eligible athletes to represent the United States in international amateur athletic competition, a national program, or regular national amateur athletic competition, and
- B. Ensures that such representation will reflect the nature, scope, quality, and strength of the programs and competitions of such amateur sports organization in relation to all other such programs and competitions in such sport in the United States.

**Section 7 Attendance by Permanent Committee Chairs.** The chairs of the permanent committees specified in Article XVI of these bylaws may attend in-person meetings of the Board of Directors and, if present, may be accorded the privilege of speaking but will have no vote.

**Section 8 Chair of the Board.** The president will act as the chair of the Board of Directors.

**Section 9 Voting Rights.** Voting members of the Board of Directors are entitled to only one vote on the board:

**Section 10 Reports of Action.** All actions of the Board of Directors taken in response to proposed changes to the official rules of U.S. Figure Skating will be reported to the Governing Council no later than the next ensuing meeting of said Council and will be subject to alteration or cancellation by the Governing Council, provided that the proposed action, its alteration or cancellation does not adversely affect the rights or acts of third parties or in any manner contradict applicable law, rule, regulation or policy of a regulatory body or organization with jurisdiction over U.S. Figure Skating.

**Section 11 Nondiscrimination.** Members of the Board of Directors will be selected without discrimination on the basis of race, color, religion, age, gender, gender identity, sexual orientation, national origin, or any other status protected by federal, state or local law, where applicable.

**Section 12 Removal.** Voting members of the Board of Directors may be removed as follows:

- A. *Officers.* Officers may be removed in the manner set forth in Article X, Section 6, of these bylaws.
- B. *Athlete Members.* An athlete member of the Board of Directors may be removed at any time for cause by a two-thirds vote of the Athletes Advisory Committee (excluding the vote of the affected athlete); provided that:
  - (i) Due notice of the meeting of the Athletes Advisory Committee (or of the proposal that the Athletes Advisory Committee take action without a meeting) has been given to the affected athlete; and
  - (ii) The affected athlete is afforded a fair opportunity to be heard by or to submit a written statement to the Athletes Advisory Committee prior to action by the Athletes Advisory Committee.
- C. *Other Voting Members of the Board.* Members of the Board of Directors, other than described in paragraphs A and B of this Section 12, may be removed at any time for cause by a vote of two-thirds of the votes cast of the Governing Council delegates present in person or by proxy provided, however, that:
  - (i) Due notice of the meeting of the Governing Council (or of the proposal that the Governing Council take action without a meeting in accordance with the provisions of Article IX, Section 19, of these bylaws) has been given to the affected director and
  - (ii) The affected director is afforded a fair opportunity to be heard by or to submit a written statement to the Governing Council prior to action by the Governing Council.

**Section 13 Vacancies.**

- A. Any vacancy in athlete positions on the Board of Directors will be filled by a vote by the athletes in the same manner athletes are elected to serve on the Board of Directors.
- B. All vacancies occurring among the elected voting members of the Board of Directors, other than vacancies in athlete positions on the Board of Directors, will be filled by an affirmative vote of a majority of the remaining directors.
- C. A director elected to fill a vacancy will be elected for the unexpired term of their predecessor in office and may be elected thereafter to serve for the maximum number of terms allowed by these bylaws.

## ARTICLE IX

### Meetings of Governing Council and Board of Directors

**Section 1 Annual Meeting of the Governing Council.** The annual meeting of the Governing Council:

- A. Will be held during the months of April or May on the date, at the time, and at the place selected and announced by the president with the approval of the Board of Directors not later than the preceding annual meeting of the Board of Directors, subject, however, to a decision by the Board of Directors that the annual meeting will be held by remote communication, rather than in person, if the Board of Directors determines that circumstances warrant, as referred to in Section 3 of this Article IX.
- B. Is the annual meeting of the members for the purposes of the Colorado Revised Nonprofit Corporation Act as hereafter amended from time to time, and the corresponding provisions of any subsequent law.

- C. Will include a caucus of each of the three geographic sections of U.S. Figure Skating. A principal purpose of the caucus will be to elect the members of the Nominating Committee established in Article XV of these bylaws. Each caucus will be convened at the call of the member of the Board of Directors designated by the president. The caucus will precede the convening of the Governing Council at a time specified in the notice of the annual meeting of the Governing Council.

**Section 2 *Special Meetings of the Governing Council.*** Special meetings of the Governing Council may be called at any time:

- A. At the request of a majority of the Board of Directors;
- B. At the request of the president, or
- C. At the request of a majority of the delegates to the Governing Council, which must include at least a majority of the currently registered athlete delegates. Proxies may not be included.

**Section 3 *Method of Conducting Meetings of the Governing Council.***

- A. The Annual Meeting of the Governing Council will be conducted in person by the attendance and physical presence of delegates at the location identified as the place of the meeting, and delegates must be in attendance and present in person to be counted for the determination of a quorum and to be able to cast votes, including votes using proxies. However, the Board of Directors has the authority to direct that the Annual Meeting of the Governing Council, as well as any special meeting of the Governing Council, be held by remote communication (i.e., telecommunication or electronic communication), if the board determines that circumstances warrant.
- B. If a meeting of the Governing Council is to be conducted by remote communication, the Board of Directors will determine the form of remote communication to be used. Such method of remote communication must allow for verification that each delegate participating remotely as a delegate is a duly qualified delegate eligible to vote and provide the delegates a reasonable opportunity to participate in the meeting and vote on matters submitted to the delegates, including an opportunity for all persons participating in the meeting to hear each other during the meeting, communicate, and read or hear the proceedings of the meeting, substantially concurrent with the proceedings. A person participating in a duly called meeting in this manner is deemed to be present in person at the meeting for determination of a quorum and for purposes of casting votes, including votes using proxies.

**Section 4 *Announcements and Notices of Meetings of the Governing Council.***

- A. An announcement of the date and other relevant information regarding each annual meeting will be posted on the U.S. Figure Skating website no fewer than four months prior to the date of the meeting. Once posted, an email will be sent to all member clubs, collegiate clubs, coach members, honorary members, individual members, athlete delegates, committee chairs and to all members of the Board of Directors informing them that the information is available and of its location.
- B. Notice of meetings of the Governing Council will be posted on the Members Only site no fewer than 20 days or more than 60 days before the date of the meeting.
- C. The notices of meetings of the Governing Council will state:
  - (i) The date, time and place of the meeting (or, if the Board of Directors decides that the meeting will be conducted by remote communication, rather than in person, information about the format of the meeting),
  - (ii) The general character of the business proposed to be transacted, and
  - (iii) A description of any matter for which approval of members is sought.
- D. The exact wording of any proposed action need not be stated, except that the specific text of any proposed amendments to these bylaws must be stated, and the names and locations of all clubs to be proposed for provisional and full club membership will be stated.

**Section 5 *Presiding Officer of the Governing Council.*** The president, or in the president's absence, inability or refusal to attend, the vice president, will preside at all meetings of the Governing Council.

**Section 6 *Quorum of the Governing Council.*** Delegates or proxies representing no fewer than 10 percent of the votes entitled to be cast will constitute a quorum of the Governing Council.

**Section 7 *Proxies in the Governing Council.*** Proxies may be exercised only at duly called meetings of the Governing Council and may be voted only on matters stated in the notice of the meeting.

A. Full Member Clubs:

- (i) May give a proxy for any one or more of their delegates in the event any such delegate does not attend a meeting in person.
- (ii) The person receiving the proxy must meet the same qualifications required of delegates, except that the proxy holder does not need to be a member of the same club as the delegate from whom they received the proxy.

B. Individual Member Delegates:

- (i) May give a proxy for their vote in the event any such delegate does not attend a meeting in person.
- (ii) The person receiving the proxy must possess the same qualifications required of delegates. A delegate giving a proxy may only give their proxy to another individual member delegate from their same section; however, if no such individual member delegate is available, the proxy may be given to another individual member delegate from another section.

C. Athlete Delegates:

- (i) Athlete delegates may give a proxy to another athlete delegate for any one or more of their votes in the event any such delegate does not attend a meeting in person.

**Section 8 Voting in the Governing Council.**

- A. Voting in the Governing Council will be as provided in Article VII, Section 7, of these bylaws.
- B. The president or the vice president acting in the president's stead (in addition to any vote or votes the president may have as a delegate or under a proxy or proxies) may vote to decide a tie.

**Section 9 Voting Requirements in the Governing Council.** The affirmative vote of a majority of the votes cast of the Governing Council present in person or by proxy is necessary for the taking of any action in the Governing Council, except in those cases in which a greater percentage is required by these bylaws or by law.

**Section 10 Annual Meeting of the Board of Directors.** The annual meeting of the Board of Directors is to be an in-person meeting and is held during the months of October or November at the date, time and place selected and announced by the president with the approval of the board, subject to a determination by the board that the meeting will be held by remote communication (i.e., telecommunication or electronic communication), rather than in person, if the board determines that circumstances warrant.

**Section 11 Regular Meetings of the Board of Directors.** In addition to the annual meeting of the Board of Directors, an in-person meeting of the board will be held in conjunction with the annual meeting of the Governing Council, unless a determination is made by the board to hold such meeting by remote communication. The Board of Directors will hold up to 10 other regular meetings during the year, either in person or by remote communication using of any form of telecommunication or electronic communication as determined by the president.

**Section 12 Special Meetings of the Board of Directors:**

- A. Special meetings of the Board of Directors may be called upon the request of three members thereof or by the president
- B. A special meeting must be preceded by at least two days' notice which states the date, time and place of the meeting (or, if the meeting is to be conducted by remote communication, information about the format of the meeting), but need not describe the purpose of the meeting.

**Section 13 Announcements and Notices of Meetings of the Board of Directors.**

- A. An announcement of the date and place (or, if the meeting is to be conducted by remote communication, information about the format of the meeting) of each annual meeting will be emailed to all members (including ex-officio and honorary members) of the Board of Directors at least two months prior to the date of the meeting.
- B. Notice of meetings of the Board of Directors will be emailed to all members (including ex-officio and honorary members) thereof:
  - (i) At least 20 days before the date of the meeting,
  - (ii) Stating the date, time and place of the meeting (or, if the meeting is to be conducted by remote communication, information about the format of the meeting) and the general character of the purposes of the meeting.

**Section 14 Presiding Officer of the Board of Directors.** The president, or in the president's absence, inability or refusal to act, the vice president, will preside at all meetings of the Board of Directors.

**Section 15 Quorum in the Board of Directors.** The presence in person of no fewer than one-half of the voting members of the Board of Directors will be necessary to constitute a quorum.

**Section 16 Voting in the Board of Directors.** Voting in the Board of Directors will be as provided in Article VIII of these bylaws.

**Section 17 Voting Requirements in the Board of Directors.** If a quorum is present when a vote is taken, the affirmative vote of a majority of the Board of Directors present in person is necessary for the taking of any action by the Board of Directors, except in those instances in which a greater percentage is required by these bylaws or by law.

**Section 18 Rules of Order at Meetings of the Governing Council and the Board of Directors.** The rules contained in Robert's Rules of Order, Newly Revised, will govern all meetings of the Governing Council and the Board of Directors in all instances in which they are applicable and in which they are not inconsistent with these bylaws.

**Section 19 Participation in Meetings of the Board of Directors.** The Board of Directors may permit any director to participate in an annual, regular or special meeting thereof by remote communication using any form of telecommunication or electronic communication that allows all persons participating in the meeting to audibly communicate with each other contemporaneously and vote during the meeting. A person participating in a duly-called meeting in this manner is deemed to be present in person at the meeting for determination of a quorum.

**Section 20 Action by the Governing Council Without a Meeting.** Between meetings, votes of the Governing Council may be taken by email or other form of electronic communication at the direction of the president, if a written ballot is delivered by U.S. Figure Skating to every member entitled to vote on the matter.

- A. The written ballot will set forth each proposed action and provide an opportunity to vote for or against the proposed action.
- B. Approval by written ballot will only be valid when:
  - (i) The number of votes cast by ballot equals the quorum required to be present at a meeting authorizing the action, and
  - (ii) The number of approvals equals or exceeds the number of votes that would be required to approve the matter at a meeting at which the total number of votes cast was the same as the number of votes cast by ballot.
- C. Any solicitation for votes by written ballot will:
  - (i) Indicate the number of responses necessary to meet the quorum requirements,
  - (ii) State the percentage of approvals necessary to approve each matter other than the election of directors,
  - (iii) Specify the time by which the ballot must be received by U.S. Figure Skating in order to be counted, and
  - (iv) Be accompanied by written information sufficient to permit each person voting to reach an informed decision.

- D. Written ballots may not be revoked.
- E. Notwithstanding the foregoing, any action required or permitted by these bylaws or other provision of law to be taken at a meeting of the Governing Council may be taken without a meeting:
  - (i) If a consent in writing, setting forth the action so taken, is signed by all of the members of the Governing Council entitled to vote with respect to the subject matter thereof.
  - (ii) To be effective action, all such signed written consents must be received by U.S. Figure Skating within 60 days after the date when U.S. Figure Skating receives the earliest dated writing describing and consenting to the action.

**Section 21 Action by the Board of Directors Without a Meeting.** Between meetings, votes of the Board of Directors may be taken at the direction of the president in the following manner:

- A. Such action without a meeting may be taken if notice (for purposes of this Section 20, the “Notice”) is transmitted in writing to each member of the Board of Directors and every member of the Board of Directors by the time stated in the Notice either:
  - (i) Votes in writing for such action or
  - (ii) Votes in writing against such action, abstains in writing from voting, or fails to respond or vote; and fails to demand in writing that action not be taken without a meeting.
- B. The Notice will state:
  - (i) The action to be taken;
  - (ii) The time by which a director must respond;
  - (iii) That failure to respond by the time stated in the Notice will have the same effect as:
    - (a) Abstaining in writing by the time stated in the Notice; and
    - (b) Failing to demand in writing by the time stated in the Notice that action not be taken without a meeting; and
  - (iv) Any other matters U.S. Figure Skating determines to be included in the Notice.
- C. Action is taken only if at the time stated in the Notice:
  - (i) The affirmative votes for such action equal or exceed the minimum number of votes that would be necessary to take such action at a meeting at which all of the directors then in office were present and voted; and
  - (ii) U.S. Figure Skating has not received a written demand by a director that such action not be taken without a meeting other than a demand that has been revoked pursuant to paragraph F of this Section 20.
- D. Any writing by a director under this Section 20 must be in a form sufficient to inform U.S. Figure Skating of the identity of the director, the vote, abstention, demand or revocation of the director, and the proposed action to which such vote, abstention, demand or revocation relates. All communications under this Section 20 may be transmitted or received by email or other form of electronic communication at the direction of the president.
- E. Actions taken will be effective at the end of the time stated in the Notice unless the Notice states a different effective date.
- F. Any director who in writing has voted, abstained, or demanded action not be taken without a meeting may revoke such vote, abstention or demand by a writing received by U.S. Figure Skating by the time stated in the Notice.
- G. Any director’s right to demand that action not be taken without a meeting is deemed to have been waived unless U.S. Figure Skating receives such demand from the director in writing by the time stated in the Notice and such demand has not been revoked pursuant to paragraph F of this Section 20.
- H. All action taken pursuant to this Section 20 has the same effect as action taken at a meeting of the directors. All writings made pursuant to this Section 20 will be filed with the minutes of the meetings of the Board of Directors.
- I. Notwithstanding the provisions of this Section 20, any action required or permitted by these bylaws or other provision of law to be taken at a meeting of the Board of Directors may be taken without a meeting if a consent in writing, setting forth the action so taken, is signed by all of the members of the Board of Directors entitled to vote with respect to the subject matter of the action taken.

**Section 22 Waiver of Notice.** Whenever any notice is required to be given by law, or under the provisions of the articles of incorporation or these bylaws, a waiver thereof in writing signed by the person or persons entitled to such notice, whether before or after the time stated therein, will be deemed equivalent to the giving of such notice.

## ARTICLE X

### Officers

**Section 1 Elected Officers.** The elected officers will be a president, a vice president, a secretary and a treasurer. The president is elected by the Governing Council as referred to in Article XV, Section 4, of these bylaws. The vice president, secretary, and treasurer are elected by the voting members of the Board of Directors from among those persons (other than the president) who are serving as elected members of the Board of Directors at the time of the election of such officers.

**Section 2 Terms.**

- A. The president will be elected to hold office for a term of four years and may not be elected to an additional consecutive term as president. This term limitation will not apply to any service by such individual in any other capacity on the Board of Directors and will also not prevent such individual from serving as president in the future after such individual has departed the office of president for the term referred to in the first sentence of this paragraph A.
- B. The vice president, the secretary and the treasurer will each be elected to hold office for a term of one year.

**Section 3 *Chief Executive Officer.*** The chief executive officer is:

- A. Selected by the Board of Directors.
- B. An ex-officio non-voting member of the Board of Directors.
- C. Responsible for and manages the day-to-day operations and activities of U.S. Figure Skating and such other responsibilities as may from time to time be assigned to the chief executive officer by the Board of Directors or the president.

**Section 4 *Establishment of Other Offices.*** The Board of Directors may establish such other offices and may appoint such honorary and other officers with such powers and duties as it may from time to time determine.

**Section 5 *Officers of Other National Governing Bodies.*** No officer will simultaneously serve as an officer of any other amateur sports organization which is recognized by the United States Olympic and Paralympic Committee (USOPC) as a national governing body.

**Section 6 *Removal.*** Any officer may be removed at any time for cause by a two-thirds vote of the Board of Directors (excluding the vote of the affected officer) provided:

- A. Due notice of the meeting of the board (or of the proposal that the Board of Directors take action without a meeting in accordance with the provisions of Article IX, Section 20, of these bylaws) has been given to the affected officer and
- B. The affected officer is afforded a fair opportunity to be heard by the board or to submit a written statement to the board prior to action by the Board of Directors.
- C. Such action by the Board of Directors will be final and binding and, therefore, will not be subject to action by the Governing Council as otherwise provided by Article VIII, Section 10, of these bylaws.

**Section 7 *Vacancies.*** All vacancies in the elected officer positions will be filled by an affirmative vote of a majority of the remaining directors. An officer elected to fill a vacancy will be elected for the unexpired term of such officer's predecessor in office and is eligible to be elected thereafter to serve for the maximum number of terms allowed by these bylaws.

## ARTICLE XI President

**Section 1 *Duties.*** The president:

- A. Presides at all meetings of the Governing Council and the Board of Directors;
- B. Serves as the chair of the Board of Directors and leads the Board of Directors in carrying out its governance, strategic, policy, and organizational oversight duties;
- C. Is the official spokesperson of U.S. Figure Skating, unless such capacity is delegated by the president or the Board of Directors to any other officer or representative of U.S. Figure Skating in any particular circumstance or set of circumstances;
- D. Generally oversees and supervises the activities of the chief executive officer and serves as the principal and regular point of contact for the chief executive officer with the Board of Directors;
- E. Signs all agreements and contracts made by U.S. Figure Skating where the amount of the financial commitment exceeds \$50,000;
- F. Appoints:
  - (i) The chairs of the permanent committees, with the exception of the Athletes Advisory Committee, the Audit Committee, the Finance Committee, and the Strategic Planning Committee, as well as except for the chair of the Nominating Committee;
  - (ii) The representatives and delegates to the ISU, including the ISU representative/International Group coordinator, and such other organizations with which U.S. Figure Skating is affiliated;
- G. Serves as U.S. Figure Skating's representative to the USOPC National Governing Bodies Council; and
- H. Has the right to remove the chairs in paragraph (D)(i), subject to the provisions of Article XVI, Section 3 and Article XVIII, Section 1, of these bylaws, and the representatives in paragraph (D)(ii) with the concurrence of the Board of Directors, provided that such power does not extend to the appointment or removal of any officeholders elected by the Governing Council.

**Section 2 *Membership on Committees.*** The president is an ex-officio member of all committees except the Nominating Committee.

## ARTICLE XII Vice President

**Section 1 *Duties.*** The vice president:

- A. Will perform the duties of the president in the president's absence, inability or refusal to act.
- B. Will perform such other duties as assigned by the president or the Board of Directors.

## ARTICLE XIII Secretary

**Section 1 *Duties.*** The secretary:

- A. Keeps or causes to be kept the records of U.S. Figure Skating and of all meetings of the Governing Council and the Board of Directors;
- B. Prepares or causes to be prepared minutes of all meetings of the Governing Council and the Board of Directors;
- C. Issues notices of all meetings of the Governing Council and the Board of Directors; and
- D. With the president, signs all agreements and contracts made by U.S. Figure Skating where the amount of the financial commitment exceeds \$50,000 and if so directed by the Governing Council or the Board of Directors.



## ARTICLE XIV

### Treasurer

#### Section 1 *Duties.* The treasurer:

- A. Serves as chair of the Finance Committee;
- B. Along with the Finance Committee, has responsibility for supervision and oversight of the finances of U.S. Figure Skating, including the examination of the books, accounts and records of all officers, committees and persons who handle any of the financial affairs of U.S. Figure Skating;
- C. Will cause to be prepared an annual itemized budget for submission to each annual meeting of the Governing Council;
- D. Is responsible for overseeing that the budget as adopted by the Governing Council is carried out.
- E. Will cause to be kept full and correct accounts of the receipts and expenditures and of the property of U.S. Figure Skating in books belonging to U.S. Figure Skating.
- F. Will cause to be deposited all monies received in the name and to the credit of U.S. Figure Skating in such depositories as the treasurer or the Board of Directors may designate from time to time;
- G. Will disburse or cause to be disbursed the funds of U.S. Figure Skating;
- H. With the approval of the Board of Directors, has authority to invest and reinvest funds and to sell, exchange, assign and transfer securities and other investment assets belonging to U.S. Figure Skating;
- I. Renders to the president, the Governing Council, and the Board of Directors, whenever requested by any of them, an account of all the transactions as treasurer; and
- J. Presents a full financial report each year to the annual meeting of the Governing Council.

## ARTICLE XV

### Nominations and Elections

#### Section 1 *Nominating Committee.*

##### A. Each year a nine-member Nominating Committee will be established, comprised as follows:

- (i) Three registered members, consisting of:
  - (a) One member from the Midwestern Section elected in odd numbered years by the Governing Council full member club delegates and individual member delegates from that section to serve a two-year term. This member must maintain their primary residence in this section and, if a club member, must be a home club member of a club within this section.
  - (b) Two members, one from the Eastern Section and one from the Pacific Coast Section, elected in even numbered years by the Governing Council full member club delegates and individual member delegates from ~~that~~ those respective sections to serve two-year terms. These members must each maintain their primary residence in these respective sections and, if a club member, must be a home club member of a club within these respective sections.
  - (c) Elections will be conducted as set forth in rules NCR 2.00-2.03.
- (ii) Three registered athlete members who satisfy the criteria for athlete representation on U.S. Figure Skating committees set forth in Article XVIII, Section 1 (G), of these bylaws, will be elected by the Athletes Advisory Committee to serve two-year staggered terms.
- (iii) After the Nominating Committee members specified in subparagraphs (i) and (ii) of this paragraph A have been elected, the Board of Directors will, prior to June 1, appoint three additional registered members to the Nominating Committee to serve two-year staggered terms. At least one of such appointees must be a current member of the Board of Directors who is not seeking or eligible for an additional term of service on the Board of Directors.

##### B. Only athlete members may serve consecutive terms on the Nominating Committee.

##### C. Members of the Nominating Committee are ineligible to be nominated or elected for any office, or to be recommended, appointed or elected as a permanent committee chair while they are serving as a member of the Nominating Committee.

##### D. The Nominating Committee will elect one of its members to act as the chair of the committee.

##### E. All members of the Nominating Committee will hold office for the terms specified in paragraph A of this Section 1, beginning on June 1 following their election or appointment and until their respective successors are elected or appointed and assume office.

#### Section 2 *Nominations.* The Nominating Committee:

##### A. Presents to the annual meeting of the Governing Council in the immediately following year the names of the qualified persons nominated by it for the president and for such number of additional voting members of the Board of Directors as are to be elected pursuant to provisions of Section 4 (A) of this Article XV. The persons nominated by the Nominating Committee must include at least one individual from each section of U.S. Figure Skating (other than the person nominated for president and the persons nominated for the independent director positions on the Board of Directors) and at least two individuals for the independent director positions on the Board of Directors who meet the criteria for independence described in Article VIII, Section 2 (C) of these bylaws. In making its nominations, the Nominating Committee should also take into consideration individuals who:

- (i) Have variety of experience in figure skating, including coaching, officiating, club leadership, and U.S. Figure Skating leadership.
- (ii) Have a variety of professional skills.
- (iii) Are reflective of diversity and inclusivity.

- B. Present to the annual meeting of the Governing Council the names of persons nominated by it for the positions of Administrative/Legal Group coordinator, Athlete Services Group coordinator, Membership Development Group coordinator, and Technical and Officials Group coordinator.
- C. Receives from the Athletes Advisory Committee the names of the athletes elected in accordance with the provisions of Section 4 (B) of this Article XV for presentation to the Governing Council.
- D. Submits a report to be included in the written notice of meetings of the Governing Council as described in Article IX, Section 3, of these bylaws.

**Section 3 Other Nominations.** Other nominations for such offices and for the Board of Directors may be made in accordance with the procedures set forth in the Nominating Committee Rules.

**Section 4 Elections.**

- A. The Governing Council, by majority vote of the votes cast of the Governing Council delegates present in person or by proxy, elects:
  - (i) A president, to hold office for a term specified in Article X, Section 2, of these bylaws, commencing upon the conclusion of the meeting at which elected or until their successor, is elected and assumes office; and
  - (ii) Such number of additional voting members of the Board of Directors as are to be elected pursuant to the provisions in Article VIII, Section 2, of these bylaws for a term specified in Article VIII, Section 3, of these bylaws, commencing upon the conclusion of the meeting at which elected or until their respective successors are elected and assume office; and
  - (iii) The four non-voting group coordinator members of the Board of Directors: Administrative/Legal, Athlete Services, Membership Development, and Technical and Officials, who each serve a term of two years and may serve a maximum of four consecutive terms as such group coordinator.
- B. The 10 Year Athlete Representatives, as defined in Article XXII, Section 1 (A), of these bylaws elects four athlete voting members of the Board of Directors, pursuant to the provisions of Article VIII, Section 2 of these bylaws for a term specified in Article VIII, Section 3, of these bylaws commencing upon the conclusion of the meeting of the Governing Council at which elections under paragraph A of this Section 4 occur, or until their respective successors are elected and assume office. The fifth athlete on the Board of Directors will be the elected USOPC Athletes Advisory Council representative. The chair of the Athletes Advisory Committee will be elected by the Athletes Advisory Committee from the five members of the Board of Directors.

**ARTICLE XVI  
Committees**

**Section 1 Permanent Committees.** U.S. Figure Skating has the following permanent committees:

- |   |  |
|---|--|
| 1. Adult Skating  | 14. International Officials                |
| 2. Athletes Advisory                                      | 15. Membership                             |
| 3. Audit  | 16. <u>Giving Programs</u>                 |
| 4. <del>Coaches</del> <u>Coaches Council</u> <sup>5</sup> | 17. Officials Training                     |
| 5. Compensation   | 18. Pairs Development and Technical        |
| 6. Competitions   | 19. Programs and New Program Development   |
| 7. Dance Development and Technical                        | 20. Rules                                  |
| 8. Domestic Officials Recruitment and Management          | 21. SkateSafe®                             |
| 9. Domestic Selections                                    | 22. Singles Development and Technical      |
| 10. Ethics  | 23. Sports Sciences and Medicine           |
| 11. Finance   | 24. Strategic Planning                     |
| 12. Grievance   | 25. Synchronized Development and Technical |
| 13. International   | 26. Tests                                  |

**Section 2 Committee Groups.** The following committees are organized into five committee groups:

- Group 1: Athlete Services: ~~Coaches~~; Dance Development and Technical, Pairs Development and Technical, Singles Development and Technical, Sports Sciences and Medicine, and Synchronized Development and Technical.
  - Group 2: Membership Development: Adult Skating, Membership, and Programs and New Program Development.
  - Group 3: Technical and Officials: Competitions, Domestic Officials Recruitment and Management, Domestic Selections, Officials Training and Tests.
  - Group 4: Administrative/Legal: Ethics, Grievance, Giving Programs, Rules, and SkateSafe®.
  - Group 5: International: International and International Officials.
- Coordinators of Groups 1-4 are nominated by the Nominating Committee and presented to the Governing Council for election.

---

5 The amendments to Section 1, paragraph 4, Section 2, and Section 3 of this Article XVI are effective at the close of the 2023 annual Governing Council meeting. However, implementing provisions pertaining to the existence and formation of the Coaches Council are set forth in the footnote to CR 2.00. This footnote will be deleted with publication of the of the 2025-2026 Rulebook.

Upon election, these group coordinators will serve as ex-officio non-voting members of the Board of Directors. The activities of the committees in each committee group will be coordinated and overseen by their respective group coordinator.

The ISU representative will serve as coordinator of Group 5, while remaining an ex-officio non-voting member of the Board of Directors.

**Section 3 Reporting by Other Committees.** The Athletes Advisory Committee, Audit Committee, Coaches Council, Compensation Committee, Finance Committee, and Strategic Planning Committee, as well as the Nominating Committee, are not a part of the committee groups and report directly to the Board of Directors.

**Section 4 Special and Ad Hoc Committees.** The president, with the concurrence of the Board of Directors, may from time to time designate and appoint or abolish special and ad hoc committees and chairs thereof and special offices and officers, each with such duties as may be determined from time to time by the Board of Directors, or by the president with the concurrence of the Board of Directors. The chairs of special and ad hoc committees and any officers appointed pursuant to this section may, upon the invitation of the president, attend meetings of the Board of Directors and, when present, may be accorded the privilege of speaking.

**Section 5 Designated Committees.** For purposes of determining athlete representation on committees of U.S. Figure Skating, the following committees are “designated committees”: Athletes Advisory Committee, Audit Committee, Ethics Committee, Finance Committee, Grievance Committee, International Committee, International Officials Committee, and Nominating Committee.

## ARTICLE XVII

### Duties and Jurisdiction of Permanent Committees and the Nominating Committee

**Section 1 Jurisdiction of Committees.** Each permanent committee, subject to the provisions of the official rules of U.S. Figure Skating and to the control of the Board of Directors, and the Nominating Committee, has jurisdiction of all matters as defined in the committee rules of such committee.

**Section 2 Enforcement of Official Rules.** Each permanent committee and the Nominating Committee has the duty and power of enforcing and carrying out the official rules which relate to the matters within its jurisdiction.

**Section 3 Formulation of Rules.** Each permanent committee and the Nominating Committee has the duty of formulating rules for the matters within its jurisdiction and of keeping said rules current and up to date. Any rule changes so formulated will be submitted to the Board of Directors for action, and no rules or changes will be effective until approved and published as provided in Article XX of these bylaws.

**Section 4 Reports of Action.** All actions of all committees proposing a change to the official rules of U.S. Figure Skating, once approved by the appropriate committee, will be reported to the Board of Directors and to the Governing Council at the next ensuing meeting thereof. Such actions are subject to alteration or cancellation by the Board of Directors or by the Governing Council, provided that the proposed action, alteration or cancellation does not adversely affect the rights or acts of third parties or in any manner contradict applicable law, rule, regulation or policy of a regulatory body or organization with jurisdiction over U.S. Figure Skating.

## ARTICLE XVIII

### Composition of Permanent Committees and Designated Committees

#### Section 1 General Provisions.

- A. Each permanent committee will consist of no fewer than nine voting members, with the exception of the Audit Committee, the Compensation Committee, the Finance Committee, the Grievance Committee and the Strategic Planning Committee, which will be of such size as specified in Section 2 of this Article XVIII.
- B. Insofar as practical, and subject to committee composition requirements specified elsewhere in these bylaws, members of committees will be appointed based on the skill set and experience needed, reflect geographical representation, and be reflective of diversity and inclusivity.
- C. Chairs of permanent committees, except the Athletes Advisory Committee, the Audit Committee, the Coaches Council<sup>6</sup>, the Compensation Committee, the Finance Committee and the Strategic Planning Committee, as well as except for the chair of the Nominating Committee, will be appointed annually by the president upon the recommendation of the Nominating Committee. Each chair will hold office for one year from the conclusion of the annual meeting of the Governing Council or until their respective successors are appointed and assume office. With the exception of the chair of the Finance Committee, the chair of a permanent committee may be removed by the president with the concurrence of the Board of Directors.
- D. With the exception of athlete members, the members of permanent committees, other than the Audit Committee, the Coaches Council, the Compensation Committee, the Finance Committee, the Grievance Committee and the Strategic Planning Committee, will be appointed annually by their chairs to hold office for one year or until their successors are appointed and assume office. Members may be removed from a committee by the chair of the applicable committee with the concurrence of the president.

---

<sup>6</sup> The amendments to Section 1, paragraphs C, D and F of this Article XVIII are effective at the close of the 2023 annual Governing Council meeting. However, implementing provisions pertaining to the existence and formation of the Coaches Council are set forth in the footnote to CR 2.00. This footnote will be deleted with publication of the of the 2025-2026 Rulebook.

- E. Athlete members of permanent committees will be elected or appointed annually as outlined below to hold office for one year (with the exception of the Grievance Committee, which has three-year terms of service) or until their successors are appointed and assume office. Athlete members may be removed from a committee by the chair of the applicable committee with the concurrence of the president and the chair of the Athletes Advisory Committee.
  - (i) Members of the Athletes Advisory Committee will be elected annually following the procedures in rule AACR 1.11.
  - (ii) Athlete members of the Audit Committee, Compensation Committee, Ethics Committee, Finance Committee, Grievance Committee, International Committee and International Officials Committee will be elected annually by the members of the Athletes Advisory Committee.
  - (iii) Athlete members of the Strategic Planning Committee will be appointed annually according to Section 2 (E) of this Article XVIII.
  - (iv) Athlete members of all other permanent committees will be appointed by their chairs and approved annually by the chair and discipline vice chairs of the Athletes Advisory Committee.

F. Members of the Coaches Council and the chair of the Coaches Council will be elected annually following the procedures in rule CR 2.01.

G. The chairs and all members of permanent committees must be:

- (i) At least 18 years of age,
- (ii) A registered member in good standing of U.S. Figure Skating, and
- (iii) Otherwise qualified to serve in accordance with the official rules of U.S. Figure Skating.

H. Athlete Representation.

- (i) Athlete representatives will equal at least 33.3 percent of all designated committees, as defined in Article XVI, Section 5, of these bylaws. Except for the Athletes Advisory Committee (all members of which must be 10 Year Athlete Representatives as defined in Article XXII of these bylaws), at least half of such athlete representatives will be 10 Year Athlete Representatives and the remaining athlete representatives will be either 10 Year Athlete Representatives or 10 Year+ Athlete Representatives, as defined in Article XXII of these bylaws.
- (ii) Actively Engaged Athletes Representatives, as defined in Article XXII of these bylaws, will equal at least 33.3 percent of all other committees, subcommittees, task forces and all other types of legislative bodies, whether permanent, special, ad hoc or otherwise.
- (iii) Athlete members must be elected or approved by the Athletes Advisory Committee as provided for in applicable U.S. Figure Skating bylaws and rules.

I. Coach Member Representation.<sup>7</sup>

- (i) Coach members will equal at least 15 percent of the total membership of the following committees: Adult Skating, Competitions, Dance Development and Technical, Domestic Selections, Domestic Officials Recruitment and Management, Ethics, International Officials, Membership, Memorial Fund, Officials Training, Pairs Development and Technical, Programs and New Program Development, Rules, SkateSafe®, Singles Development and Technical, Sports Sciences and Medicine, Synchronized Development and Technical, and Tests.
- (ii) Specific committee provisions for coach members are indicated in Section 2 of this Article XVIII.

J. Ex-officio Members. Unless a bylaw or official rule provides otherwise, ex-officio members are non-voting members and are not counted in determining the number required for a quorum or whether a quorum is present at a meeting.

**Section 2 Specific Committee Provisions.** The following committees will be composed as indicated, and all members of such committees will hold office for one year from the conclusion of the annual meeting of the Governing Council for that year or until their respective successors are appointed and assume office.

- A. The *Audit Committee* consists of at least three and not more than five members, a majority of whom are not members of the Board of Directors. The president appoints the members with the approval of the Board of Directors. Each member must:
  - (i) Be free of any material relationship that would interfere with the exercise of their independent judgment and
  - (ii) Meet any other requirements for independence, expertise or qualifications set forth in the Audit Committee Rules or policies and procedures established by and for the Audit Committee.
  - (iii) The members of the Audit Committee designate the chair of the committee.
- B. The *Compensation Committee* consists of at least three and not more than five members, all of whom are members of the Board of Directors. The president appoints the members, with the approval of the Board of Directors. Each member must:
  - (i) Be free of any material relationship that would interfere with the exercise of their independent judgment; and
  - (ii) Meet any qualifications set forth in the Compensation Committee Rules or policies and procedures established by and for the Compensation Committee.
  - (iii) The president will appoint the chair of the Compensation Committee.

---

<sup>7</sup> Paragraph I, Section 1 of this Article XVIII is effective as of the close of the 2024 annual Governing Council meeting. Since this effective date is in advance of the July 1, 2024 launch of U.S. Figure Skating coach memberships, coaches who are appointed to committees must be current, compliant coaches within the applicable rules of U.S. Figure Skating at the time of and for the duration of their service on a committee. The provisions of this footnote also apply to paragraphs C and E, Section 2 of this Article XVIII. This footnote will be deleted with publication of the 2024-2025 Rulebook.

- C. The *Finance Committee* consists of:
  - (i) The treasurer, who serves as chair of the committee;
  - (ii) The immediate past treasurer;
  - (iii) Four members appointed by the chair for their financial business experience;
  - (iv) One coach member appointed for their financial business experience; and
  - (v) Four athlete members with financial business experience elected by the Athletes Advisory Committee.
  - (vi) The chief executive officer, the chair of the Strategic Planning Committee, and the controller of U.S. Figure Skating will be ex-officio members of the Finance Committee.
- D. The *Grievance Committee* constitutes the member pool from which at least two-thirds of the members of any Hearing Panel will be drawn.
  - (i) The committee consists of 15 members appointed for three-year terms as follows:
    - (a) Three U.S. Figure Skating members from each section, one of whom is a coach member, appointed by the Administrative/Legal Group coordinator with concurrence of the president,
    - (b) Five athletes elected by the Athletes Advisory Committee, and
    - (c) A chair appointed by the president upon the recommendation of the Nominating Committee.
  - (ii) Each year one-third of the committee will be appointed in order to create staggered terms of service for committee members.
- E. The *Strategic Planning Committee* consists of 12 members:
  - (i) The president (or their designee), the chief executive officer (or their designee), and the chair of the Athlete Advisory Committee;
  - (ii) Two athlete members of the Board of Directors, appointed by the chair of the Athletes Advisory Committee (in addition to the chair of the Athletes Advisory Committee);
  - (iii) Three members appointed by and from the Board of Directors;
  - (iv) The chair of the Coaches Council (or their designee); and
  - (v) Three additional members, including one athlete and one coach member, appointed by the Board of Directors for their experience in issues relevant to the current environment.
  - (vi) The members of the Strategic Planning Committee designate the chair of the committee.

## ARTICLE XIX

### U.S. Figure Skating Memorial Fund

**Section 1 *Establishment of Fund.*** There is hereby established within U.S. Figure Skating a special fund which may be referred to as the “U.S. Figure Skating Memorial Fund.”

- A. Pursuant to its Articles of Incorporation dated Jan. 14, 2000, The United States Figure Skating Foundation has the responsibility for management and investment of the U.S. Figure Skating Memorial Fund, which is held as a special and separate fund within the The United States Figure Skating Foundation.
- B. The fund is to be promoted by the activities of the Giving Programs Committee described in the Giving Programs Committee Rules.

**Section 2 *Purpose of Fund.*** The primary purpose of the U.S. Figure Skating Memorial Fund is to memorialize in a manner that would be of assistance to future aspiring figure skaters the 1961 United States World Figure Skating Team, coaches and officials who lost their lives in the tragic crash of their airplane near Brussels, Belgium, on Feb. 15, 1961, while en route to the World Championships in Prague, Czechoslovakia.

**Section 3 *Receipt of Property.***

- A. U.S. Figure Skating will receive, accept, take, hold, deal with, disburse and dispose of all property given, transferred, conveyed, devised or bequeathed to the U.S. Figure Skating Memorial Fund only in the manner hereinafter authorized and only for the objects, purposes and uses specified in Article II of these bylaws.
- B. Contributions to the U.S. Figure Skating Memorial Fund may be received:
  - (i) In the memory of a specific person;
  - (ii) As an unrestricted gift; or
  - (iii) As a restricted gift, subject to IRS rules and regulations, for the use and benefit of such worthy skaters as U.S. Figure Skating member club or clubs specified by the donor may from time to time select through action of their governing boards. However, restricted gifts may be subject to a 10 percent contribution to the general funds of U.S. Figure Skating to cover administrative costs and to promote the general purposes of the U.S. Figure Skating Memorial Fund.

**Section 4 *Memorial Fund Scholarships.*** The Giving Programs Committee may award scholarships to assist deserving figure skaters who are in need of financial assistance in order to continue their achievement in competitive figure skating and/or to obtain a college or university education:

- A. By paying to or for the benefit of such skaters the cost of all or any part of the expenses incurred for coaching, ice time, travel to qualifying competitions, skates, competition skating attire and the like, and/or tuition, board and lodging while attending the colleges or universities of their choice.
- B. Race, color, religion, age, gender, gender identity, sexual orientation, national origin, or any other status protected by federal, state or local law, where applicable, will not be considered in the selection of recipients for such awards.

### **Section 5 Applications Procedures.**

- A. The U.S. Figure Skating Giving Programs Committee, in partnership with the Development Department, will establish procedures, rules and regulations governing the receipt and review of applications for academic and skating scholarships and the designation of those applicants who are to receive such scholarships in order to ensure that the scholarships are properly granted and used.
- B. The Giving Programs Committee may establish such criteria and eligibility standards and adopt such application forms and reports to aid them in determining those applicants who are promising and deserving recipients of awards of scholarships, in allocating the same from the funds available for such purposes and ensuring that such awards are properly made and used consistent with this article.

### **Section 6 Internal Procedures and Accounting.**

- A. U.S. Figure Skating will adopt and employ such internal administrative procedures and accounting methods as may be necessary and appropriate to carry out the goals and objectives of Section 4 and Section 5 of this Article XIX.
- B. Such procedures and methods include:
  - (i) The creation and use of banking and investment accounts for the U.S. Figure Skating Memorial Fund separate from those of U.S. Figure Skating, and
  - (ii) Other means sufficient to prevent the commingling of the funds and property of the U.S. Figure Skating Memorial Fund with the general funds and property of U.S. Figure Skating.

## **ARTICLE XX Official Rules**

### **Section 1 Rules and Regulations.**

- A. The Governing Council, and in the intervals between meetings of the Governing Council, the Board of Directors may adopt, publish, enforce and change rules and regulations consistent with the provisions of these bylaws for the regulation and carrying out of the purposes, government and management of the affairs of U.S. Figure Skating.
- B. Such rules and regulations entitled “Official Rules of U.S. Figure Skating”:
  - (i) May be adopted by either body on its own motion or as a result of reports of one or more of the committees specified in Article XVI, Sections 1 and 4 of these bylaws; and
  - (ii) Are published in such manner and become effective at such time as is provided in Section 3 of this Article XX.
- C. In the absence of such rules and regulations, the powers and duties of carrying out the purposes, government and management of the affairs of U.S. Figure Skating remain vested in the Governing Council and Board of Directors as herein provided.

**Section 2 Publication of Rulebook, Contents.** U.S. Figure Skating will publish each year, by July 1, an annual rulebook containing the bylaws, the official rules of U.S. Figure Skating and such other matters as may from time to time be determined by the Board of Directors.

**Section 3 Effectiveness.** Such rules and regulations or any amendments thereto become effective on July 1 each year or upon such specific date as may otherwise be stated in the motion of adoption thereof.

## **ARTICLE XXI**

### **Prerequisites to Participation in U.S. Figure Skating Activities**

- A. Any person who is a member in good standing of a member club, collegiate club or an honorary or individual member and is registered with U.S. Figure Skating and is otherwise eligible to do so in accordance with the official rules of U.S. Figure Skating has the opportunity to participate in the activities of U.S. Figure Skating, including but not limited to:
  - (i) The opportunity to compete in competitions, take tests and participate in ice shows and exhibitions sponsored by U.S. Figure Skating; and
  - (ii) The opportunity to serve as an officer, a director or committee member or as an official in figure skating.
- B. U.S. Figure Skating does not discriminate on the basis of race, color, religion, age, gender, gender identity, sexual orientation, national origin, or any other status protected by federal, state or local law, where applicable.
- C. As a condition of membership in U.S. Figure Skating and a condition for participation in any competition or event sanctioned by U.S. Figure Skating or its member clubs, each member and each athlete, coach, team staff, official and any other person who participates in U.S. Figure Skating or U.S. Figure Skating events (whether or not a U.S. Figure Skating member), agrees to comply with and be bound by the rules, policies and procedures of the U.S. Center for SafeSport and agrees to submit, without reservation or condition, to the jurisdiction of the U.S. Center for SafeSport for the resolution of any alleged violations of those rules, policies and procedures, as may be amended from time to time. To the extent any U.S. Figure Skating rule is inconsistent with the rules of the U.S. Center for SafeSport, such rule is superseded.
- D. It is the duty of all athletes, athlete support personnel and other persons (as those terms are defined in the World Anti-Doping Code), by virtue of their participation in an event or competition organized or sanctioned by U.S. Figure Skating, participation on a national team, participation in the Olympic or Youth Olympic Games, utilization of a USOPC Training Center, receipt of benefits from the USOPC or U.S. Figure Skating, inclusion in the Registered Testing Pool, or otherwise subject to the World Anti-Doping Code to comply with all anti-doping rules of the World Anti-Doping Agency (WADA), the International Skating Union (ISU), the USOPC, including the USOPC National Anti-Doping Policy, and of the U.S. Anti-Doping Agency (USADA), including the USADA Protocol for Olympic and Paralympic Movement Testing (USADA Protocol) and all other policies and rules adopted by WADA, U.S. Figure Skating, the USOPC and USADA. If it is determined that an athlete, athlete support personnel, or other person may have committed a doping violation, the

individual agrees to submit to the results management authority and processes of USADA, including arbitration under the USADA Protocol, or to the results management authority of U.S. Figure Skating, if applicable or referred by USADA. In addition, athletes agree to submit to drug testing by U.S. Figure Skating and/or USADA or their designees at any time and understand that the use of methods or substances prohibited by the applicable anti-doping rules make them subject to penalties including, but not limited to, disqualification and suspension.

## ARTICLE XXII Definitions of Athlete

**Section 1 Definitions of Athlete.** For all purposes set forth in these bylaws or the official rules of U.S. Figure Skating, an athlete is defined as a member meeting the prerequisites of Article XXI of these bylaws and, for purposes of eligibility to serve on U.S. Figure Skating bodies, as referred to in Section 2 of this Article XXII, falls within the following definitions which are adopted and utilized by U.S. Figure Skating in order to be consistent and compliant with the definitions of athletes contained in the bylaws of the USOPC:

- A. “10 Year Athlete Representative” means an athlete who, in the 10 years prior to the time of election/appointment/selection as a representative, has represented U.S. Figure Skating as an athlete assigned by the International Committee at the Olympic Winter Games, the ISU World Figure Skating Championships, the ISU World Synchronized Skating Championships, or any additional elite Protected Competition (“Protected Competition” as defined by the USOPC bylaws and “any such elite Protected Competition” as defined by the U.S. Figure Skating Athletes Advisory Committee and approved by the USOPC NGB Athlete Representation Review Working Group). For purposes of this paragraph A, an elite Protected Competition is any international competition at the senior level, the ISU World Junior Championships, the ISU World Junior Synchronized Championships, and the ISU Junior Grand Prix of Figure Skating Series events.
- B. “10 Year+ Athlete Representative” means an athlete who has, at any point, but not within the 10 years prior to election/appointment/selection, met the definition of 10 Year Athlete Representative.
- C. “Actively Engaged Athlete Representative” means an athlete who qualifies as a 10 Year Athlete Representative or 10 Year+ Athlete Representative, or who has been actively engaged within 24 months prior to election/appointment/selection in a U.S. Figure Skating sanctioned competition as defined by the U.S. Figure Skating Athletes Advisory Committee and approved by the USOPC NGB Representation Review Working Group, which may include events that categorize entrants in age-restricted classifications. For purposes of this paragraph C, the U.S. Figure Skating sanctioned competitions are a sectional singles final, the U.S. Pairs Final, the U.S. Dance Final, the U.S. Figure Skating Championships, the U.S. Synchronized Skating Championships, the U.S. Collegiate Figure Skating Championships, or the U.S. Adult Figure Skating Championships (with respect to the U.S. Collegiate Figure Skating Championships or the U.S. Adult Figure Skating Championships, where a person has placed first through fourth in such Collegiate or Adult Championships).

### **Section 2 Athlete Service on U.S. Figure Skating Bodies.**

- A. Athlete representatives will equal at least 33.3 percent of all athlete delegates to the Governing Council (as referred to in Article VII, Section 4, of these bylaws), 33.3 percent of the voting members of the Board of Directors (as referred to in Article VIII, Section 2, of these bylaws), and 33.3 percent of the members of all designated committees (as defined in Article XVI, Section 5, of these bylaws), with the exception of the Athletes Advisory Committee, all members of which will be 10 Year Athlete Representatives, as defined in Section 1 of this Article XXII.
  - (i) With respect to athlete representation as delegates to the Governing Council and as voting members of the Board of Directors, at least 20 percent of the athlete representatives must be 10 Year Athlete Representatives, as defined in Section 1 of this Article XXII, and the remaining athlete representatives will be either 10 Year Athlete Representatives or 10 Year+ Athlete Representatives, as defined in Section 1 of this Article XXII.
  - (ii) With respect to athlete representation on designated committees, except for the Athletes Advisory Committee (all members of which must be 10 Year Athlete Representatives, as defined in Section 1 of this Article XXII), at least half of such athlete representatives on such bodies will be 10 Year Athlete Representatives, as defined in Section 1 of this Article XXII, and the remaining athlete representatives will be either 10 Year Athlete Representatives or 10 Year+ Athlete Representatives, as defined in Section 1 of this Article XXII.
- B. Actively Engaged Athletes Representatives, as defined in Section 1 of this Article XXII, will equal at least 33.3 percent of all other committees, subcommittees, task forces and all other types of legislative bodies, whether permanent, special, ad hoc or otherwise.

## ARTICLE XXIII Registration

### **Section 1 Registration Requirement Generally.**

- A. A member is a person defined in Article V, Section 1 (B) of these bylaws who is registered in accordance with this article.
- B. Every officer, member of the Board of Directors and committee member, and every delegate to the Governing Council, every official, every coach and every figure skater who wants to participate in sanctioned activities must be registered as individuals as defined in Article V, Section 1 (B)(i)-(iv) annually with U.S. Figure Skating.

### **Section 2 Registration Procedure.**

- A. Member clubs, collegiate clubs, Aspire programs and Learn to Skate USA® programs are responsible for the collection of registration fees from their members, and the submission of lists of their registered members together with the amount of the fees therefore to U.S. Figure Skating.

B. Registration of individual members is in accordance with, and the annual fee is to be included in, the dues collected pursuant to the Membership Rules.

**Section 3 *Membership Cards.*** Digital membership cards are valid from July 1 of a year through June 30 of the following year and available for download from the Members Only site.

**Section 4 *Registration Monies.*** All monies received from registration fees become part of the general funds of U.S. Figure Skating.

## ARTICLE XXIV

### Resignations

Any member may resign from U.S. Figure Skating after payment of all dues and other fees then due, including those for the fiscal year in which the resignation is tendered, by providing written notice of resignation to U.S. Figure Skating headquarters.

## ARTICLE XXV

### Grievance and Disciplinary Proceedings

**Section 1 *Grievance and Disciplinary Proceedings.*** All grievance and disciplinary procedures must be filed and resolved pursuant to the procedures outlined in this section and in the Grievance Committee Rules and Ethics Committee Rules. The forms and instructions for filing a grievance are available from U.S. Figure Skating headquarters upon request of a member or member club.

A. *Grievance Proceedings* (except for matters subject to the jurisdiction of the U.S. Center for SafeSport under Section 2 of this article):

(i) Scope:

- (a) Any U.S. Figure Skating member or member club aggrieved or harmed by the alleged violation of a U.S. Figure Skating bylaw or rule by any other U.S. Figure Skating member or member club, or by U.S. Figure Skating, may bring a grievance citing the alleged violation of the U.S. Figure Skating bylaw or rule.
- (b) The member or member club must be a member in good standing both at the time the grievance is filed and at the time of the alleged violation of the U.S. Figure Skating bylaw or rule.
- (c) Such grievance must include the allegation that violation of a specific U.S. Figure Skating bylaw or rule caused harm to the Grievant.

(ii) Time period: A grievance must be filed:

- (a) Within 60 days of the occurrence of the alleged violation, or
- (b) Within 60 days of the discovery of the alleged violation, or
- (c) In the case of a minor, within 60 days after the minor's 18th birthday, whichever is later.

(iii) *Requirements:* The specific Grievance Statement filing requirements and hearing procedure guidelines for a grievance that proceeds under this Section 1 (A) are found in the Grievance Committee Rules (GCR).

B. *Disciplinary Proceedings* (Except for matters subject to the jurisdiction of the U.S. Center for SafeSport under Section 2 of this Article XXV):

(i) Scope: The vice president, by referral to the chair of the Ethics Committee, or the chair of the Ethics Committee, after a referral by the vice president, or the chair of the Grievance Committee pursuant to applicable Grievance Committee or Ethics Committee Rules, may initiate disciplinary proceedings as to any matter arising under GR 1.01, GR 1.02 or GR 1.03.

(ii) Review: Upon referral of the matter by the vice president or the chair of the Grievance Committee, the chair of the Ethics Committee has 30 days to review the matter. The chair of the Ethics Committee may designate the chair of the SkateSafe® Committee or the Administrative/Legal Group Coordinator to review the matter if the chair is unable to do so for any reason.

- (a) If the chair of the Ethics Committee, or the chair's designee, determines that further proceedings are not warranted, the chair of the Ethics Committee will so advise, in writing, the person initiating the disciplinary proceeding and the person(s), if any, who filed the complaint or grievance.
- (b) If the chair of the Ethics Committee, or the chair's designee, determines that further proceedings are warranted, the chair of the Ethics Committee, or the chair's designee, will so advise, in writing, the person initiating the disciplinary proceeding and indicate either:
  1. That such person or the person(s), if any, who filed the complaint or grievance may file a Grievance Statement (in which case the person who files the Grievance Statement will be the "Grievant") or
  2. Alternatively, and at the discretion of the chair of the Ethics Committee, that the chair of the Ethics Committee, or the chair's designee, has decided to file a Grievance Statement (in which case U.S. Figure Skating will be the "Grievant" with the chair of the Ethics Committee, or the chair's designee, acting on behalf of U.S. Figure Skating).

(iii) The specific Grievance Statement filing requirements and hearing procedure guidelines for a "Disciplinary Proceeding" under this Section 1 (B) are found in the Ethics Committee Rules (ECR).



- C. *Appeal from Regular Grievance or Disciplinary Proceedings* (Except for matters subject to the jurisdiction of the U.S. Center for SafeSport under Section 2 of this Article XXV):  
(For appeals from Expedited Hearings, refer to this Article XXV, Section 1 (D), of the U.S. Figure Skating bylaws and the Grievance Committee Rules (GCR).)
- (i) *The Appellate Panel:* The Appellate Panel consists of three persons appointed by the chair of the Grievance Committee, with the approval of the president, for a one-year term.
    - (a) One appointed member must be an athlete, and all members of the Appellate Panel must meet one of the following qualifications:
      1. Member of the Board of Directors within the 10 years prior to the appointment (but is not currently a member of the board);
      2. Chair of either the Ethics or Grievance Committee within the 10 years prior to the appointment (but is not currently serving as Ethics or Grievance Committee chair); or
      3. An attorney licensed to practice in any state.
    - (b) If one or more of the appointed persons has a conflict of interest or was the referring vice president or chair of the Ethics or Grievance Committee when the grievance was first filed (or served in any such capacity while the grievance was pending), a substitute panelist will be appointed by the chair of the Grievance Committee, with the approval of the president, to serve for that appeal. The substitute panelist must meet the same qualifications as the appellate panel member.
    - (c) An Appellate Panel will retain jurisdiction of any appeal that is filed during its one-year term.
  - (ii) *Notice of Appeal:*
    - (a) Either the Grievant or the Respondent may appeal the decision of the Hearing Panel for either a grievance or disciplinary matter to the Appellate Panel by filing a written notice of appeal, including statement of the grounds for such appeal, with the chair of the Grievance Committee within 30 days of the receipt of the Hearing Panel's decision.
    - (b) Upon receiving written notice of appeal, the chair of the Grievance Committee will promptly notify, in writing, and deliver a copy of the notice of appeal to the members of the Appellate Panel, the chair of the Hearing Panel and all other parties to the proceeding.
    - (c) Other parties to the proceeding may, within 10 days of receipt of the notice of appeal, submit a written statement in response to the appeal; such statement must be delivered to all other parties to the proceeding and the chair of the Grievance Committee.
    - (d) The chair of the Hearing Panel must promptly deliver the record of the hearing to the U.S. Figure Skating secretary and the Administrative/Legal Group coordinator after receipt of the notice of appeal.
  - (iii) *Appeal Guidelines:*
    - (a) An appeal of a decision of a Hearing Panel will be based solely upon an allegation that such panel acted erroneously and must include the allegation that the Hearing Panel incorrectly interpreted or applied the applicable U.S. Figure Skating bylaws or rules, or erred in the analysis of such bylaws or rules as applied to the facts at hand.
    - (b) The Appellate Panel's decision on the appeal must be based solely on the record of the hearing delivered by the Hearing Panel. No new evidence may be presented.
    - (c) The Appellate Panel members will each receive a copy of the record of the hearing and, within 30 days of receipt of the record of hearing, the Appellate Panel will meet to review the appeal. The meeting can be held in person or by remote communication using any form of telecommunication or electronic communication that allows all persons participating in the meeting to audibly communicate with each other contemporaneously during the meeting.
  - (iv) *Appellate Panel's Decision:*
    - (a) The Appellate Panel will issue its written decision within 10 days of the conclusion of its meeting pursuant to Section 1 (C)(iii) of this Article XXV.
    - (b) The decision will be delivered to the parties to the proceeding and to the chair of the Grievance Committee.
    - (c) The decision of the Appellate Panel will be final on its terms, unless the decision involves a matter that is subject to being submitted to arbitration as described in Section 1 (C)(v) of this Article XXV.
  - (v) *Arbitration:*
    - (a) If the decision of the Appellate Panel arises from a controversy involving recognition of U.S. Figure Skating as a national governing body or involves the opportunity of any eligible athlete, coach, trainer, manager, administrator or official to participate in athletic competition as protected by the USOPC bylaws, upon demand of the affected person the decision of the Appellate Panel may be submitted to arbitration in accordance with applicable provisions of the USOPC bylaws and the standard commercial arbitral rules of the arbitral organization designated by the USOPC (the "Arbitral Organization").
    - (b) Such arbitration will be conducted at the office of the Arbitral Organization nearest to the headquarters of U.S. Figure Skating unless the parties otherwise agree.
    - (c) The decision of the Arbitral Organization and any charges of the arbitrator will be borne by the party against whom the decision of the arbitrator is rendered except as otherwise agreed by the parties.

D. *Expedited Proceedings:*

- (i) Notwithstanding any other provisions of the U.S. Figure Skating bylaws or rules to the contrary, when compliance with regular procedures contained in this Section 1 would not, in the discretion of the chair of the Grievance Committee, be likely to produce a sufficiently early decision to do justice to the affected parties, including, but not limited to matters affecting an ongoing, scheduled or impending U.S. Figure Skating qualifying competition or any competition protected by the USOPC bylaws or the Ted Stevens Olympic and Amateur Sports Act, the matter may be summarily heard and decided on an expedited basis in accordance with provisions of applicable U.S. Figure Skating Grievance Committee Rules (GCR).
- (ii) The member or member club subject to an expedited grievance or disciplinary proceeding must be given such notice and opportunity for a hearing as time and circumstances may reasonably dictate within the discretion of the chair of the Grievance Committee.
- (iii) Expedited hearings may be conducted at the site of the athletic competition, at a site convenient to the parties as designated by the chair of the Grievance Committee or by remote communication using of any form of telecommunication or electronic communication that allows all persons participating in the meeting to audibly communicate with each other contemporaneously during the meeting.
- (iv) Appeals from decisions heard on an expedited basis will be taken only in accordance with the procedures set forth in the Grievance Committee Rules (GCR) for expedited hearings.

**Section 2 U.S. Center for SafeSport – Sexual Abuse or Misconduct.**

- A. As a member National Governing Body (NGB) of the United States Olympic and Paralympic Committee (USOPC), U.S. Figure Skating is required to adhere to the athlete safety rules and regulations of the USOPC and the U.S. Center for SafeSport. Additionally, USOPC Bylaw Section 8.4.1 provides that, as a condition of membership in the USOPC, each NGB must comply with the policies and procedures of the independent organization designated by the USOPC to investigate and resolve violations of sexual abuse and misconduct. The USOPC has designated the U.S. Center for SafeSport as that organization. The current U.S. Center for SafeSport rules, policies and procedures are available at the offices of U.S. Figure Skating or online at [www.uscenterforsafesport.org](http://www.uscenterforsafesport.org), and the U.S. Figure Skating SkateSafe® rules, policies and procedures are available at the offices of U.S. Figure Skating and online at [www.usfigureskating.org](http://www.usfigureskating.org).
- B. The investigation and adjudication of matters involving allegations or reports of sexual abuse or misconduct, or other violations of U.S. Figure Skating’s SkateSafe® policies that involve prohibited conduct that is reasonably related to and accompanies an alleged violation involving sexualized behavior (see GR 1.03, U.S. Figure Skating Policy Statement on Harassment and Abuse, and the current edition of the U.S. Figure Skating SkateSafe® Handbook) are subject to the jurisdiction of the U.S. Center for SafeSport in accordance with the requirements of the USOPC and as set forth in the U.S. Center for SafeSport bylaws or other U.S. Center for SafeSport governing documents. Rules and procedures to be followed by U.S. Figure Skating and its members and member clubs in dealing with allegations or reports of sexual abuse or misconduct, or other violations of U.S. Figure Skating’s SkateSafe® policies that fall within the jurisdiction of the U.S. Center for SafeSport, and the enforcement of discipline or other sanctions issued by the U.S. Center for SafeSport, are set forth in the applicable policies and disciplinary procedures of the U.S. Center for SafeSport, rule GR 1.03 and/or other rules of U.S. Figure Skating.
- C. There is no time limitation for submitting a report or filing a complaint for matters involving allegations of sexual abuse or sexual misconduct.

**ARTICLE XXVI**

**Indemnification**

**Section 1 Indemnification Generally.** U.S. Figure Skating declares that:

- A. Any person who serves at its request as an officer, employee, member of the Governing Council, member or agent of the Board of Directors, chair or member of any U.S. Figure Skating committee or as an elected or appointed official of U.S. Figure Skating is, in such capacity, subject to indemnification under the provisions of this Article XXVI in accordance with and to the fullest extent permitted by the provisions of the Colorado Revised Nonprofit Corporation Act, as hereafter amended from time to time, and the corresponding provisions of any subsequent law (for purposes of this article referred to as the “Act” and the indemnification provisions of which are incorporated herein by this reference).
- B. Any such person will be indemnified by or on behalf of U.S. Figure Skating against expenses (including attorneys fees), liability, judgments, fines and amounts paid in settlement actually and reasonably incurred by such person who was or is a party, or is threatened to be made a party, to any threatened, pending or completed action, suit or proceeding, whether civil, criminal, administrative or investigative (other than an action by or in the right of U.S. Figure Skating) by reason of such service if such person:
  - (i) Acted in good faith;
  - (ii) Reasonably believed, in the case of conduct in an official capacity with U.S. Figure Skating, that the conduct was in the best interests of U.S. Figure Skating and, in all other cases, that the conduct was at least not opposed to the best interests of U.S. Figure Skating; and
  - (iii) With respect to any criminal proceeding, had no reasonable cause to believe that the conduct was unlawful.

**Section 2 Prohibited Indemnification.** No person will be entitled to indemnification under Section 1 of this Article XXVI either:

- A. In connection with a proceeding brought by or in the right of U.S. Figure Skating in which such person was adjudged liable to U.S. Figure Skating; or
- B. In connection with any other proceeding charging improper personal benefit to such person, whether or not involving action in that person's official capacity, in which such person is ultimately adjudged liable on the basis that the person improperly received personal benefit.

**Section 3 Determination of Right to Indemnification.**

- A. Any indemnification under Section 1 of this Article XXVI will be made by U.S. Figure Skating only as authorized in each specific case upon a determination that indemnification of the person is permissible under the circumstances because such person met the applicable standard of conduct set forth in Section 1.
- B. Such determination will be made by the Board of Directors by a majority of a quorum of disinterested directors who, at the time of the vote, were not and are not threatened to be made parties to the proceeding or, if such a quorum cannot be obtained, in a manner otherwise prescribed by the act.
- C. Notwithstanding the prohibitions on indemnification set forth in Section 2 of this Article XXVI, indemnification may be made by U.S. Figure Skating to the extent that the court in which the subject action or proceeding was brought should determine upon application that, despite the adjudication of liability or guilt, but in view of all the circumstances of the case, a person referred to in Section 1 of this Article XXVI is entitled to indemnity for such expenses and other amounts which the court may deem proper.

**Section 4 Insurance.** The Board of Directors may exercise U.S. Figure Skating's power to purchase and maintain insurance (including, without limitation, insurance for legal expenses and costs incurred in connection with defending any claim, proceeding or lawsuit) on behalf of any person referred to in Section 1 of this Article XXVI against any liability asserted against or incurred by such person in the capacity designated or arising out of the person's status as such, whether or not U.S. Figure Skating would have the power to indemnify that person against such liability under the provisions of this Article XXVI.

**Section 5 Survival of Indemnification.** The indemnification provided under Section 1 of this Article XXVI will continue as to persons who have ceased to serve in the capacity designated with respect to actions in their official capacity while serving as such and will inure to the benefit of their heirs, executors and administrators.

## **ARTICLE XXVII**

### **Disposition of Assets**

A sale, lease, exchange, mortgage, pledge or other disposition of property or assets of U.S. Figure Skating may be made by the Board of Directors upon such terms and conditions and for such consideration, which may consist in whole or in part of money or property, real or personal, as may be authorized by them, provided, however,

- A. That a sale, lease, exchange or other disposition of all or substantially all the property and assets will be authorized only upon receiving the vote of a majority of the members of the Board of Directors, and
- B. Further provided that such disposition is not inconsistent with the provisions of Article XXVIII of these bylaws or the articles of incorporation of U.S. Figure Skating, as amended from time to time.

## **ARTICLE XXVIII**

### **Dissolution**

In the event of the dissolution of U.S. Figure Skating for any reason, all of its assets and property will be distributed or sold, and the proceeds thereof distributed, to the organization which will be a successor to U.S. Figure Skating, provided that:

- A. Such organization will first have obtained a ruling exempting it from federal income taxation under Section 501(a) of the Internal Revenue Code of 1986, as amended, or under the corresponding provisions of any subsequent federal tax laws (the "Code"), as an organization of the type described in Section 501(c)(3) of the Code; or
- B. If such successor organization has not obtained such ruling within a reasonable time following its establishment, or if there will be no successor to U.S. Figure Skating, then all of U.S. Figure Skating's assets and property will be distributed or sold, and the proceeds thereof distributed, to or among such one or more organizations as may be selected by the Governing Council as organizations having objects and purposes similar or related to those of U.S. Figure Skating, provided that:
  - (i) No distributions will be made to an organization which does not have a ruling exempting such organization from federal income taxation as described in subsections A and B of this Article XXVIII; and
  - (ii) In no event will any part of such assets or property, or the proceeds of sale thereof, be distributed to or inure to the benefit of any member or of any individual.
- C. The procedure for dissolution will be as provided by and in the Colorado Revised Nonprofit Corporation Act, as amended from time to time, and the corresponding provisions of any subsequent law.

## ARTICLE XXIX

### Amendments to Bylaws

**Section 1 *Procedure for Amendments.*** Amendments proposed to these bylaws may be acted upon at any annual or special meeting of the Governing Council, provided that the notice of the meeting states the specific text of the proposed amendments.

**Section 2 *Effective Date.*** Amendments to these bylaws become effective only upon publication in an edition of the rulebook or upon such specific date as may otherwise be stated in the motion of adoption thereof.

**Section 3 *Necessary Vote.*** The affirmative vote of two-thirds of the votes cast of the Governing Council members present in person or by proxy at the meeting of the Governing Council at which the proposed amendment is acted upon is necessary for the adoption of any amendment to these bylaws, except for those amendments required for compliance with the United States Olympic and Paralympic Committee (USOPC), the U.S. Center for SafeSport, federal or state law, rule, regulation or policy, or any other regulatory body or organization that has jurisdiction over U.S. Figure Skating, pursuant to Section 4 of this Article XXIX.

**Section 4 *Amendments Required for Regulatory Compliance.*** Amendments proposed to these bylaws that are required to be in compliance with the United States Olympic and Paralympic Committee (USOPC), the U.S. Center for SafeSport, federal or state law, rule, regulation or policy, or any other regulatory body or organization that has jurisdiction over U.S. Figure Skating may be adopted by the Board of Directors without action by the Governing Council.

## General Rules

### GR 1.00 Policy

#### GR 1.01 Code of Ethics

- A. It shall be the responsibility of all officials in sanctioned figure skating events, registered members of member clubs or collegiate clubs and individual members to be thoroughly familiar with the rules of U.S. Figure Skating, to comply with them in full and to exemplify the highest standards of fairness, ethical behavior and genuine good sportsmanship in any of their relations with others. Those who serve U.S. Figure Skating must do so without personal gain, must avoid any institutional loss or embarrassment and must behave in a way that enhances U.S. Figure Skating's trust and public confidence.
- B. *Conflicts of Interest.* All persons associated with U.S. Figure Skating, including but not limited to its employees, directors, officers, judges and committee members, are expected to abide by high ethical standards in all dealings relating to the business and affairs of U.S. Figure Skating. All members and staff should understand that conflicts of interest diminish the integrity and quality of decision-making required by U.S. Figure Skating and may jeopardize U.S. Figure Skating's reputation and public support. In order to avoid harm to the goodwill and public image of U.S. Figure Skating and to better ensure the expected high ethical standards in all dealings, if any person who is an officer, director, judge, member of a committee, employee, paid consultant to or representative of U.S. Figure Skating (each of these persons shall be referred to as a "representative") is aware that U.S. Figure Skating is about to enter into any business transaction directly or indirectly with any representative, any member of a representative's family or any entity in which a representative has any legal, equitable or fiduciary interest or position (including without limitation as a director, officer, shareholder, partner, employee, beneficiary or trustee), or if a representative is aware that U.S. Figure Skating is about to enter into any business transaction or take other corporate action in which a representative may be directly or indirectly financially interested or otherwise derive a material personal benefit, the representative shall:
1. Immediately inform, in writing, the chief executive officer and president of such representative's involvement, position, interest or benefit with respect thereto;
  2. Aid the persons charged with making the decision by disclosing all material facts within such representative's knowledge that bear on the advisability of such transaction or action from the standpoint of U.S. Figure Skating;
  3. Make such other disclosures as are necessary to insure that U.S. Figure Skating has received full and fair information regarding the transaction or action and such representative's involvement, position, interest or benefit with respect thereto; and
  4. Abstain from voting or influencing the decision to enter into such transaction to the extent the disclosing representative may have an actual or apparent conflict of interest in this matter.
- A conflict of interest may exist in any instance where a member's actions on behalf of or affecting U.S. Figure Skating:
- a. involve obtaining an improper gain or advantage or
  - b. involve a conflicting or potentially adverse effect on the interest of U.S. Figure Skating or
  - c. involve an activity that is not in the best interests of U.S. Figure Skating, including instances where the member's actions are influenced by another person or organization in a manner adverse to the interests of U.S. Figure Skating.
- The requirements of disclosure and abstention shall also apply to a representational conflict of interest as referred to in U.S. Figure Skating Statement of Principles of Ethical Behavior and Conflict of Interest, as referred to in paragraph E of this GR 1.01, to include disclosure of whether the member is in a position (by employment, volunteer service, financial support or other affiliation) to control, direct or influence another person or organization the interests of which are related to, affected by, involved with or may conflict with or adversely affect, the interests of U.S. Figure Skating.
- C. Prior to appointment as an officer, member of the Board of Directors, committee chair, subcommittee chair, paid U.S. Figure Skating staff, or to any outside organization, the member must execute a Conflict of Interest and Ethical Behavior statement without amendment or alteration. The Ethics Committee chair shall oversee an annual review of the Conflict of Interest and Ethical Behavior statements for continuing appointments and paid staff.
- D. *Private Inurement.* In agreement with federal law, it is the policy of U.S. Figure Skating that none of its assets or income may inure to the benefit of any person or organization in satisfaction of a personal or private interest.
- E. U.S. Figure Skating has adopted and may amend, from time to time, a Statement of Principles of Ethical Behavior and Conflict of Interest (including a Conflict of Interest Disclosure Form). All those who choose to serve U.S. Figure Skating shall be subject to and must abide by the Statement of Principles of Ethical Behavior and Conflict of Interest, the provisions of which are incorporated into this Code of Ethics.

## **GR 1.02 Code of Conduct**

The following code of conduct applies to all participants in activities hosted, supported, sponsored or engaged in by U.S. Figure Skating including but not limited to competitions, exhibitions and training camps:

I recognize that my participation in all activities hosted, supported, sponsored or engaged in by U.S. Figure Skating, including but not limited to competitions, exhibitions and training camps, is an honor and privilege that carries certain responsibilities. I agree to fully abide by the rules and guidelines set forth by U.S. Figure Skating or its properly designated agents. As a precondition to participation in activities hosted, supported, sponsored or engaged in by U.S. Figure Skating, I will adhere to the following tenets in good faith:

- A. I will exhibit the highest standards of fairness, ethical behavior and genuine good sportsmanship in all of my relations with others.
- B. I will not discriminate against any member or participant on the basis of race, color, religion, age, gender, gender identity, sexual orientation, national origin, or any other status protected by federal, state or local law, where applicable.
- C. I will not damage public or private property. I understand that I may be held financially responsible for damage deemed to be wantonly or willfully executed on my part, and that I may be subject to disciplinary action by U.S. Figure Skating.
- D. I will not use or possess illegal drugs, and I will not engage in criminal activity. I understand that, if I am found to use or possess illegal drugs, or if I am found to engage in any criminal activity during any activity hosted, supported, sponsored or engaged in by U.S. Figure Skating, I may be subject to criminal penalties as well as penalties imposed by U.S. Figure Skating.
- E. I will adhere to the rules of U.S. Figure Skating and the host organization at all activities hosted, supported, sponsored or engaged in by U.S. Figure Skating.
- F. I will comply with all applicable anti-doping rules including, but not limited to, ISU anti-doping rules.
- G. I will conduct myself in a manner not detrimental to the welfare of figure skating. I understand that my actions reflect on U.S. Figure Skating and the sport of figure skating both positively and negatively. I understand that if my acts, statements, or conduct are considered detrimental to the welfare of figure skating by the appropriate authority, I may be subject to penalties imposed by U.S. Figure Skating pursuant to GR 1.04.
- H. I understand that the penalties that may be imposed may include, but are not limited to, loss of future international selections, loss of financial support from U.S. Figure Skating and its Memorial Fund, and loss of participation in activities hosted, supported, sponsored or engaged in by U.S. Figure Skating.
- I. I understand that all disciplinary proceedings will be conducted pursuant to Article XXV, Section 1, of the U.S. Figure Skating bylaws, and that my rights and remedies are derived therefrom.

**GR 1.03** U.S. Figure Skating will not tolerate or condone any form of harassment (including sexual harassment), misconduct, (including sexual, physical and emotional misconduct), bullying or hazing of any of its members including coaches, officials, directors, employees, parents, athletes and volunteers — or any other persons — while they are participating in or preparing for a figure skating activity or event conducted under the auspices of U.S. Figure Skating. The U.S. Figure Skating Policy Statement on Harassment and Abuse may be found in its entirety online at [usfigureskating.org](https://www.usfigureskating.org). Harassment of such nature between or among U.S. Figure Skating members must be reported to the chair of the Ethics, Grievance or SkateSafe® Committee as soon as is practicably possible, per rules ECR 2.00, GCR 2.00 and SFR 3.00.

- A. If any form of child abuse is observed or suspected, the observer should immediately contact either local law enforcement or a public child welfare agency and make a report.
- B. Any person who violates this rule, who fails to appropriately report or who makes a false report or otherwise violates U.S. Figure Skating's Policy on Harassment and Abuse will be subject to disciplinary action in accordance with Article XXV, Section 1, of the U.S. Figure Skating bylaws.

**GR 1.04** Any person whose acts, statements or conduct violate the provisions of the preceding General Rules or otherwise violate the person's applicable duties and responsibilities to U.S. Figure Skating or whose acts, statements or conduct are otherwise considered detrimental to the welfare of figure skating is subject to the loss of the privilege of registration by U.S. Figure Skating in accordance with the procedure outlined in Article XXV, Section 1, of the U.S. Figure Skating bylaws relating to loss of membership privileges, suspension and expulsion.

## **GR 1.05 Retaliatory Conduct**

- A. Retaliatory conduct is prohibited toward any person who in good faith (i) reports, or bears witness to, an action that is a possible violation of the rules or bylaws of U.S. Figure Skating or (ii) participates in the grievance, disciplinary or SkateSafe® processes of U.S. Figure Skating.
- B. Retaliatory conduct includes threatening, intimidating, harassing, coercing, or any other conduct that would discourage a reasonable person from (i) reporting, or bearing witness to, an action that is a possible violation of the rules or bylaws of U.S. Figure Skating or (ii) participating in the grievance, disciplinary or SkateSafe® processes of U.S. Figure Skating, when the conduct is reasonably related to the report or engagement with the grievance, disciplinary or SkateSafe® processes of U.S. Figure Skating. Retaliation may be present even when there is a finding that no violation of the rules or bylaws of U.S. Figure Skating occurred. Retaliation does not include good faith actions lawfully pursued in response to a report of a violation of the rules or bylaws of U.S. Figure Skating.
- C. Retaliatory conduct must be reported to the chair of the Ethics, Grievance or SkateSafe® Committee. Any member engaging in retaliatory conduct will be subject to disciplinary action in accordance with Article XXV, Section 1, of the U.S. Figure Skating bylaws.

### **GR 1.06 Jurisdiction**

U.S. Figure Skating is a member of the International Skating Union (ISU), an Olympic/Pan American member of the United States Olympic and Paralympic Committee (USOPC) and an allied member of the Amateur Athletic Union of the United States (AAU). U.S. Figure Skating is recognized by the ISU, USOPC and AAU as the governing body of figure skating on ice in the United States. As such, U.S. Figure Skating observes the rules of the ISU, including but not limited to the ISU anti-doping rules, and administers its own rules so as to ensure the eligibility of qualified United States skaters and officials to participate in international skating events. In addition, the purpose of the official rules of U.S. Figure Skating, and in particular those rules relating to eligibility and sanctions, is to protect the eligibility of registered members so as to enable them to fully participate in the benefits of such membership.

**GR 1.07** Any current or past member (living or deceased) who has been permanently banned from U.S. Figure Skating by U.S. Figure Skating or in accordance with measures enacted by the U.S. Center for SafeSport will be removed from the U.S. Figure Skating Hall of Fame and stripped of all U.S. Hall of Fame recognitions. In accord, any banned member is ineligible for consideration by the Nominating Committee to the U.S. Figure Skating Hall of Fame.

### **GR 1.08 Job Recommendations for Individuals Who Have Violated Policies of the U.S. Center for SafeSport**

No individual who is an employee, member, or contractor of U.S. Figure Skating may assist a member or former member of U.S. Figure Skating in obtaining a new job (excluding the routine employment verification and/or transmission of administrative or personnel files) if the individual knows that the member or former member has done one or more of the following:

- A. Violated the policies or procedures of the U.S. Center for SafeSport related to sexual misconduct;
- B. Been convicted of a crime involving sexual misconduct with a minor in violation of applicable law or the policies and procedures of the U.S. Center for SafeSport.

### **GR 1.09 Enforcement**

Failure by any U.S. Figure Skating member or representative to enforce any bylaw or rule of U.S. Figure Skating does not preclude the bylaw or rule from being enforced in the future.

### **GR 2.00 Registration**

All persons who participate in the activities of U.S. Figure Skating must be registered members of U.S. Figure Skating in accordance with Article XXIII, Section 1, of the bylaws.

### **GR 3.00 Suspended Member**

A “suspended member” is a member of U.S. Figure Skating whose rights and privileges as a member have been temporarily restricted due to disciplinary action taken against the member by U.S. Figure Skating for violation of U.S. Figure Skating bylaws and/or official rules. The suspended member will be restricted from all U.S. Figure Skating activities including, but not limited to, testing, competing, coaching, partnering tests, officiating at U.S. Figure Skating sanctioned events or serving as an officer, director or committee member for U.S. Figure Skating or one of its member clubs, collegiate clubs or school-affiliated clubs until such time as the member is removed from the suspended member list.

### **GR 4.00 Compliance Requirements for Coaches and Professional Group Instructors<sup>1</sup>**

**GR 4.01** *Coach and Instructor Compliance.* All coaches and instructors must meet all compliance requirements at all times while engaging in their coaching and instructor activities:

- A. Coach Compliance:
  - 1. Must be a current coach member of U.S. Figure Skating — either through a member club or as an individual member.
  - 2. If 18 years of age or older:
    - a. Must successfully pass a U.S. Figure Skating background check; and
    - b. Must complete the SafeSport™ Training course.
  - 3. Must complete continuing education and certification requirements as required in rule GR 4.02.
  - 4. Must submit proof of current general liability insurance with limits of \$1 million per occurrence/\$5 million aggregate.
- B. Professional Group Instructor Compliance:
  - 1. Must be registered as a Learn to Skate USA® instructor member and complete the annual online certification course.
  - 2. If 18 years of age or older:
    - a. Must successfully pass a U.S. Figure Skating background check; and
    - b. Must complete the SafeSport™ Training course.

---

<sup>1</sup> The amendments to GR 4.01, 4.02, 4.03 and 4.04 are effective as of July 1, 2024, with the following requirements for the 2023-2024 and 2024-2025 seasons:

For the 2023-24 season:

- Coaches must complete continuing education through the PSA by June 20, 2023.
- Qualifying coaches must join PSA.

For 2024-25 season:

- Coaches must complete certification and continuing education delivered through U.S. Figure Skating by June 30, 2024.
- Coaches must be a coach member beginning July 1, 2024.

**GR 4.02 Coaches Continuing Education and Certification Requirements**

All coaches must complete annual continuing education and certification requirements, determined by U.S. Figure Skating, based on the following categories:

- A. *Professional Coach (or Choreographer)*. Those coaches who train or instruct one or more skaters or teams who are participating in any U.S. Figure Skating or member club activities other than group lessons as part of a Learn to Skate USA® program. This includes, but is not limited to, primary coaches, choreographers, assistant coaches and element specialists.
- B. *Professional Group Instructor*. Those coaches who teach group lessons only, as part of a Learn to Skate USA® program.
- C. *Professional Sport Science Support Services*. Includes, but is not limited to: sports psychologists, physical therapists and athletic trainers who are working with skaters or teams at any U.S. Figure Skating or member club activities. An individual who performs sport science support services and also performs duties as a professional coach or choreographer must meet “Professional Coach (or Choreographer)” requirements.

**GR 4.03** Coaches who do not fulfill the requirements of coach compliance in rules GR 4.01 and GR 4.02 will be considered “non-compliant” coaches of U.S. Figure Skating and will not be allowed to coach athletes, nor have contact, either directly or indirectly, at any U.S. Figure Skating or member club activities or sanctioned events.

**GR 4.04** Coaches must be compliant at the time that their coaching activity takes place.

**GR 5.00 Administration****GR 5.01 Expenses to Board of Directors Meetings**

Unless such payment is disapproved by the president and the treasurer, U.S. Figure Skating will reimburse expenses incurred for transportation, room and meals by members of the Board of Directors, other than honorary members, for attendance at meetings of the Governing Council and the Board of Directors per the current and approved U.S. Figure Skating Travel and Expense Policy, available online at the Members Only site.

**GR 5.02 Travel Expense Within the United States**

Reimbursement for personal transportation, room and meal expenses actually incurred in connection with an ice show, exhibition, competition, meeting or test will be made in accordance with the current, approved U.S. Figure Skating Travel and Expense Policy, available online at the Members Only site.

**GR 5.03 Committee Reports**

The secretary shall send to the secretaries of all member clubs in good standing, copies of the notice for each meeting of the Governing Council, and copies of all published reports submitted to the Governing Council and Board of Directors by the officers and committee chairs of U.S. Figure Skating. In addition, upon payment of a reasonable duplicating and postage fee, all club presidents may request Board of Directors meeting books and all reports of action.

**GR 5.04 U.S. Figure Skating headquarters**

U.S. Figure Skating headquarters shall be a service office to assist the officers and committee chairs in the carrying out of their respective duties. It shall also assist member clubs with respect to all matters of an administrative nature pertaining to their membership in U.S. Figure Skating. U.S. Figure Skating headquarters shall maintain the books and records of U.S. Figure Skating in accordance with established policies and procedures under the supervision of the responsible officers and/or chairs concerned.



## Membership Rules

### Club Management Rules for Full, Interim and Provisional Member Clubs

#### **MR 1.00 Principal Skating Headquarters and Additional Rinks**

**MR 1.01** The “principal skating headquarters” of a club is the address of the rink in which the club conducts the majority of its skating activities. This address will be recorded in the U.S. Figure Skating database under the club’s name. A club may name only one principal skating headquarters. Clubs in violation of this rule may be subject to disciplinary action by the Membership Committee.

**MR 1.02** To maintain a club’s principal skating headquarters, the club president must certify said facility annually via the Members Only site. The principal skating headquarters will be where said club secures ice and/or runs sanctioned activities in compliance with rule MR 1.01. Clubs in violation of this rule may be subject to disciplinary action by the Membership Committee, including omission of said principal skating headquarters from the U.S. Figure Skating online directory.

**MR 1.03** Other rink locations, listed as “additional rink addresses” in the U.S. Figure Skating directory and database, may be listed by the club. These locations are defined as any other surface where the club secures ice. These listings are in place for additional insurance coverage.

**MR 1.04** Any member club desiring to change its registered principal skating headquarters must submit a new facility usage form to U.S. Figure Skating headquarters. Permission from any member club already using the proposed location as its principal skating headquarters must be obtained. Such permission may not be unreasonably withheld.

#### **MR 2.00 Applying to Become a Member Club and Qualifications for Interim Club Membership**

**MR 2.01** Any club meeting the qualifications for membership and desiring admission thereto will file an application on the appropriate forms which are available from U.S. Figure Skating headquarters or online.

**MR 2.02** Applications by clubs may be forwarded to U.S. Figure Skating headquarters at any time of the year.

**MR 2.03** The applicant club must submit, with its application, payment of the fee listed on the application form. Upon approval, such club will receive a copy of the current rulebook as well as general information and assistance helpful to new clubs.

**MR 2.04** In order to apply for interim club membership, the applicant club must have been operating as an organized club for six months prior to the date of application. A club is deemed to be organized when an election of officers and directors has taken place and a constitution and/or bylaws has been approved by the general membership of the club.

A. The “officers” of a club will be president, vice president, secretary and treasurer.

B. The constitution and bylaws of a club should be in a form similar to the constitution and bylaws approved by U.S. Figure Skating for member clubs, including a conflict resolution process, or in such form as is acceptable to the Membership Committee, and which calls for the election of officers and directors in accordance with generally accepted parliamentary procedures.

**MR 2.05** The applicant club must have made arrangements for exclusive ice time either at a rink or some other place where ice is available for use exclusively by the club. The club or rink may run the session as long as it is exclusive to the club. This requirement begins no later than the date of approval for interim club membership.

**MR 2.06** The applicant club must have adopted a program for the use of its ice time, which, as a general practice, provides for separate periods on a regular basis for one or more of the following: free skating, ice dance, synchronized skating or other figure skating programs.

**MR 2.07** The officers, directors and all figure skating members of an applicant club must be registered or must register with U.S. Figure Skating within 30 days after receipt of notification of such club of its acceptance to interim club membership.

**MR 2.08** The officers and directors of the club must be home club members of said club (see also rule MR 10.01).

**MR 2.09** Coaches may serve as directors of a member club as long as they do not collectively constitute a majority of a club’s board of directors. In addition, eligible coaches may serve as officers of a member club’s board of directors so long as, collectively, they do not constitute a majority of the total officer positions on that board.

**MR 2.10** The applicant club must have not less than 25 home club members, 10 of whom are adult members over the age of 18 years. Clubs unable to meet this requirement that wish to remain active may be approved at the discretion of the chair of the Membership Committee.

**MR 2.11** All membership applications from clubs will be thoroughly investigated. Said investigation will include any club using the same principal skating headquarters. An applicant club may be granted interim membership by the chair of the Membership Committee.

**MR 2.12** Interim club membership will not be granted by the Membership Committee if the applicant club will use the principal skating headquarters of an existing full member club and such club objects to the granting of membership in U.S. Figure Skating. If such member club does object, valid reasons must be given in support of that objection. The objection will be fully investigated by the Membership Committee.

**MR 2.13** If an applicant club doesn’t meet the requirements in this rule section MR 2.00, such interim club membership will be subject to cancellation.

### **MR 3.00 Qualifications for Provisional Club Membership**

**MR 3.01** Provisional club membership will only be granted by the Governing Council at or in connection with its annual meeting as specified in Article V, Section 2 (A) of the U.S. Figure Skating bylaws.

**MR 3.02** The chair of the Membership Committee will report and will recommend interim member clubs for provisional status to the U.S. Figure Skating secretary in care of U.S. Figure Skating headquarters by March 1. Such report and recommendations will be included in the notice for the annual meeting of the Governing Council. The Governing Council will either accept or reject the interim clubs as provisional clubs.

**MR 3.03** An applicant club failing to meet any of the requirements for provisional member club status may be kept on interim status for one additional year.

### **MR 4.00 Qualifications for Full Club Membership**

**MR 4.01** Approval of full club membership is contingent upon fulfilling requirements specified by the Membership Committee.

**MR 4.02** Full club membership will only be granted by the Governing Council at or in connection with its annual meeting as specified in Article V, Section 2 (A) of the U.S. Figure Skating bylaws.

**MR 4.03** The chair of the Membership Committee will report and will recommend provisional member clubs for full status to the U.S. Figure Skating secretary in care of U.S. Figure Skating headquarters by March 1. Such report and recommendations will be included in the notice for the annual meeting of the Governing Council. The Governing Council will either accept or reject the provisional clubs as full member clubs.

### **MR 5.00 Obligations of Full, Provisional and Interim Member Clubs**

**MR 5.01** A member club, whether full, provisional or interim, will:

- A. Promote figure skating on ice for the good of the sport;
- B. Conduct its affairs in full accord with its constitution and bylaws and also U.S. Figure Skating bylaws, rules and policies.
- C. Maintain a duly adopted constitution and/or bylaws which contain suitable provisions for the election of officers and directors, a conflict resolution process and the conduct of its affairs in accordance with generally acceptable parliamentary procedures (e.g. Robert's Rules of Order, Newly Revised), including the calling of a general membership meeting upon the petition of no fewer than 10 percent of its members having the right to vote or, in the case of a club with less than 50 members, of no fewer than five of its members having the right to vote.
- D. Hold an annual meeting at which its members who have the right to vote shall elect officers and/or directors in accordance with its duly adopted constitution and/or bylaws.
- E. Report the results of any election of officers and/or directors as specified in paragraph D in writing to U.S. Figure Skating headquarters within 10 days after such election.
- F. Remain currently paid up with respect to all of its financial obligations under the bylaws and these rules.
- G. Maintain at U.S. Figure Skating headquarters a current copy of its duly adopted constitution and/or bylaws and notify U.S. Figure Skating headquarters of any changes therein within 30 days after such changes have been adopted. Club bylaws on file with U.S. Figure Skating headquarters will be those referenced when a grievance is filed.
- H. Comply with club ethics provisions (see rule section MR 7.00).
- I. Maintain current arrangements during its normal skating season for the obtaining of ice time at a rink or other location where ice is available, for the exclusive use of the club. Either the club or rink may run the session as long as it is exclusive to the club. The club will maintain a program for the use of its ice time which, as a general practice, provides for separate periods on a regular basis for one or more of the following: free skating, ice dance, synchronized skating or other figure skating programs.
- J. Maintain a total membership of not less than 25 home club members, at least 10 of whom are adult members over the age of 18 years. Clubs unable to meet this requirement that wish to remain active may be approved at the discretion of both the appropriate sectional vice chair of the Membership Committee and the chair of the Membership Committee.
- K. Require all of its officers, directors and delegates to the Governing Council to be registered home club members of said club. See also rule MR 50.02.
  1. Governing Council delegates who are selected may be of any U.S. Figure Skating eligibility classification (e.g. eligible, ineligible or restricted). Honorary members of U.S. Figure Skating who are selected as club delegates do not have to pay any U.S. Figure Skating membership dues, per rule MR 80.01, but must be registered with U.S. Figure Skating by the club as a home club member.
  2. Coaches may serve as officers of a member club's board of directors so long as, collectively, they do not constitute a majority of the total officer positions on that board.
- L. Appoint a SkateSafe® compliance chair who will ensure that the club is in compliance with current SkateSafe® policies and procedures. If a club fails to appoint a SkateSafe® compliance chair, the club president automatically assumes this role.

### **MR 5.02 Dues of Full, Provisional and Interim Member Clubs**

The annual dues of full and provisional member clubs, both active and inactive, will be for the current fiscal year of July 1 through June 30 and based upon the total number of persons registered by such clubs during the preceding fiscal year. Membership dues are determined by the Membership Committee and approved by the Board of Directors and will reflect the costs of providing services. This information will be published on the Members Only site under the Members tab no later than January 1 each season.

**MR 5.03** Failure of a member club to comply with any of the membership rules may constitute the basis for appropriate action by the Membership Committee to place such club on inactive or suspended status as defined in rule MR 8.01 or MR 9.01.

**MR 6.00 Privileges of Full, Provisional and Interim Member Clubs**

**MR 6.01** Membership privileges of member clubs will include: Hosting test sessions, obtaining performance sanctions and obtaining nonqualifying competition sanctions.

**MR 6.02** In addition to the privileges in rule MR 6.01, full member clubs who are otherwise qualified have the right to vote at Governing Council and to host any qualifying competitions (see rule 2000 (B)).

**MR 6.03** Any member club that has not paid dues, registration fees or other financial obligations due to U.S. Figure Skating will lose all privileges of membership until such dues are paid.

**MR 7.00 Club Ethics**

**MR 7.01** A member club may file a written complaint with the chair of the Membership Committee if the club has reason to believe that unfair practices, prejudicial to the club, are being employed by another club.

- A. It is an unfair practice for a member club or a club applying for interim and/or provisional membership to bid for or attempt to usurp ice time currently being used by or negotiated for by a full member club or another club that has applied for provisional membership at its principal skating headquarters and other locations listed in U.S. Figure Skating database.
- B. It is an unfair practice for a member club (full, interim or provisional) to conduct tests or sanctioned events such as ice shows, exhibitions, Learn to Skate USA® programs, or competitions at the principal skating headquarters of another member club (full, interim or provisional), without first having obtained the permission of the other member club. Such permission will not be unreasonably withheld. If a facility usage form is not on file with U.S. Figure Skating headquarters for the current season, permission is not required. Please consult the facility usage guidelines on the Club Management section of the U.S. Figure Skating website. All disputes will be referred to and resolved by the chair of the Membership Committee.

**MR 7.02** Unfair practices and decisions of the Membership Committee or Board of Directors thereon may be grieved by the affected member club or the club applying for provisional membership by filing a grievance in accordance with Article XXV, Section 1, of the U.S. Figure Skating bylaws. From the date of receipt of its application by the Membership Committee, when such application is accompanied by the dues required in rule MR 2.03, an applicant club will have the right to grieve such an unfair practice as provided for herein, provided, however, that this rule will in no way operate to extend the time for filing a grievance as set forth in Article XXV of the U.S. Figure Skating bylaws.

**MR 8.00 Inactive Member Clubs**

**MR 8.01** An “inactive member club” is a club that has been granted inactive status by the chair of the Membership Committee in accordance with rule MR 8.03 as a result of the club’s inability to maintain membership, or a club which has been placed in such status by action of the Membership Committee in accordance with rule MR 5.02.

**MR 8.02** Inactive member clubs will lose all privileges of active member clubs, but their registered members will have the same privileges of registered members of active member clubs.

**MR 8.03** Inactive status for one year may be granted by the chair of the Membership Committee to a club that has submitted the proper paperwork, including the minutes of the board meeting or general membership meeting where inactive status was voted upon. Said paperwork must be submitted by the current board as recognized by U.S. Figure Skating. Such status may be continued for an additional time by action of the chair based on the best interests of figure skaters in that area.

- A. Clubs holding inactive status must maintain a board of directors or, at the minimum, club officers. Inactive clubs must file with U.S. Figure Skating headquarters a current list of officers each year.
- B. The current board/officers of a club holding inactive status who wish to return the club to full membership status may apply to the Membership Committee with the proper paperwork, including the minutes of the board meeting or general membership meeting where permanent status was voted upon. Upon approval of the chair of the Membership Committee, the club may be returned to full membership status. No investigation of such clubs will be required, since they are not new member clubs of U.S. Figure Skating. Such clubs are to be reported as having been restored to permanent membership at the next Governing Council meeting.

**MR 9.00 Suspended Member Clubs**

**MR 9.01** A “suspended member club” is a club that has forfeited all of its rights and privileges as a club due to disciplinary action taken against it by the Membership Committee and/or the Board of Directors for violations of U.S. Figure Skating bylaws and/or official rules.

**MR 9.02** Clubs that have been suspended and wish to be considered for return to active membership in U.S. Figure Skating will be required to demonstrate that U.S. Figure Skating bylaw and/or rule violations which caused them to be suspended have been rectified. Return to active status will be by vote of the Governing Council with prior approval of the Board of Directors.

## Rules for Collegiate Clubs

### **MR 10.00 Applying to Become a Collegiate Club**

**MR 10.01** Any college or university may become a collegiate club member at any time upon written application, compliance with the requirements of U.S. Figure Skating and approval of its application by the Membership Committee. To qualify for membership as a collegiate club the applicant must:

- A. Be an individual college or university as defined in Article V, Section 1 (A)(i)(b), of the U.S. Figure Skating bylaws, and agree to abide by these rules;
- B. File application on the forms supplied by U.S. Figure Skating headquarters or on the Members Only site;
- C. Submit with the application, payment of the annual dues specified for collegiate clubs.

### **MR 10.02 Dues of Collegiate Clubs**

Membership dues are determined by the Membership Committee and approved by the Board of Directors and will reflect the costs of providing services. This information will be published on the Members Only site under the Members tab no later than January 1 each season.

### **MR 10.10 Privileges of Collegiate Clubs**

**MR 10.11** Collegiate clubs have the privilege of hosting test sessions, hosting intercollegiate competitions, obtaining performance sanctions and having home club members. Collegiate clubs do not have voting rights at Governing Council.

**MR 10.12** Any collegiate club that has not paid dues, registration fees or other financial obligations due to U.S. Figure Skating will lose all privileges of membership until such dues are paid.

## Rules for Aspire

### **MR 20.00 Aspire Registered Programs**

An Aspire program is a program that has been registered with U.S. Figure Skating and remains in good standing.

### **MR 20.10 Dues of Aspire Programs and Members**

Membership dues for Aspire programs and, separately, Aspire members are determined by the Membership Committee and approved by the Board of Directors and will reflect the costs of providing services. This information will be published on the Members Only site under the Members tab no later than January 1 each season.

### **MR 20.20 Privileges of Aspire Members**

**MR 20.21** Aspire membership is available to persons registered for and participating in Aspire programs, including members of Aspire-level teams who join through a registered Aspire program run by either a U.S. Figure Skating member club or a rink

**MR 20.22** Aspire members are eligible to take the following tests, and no higher tests: pre-preliminary skating skills, adult pre-bronze skating skills, pre-preliminary singles, adult pre-bronze singles, and preliminary pattern dances (partnered and solo, lead and follow).

**MR 20.23** Individuals must have never been a full member of U.S. Figure Skating through a full member or collegiate club, or an individual, subsequent individual or individual collegiate member directly with U.S. Figure Skating as defined in Article V, Section 1, of the U.S. Figure Skating bylaws.

**MR 20.24** Aspire members are not eligible to serve as delegates to the Governing Council and will have no voting rights with respect to the governance of U.S. Figure Skating.

**MR 20.25** If the Aspire program is affiliated with a member club, Aspire members will count toward the total number of registered members for the purpose of determining full member club delegates and for the purpose of determining annual dues of member clubs.

**MR 20.26** Any Aspire member who has not paid dues, registration fees or other financial obligations due to U.S. Figure Skating will lose all privileges of membership until such dues are paid.

## Rules for Learn to Skate USA®

### **MR 30.00 Learn to Skate USA® Registered Programs**

A Learn to Skate USA® program is a program that has been registered with U.S. Figure Skating and remains in good standing. See rule MR 30.10 (B) for information regarding participation in ice shows or exhibitions as well as rule MR 30.10 and rule 3110 for more information regarding Compete USA competition sanctions.

### **MR 30.10 U.S. Figure Skating Policy on Learn to Skate USA®**

- A. The role of Learn to Skate USA® is the development of basic skills skating in the United States, and whose members are U.S. Figure Skating members pursuant to Article V, Section 1 (B)(v), of the U.S. Figure Skating bylaws.
- B. U.S. Figure Skating agrees that the participation of U.S. Figure Skating members in skating activities endorsed by Learn to Skate USA®, such as recitals, shows and exhibitions, and tests is hereby permitted without violating the rules of U.S. Figure Skating, provided that such activities (1) are conducted by Learn to Skate USA® registered rinks, clubs or skating schools in their normal course of business; (2) are not conducted by or for the benefit of a third party that exceeds the spirit of this special permission; (3) do not include the participation of U.S. Figure Skating member skaters who are or have been active U.S. Figure Skating Championships competitors at or above the junior level within the past two years

unless participation has been permitted as described below; and (4) are not intended for television or Internet broadcast or rebroadcast. This paragraph represents a grant of special permission from U.S. Figure Skating, in the spirit of cooperation with Learn to Skate USA®, to allow its members to participate in skating activities endorsed by Learn to Skate USA® without the need for a separate U.S. Figure Skating sanction. However, Learn to Skate USA® activities exceeding the scope of this paragraph are not covered in this grant of special permission; therefore, U.S. Figure Skating members participating in such activities will be in violation of the rules and policies of U.S. Figure Skating unless U.S. Figure Skating approval by way of sanction, Eligible Skater's Compensation Agreement (ESCA) or special permission is obtained.

C. Compete USA competitions are governed separately by the specific rules for Compete USA competitions.

**MR 30.11** Learn to Skate USA® is entirely independent from, and not a prerequisite to, the official figure, skating skills, singles, pair or dance tests of U.S. Figure Skating.

**MR 30.20 Dues of Learn to Skate USA® Members**

The dues of Learn to Skate USA® members will be determined by the Board of Directors and published annually on the program's Web page at [learntoskateusa.com](http://learntoskateusa.com). Upon payment of dues, Learn to Skate USA® members will receive a membership card and other information as applicable.

**MR 30.30 Privileges of Learn to Skate USA® Members**

**MR 30.31** Learn to Skate USA® members are eligible to participate in Learn to Skate USA® activities, including, but not limited to, Compete USA events.

**MR 30.32** Learn to Skate USA® members are not eligible to participate in the U.S. Figure Skating test structure.

**MR 30.33** Any Learn to Skate USA® member who has not paid dues, registration fees or other financial obligations due to U.S. Figure Skating will lose all privileges of membership until such dues are paid.

### Rules for Teams

**MR 40.00 Applying for Membership as a Team**

**MR 40.01** Teams consist of registered members who are subject to the rules of U.S. Figure Skating. Any team may become a team member of U.S. Figure Skating at any time upon written application, compliance with the requirements of U.S. Figure Skating and approval of its application by the Membership Committee. To qualify for membership as a team the applicant must:

A. File application on the forms supplied by U.S. Figure Skating headquarters or online at [usfigureskating.org](http://usfigureskating.org);

B. Submit, with the application, payment of the annual dues specified for the applicable team membership;

C. Be in good standing within the meaning of these rules.

**MR 40.10 Categories of Teams**

A. High school teams

B. Intercollegiate teams

C. Synchronized skating teams

D. Theatre On Ice teams

**MR 40.20 Dues of Teams**

Membership dues are determined by the Membership Committee and approved by the Board of Directors and will reflect the costs of providing services. This information will be published on the Members Only site under the Members tab no later than January 1 each season.

**MR 40.30 Privileges of Teams**

**MR 40.31** Registered teams, if otherwise eligible, may participate in U.S. Figure Skating sanctioned activities.

**MR 40.32** Any team that has not paid dues, registration fees or other financial obligations due to U.S. Figure Skating will lose all privileges of membership until such dues are paid.

**MR 40.40 Members of Teams Not in Good Standing**

Teams may submit to U.S. Figure Skating headquarters, at any time, a list of their team members who are not in good standing with their team. See rule MR 50.30 for more information.

### Rules for Members of Member Clubs

**MR 50.00 Applying to Become a Home Club Member**

**MR 50.01** Any individual desiring to become a home club member of U.S. Figure Skating must apply directly to the club they wish to join.

**MR 50.02 Members of More than One Member Club**

When persons are members of more than one member club, they must designate one to be their "home club." This club will be the one that issues such person a registration card and will be the club such person represents as a competitor, test candidate, exhibitor, club officer, official in figure skating or delegate to the Governing Council. In the case of a competitor in qualifying competitions, the U.S. Figure Skating member club shown on the skater's entry form will remain the skater's club of representation throughout that competitive season. See rule 2211 (B).

### **MR 50.03 Changing Home Club Designation**

Persons desiring to change the designation of their home club to another member club during the current U.S. Figure Skating membership year must be released by one of the club officers (president, vice president, secretary, treasurer) of their previous club, indicating that the departing member has satisfied all financial obligations to that club.

- A. The member club so designated must remain the home club for such person for the balance of the current skating year or will change relative to rule MR 50.02 and rule 2211 (B).
- B. For a change of status from club to club to occur, the new club will request the change via the Members Only site, and the previous club will release the member via the Members Only site.

### **MR 50.04 Changing Between Home Club and Individual Membership**

Persons may not be individual members and home club members simultaneously.

- A. U.S. Figure Skating headquarters must be notified immediately of a change from individual to home club membership through submission of a Notice of Change in Home Club via the Members Only site. The same registration number will be retained, but U.S. Figure Skating headquarters will not collect an additional fee for the same fiscal year.
- B. Persons changing from home club membership to individual membership must submit, along with their application and full individual member dues, a letter from their current club indicating that they have fulfilled their financial obligation to said club.

### **MR 50.05 Financial Obligations**

It is the responsibility of the departing member and the home club to settle any such financial obligations to that club.

- A. If the member has met all financial obligations, the previous club must release the member within 30 days or be subject to disciplinary action, including suspension.
- B. If the member has not met all financial obligations to the previous club, the release may be withheld, but the previous club must notify the member and the new club that the release is being withheld, and the reason for such decision, within 30 days.

### **MR 50.10 Categories of Home Club Members**

**MR 50.11** U.S. Figure Skating offers the following membership categories for home club members of member clubs and collegiate clubs:

- A. **First family:** The first family member to register for a full membership receives all privileges of a full U.S. Figure Skating membership, including a registration card and a subscription to SKATING magazine.
- B. **Introductory:** The introductory membership is available only through a member club and only to individuals who have never been a home club member or an individual member as defined in Article V, Section 1, of the U.S. Figure Skating bylaws. Introductory membership carries the same privileges as a first family membership. It is offered at a discounted rate for one-year only, and no individual may be an introductory member for more than one year, even if their membership lapses.
- C. **Subsequent family:** The subsequent membership is available for related persons residing at the same address as a first family or introductory member. Subsequent family membership carries the same privileges as a full membership except the subscription to SKATING magazine.
- D. **Collegiate:** The collegiate membership is a four-year full membership available at a discounted rate. Collegiate membership carries the same privileges as a first family member for the four-year duration.

### **MR 50.20 Dues of Home Club Members of Member Clubs and Collegiate Clubs**

**MR 50.21** Each home club member will pay annual dues. Such registrants may register only as members of their designated home club provided; however, such registration does not preclude such registrant from changing their designated home club in the course of a membership year in accordance with any rules governing such change. Membership dues are determined by the Membership Committee and approved by the Board of Directors and will reflect the costs of providing services. This information will be published on the Members Only site under the Members tab no later than January 1 each season.

### **MR 50.30 Privileges of Home Club Members**

**MR 50.31** In addition to any privileges specified in rule MR 50.11, privileges of home club members include, but are not limited to:

- A. Participating in U.S. Figure Skating sanctioned activities, including, but not limited to, test sessions, sanctioned performance activities and sanctioned competitions.
- B. Being appointed as a delegate to the Governing Council according to Article VII, Section 2, of the U.S. Figure Skating bylaws, if otherwise qualified according to Article VII, Section 1, of the U.S. Figure Skating bylaws.
- C. Serving, if elected or appointed, in any office or position, including for their home club, and exercising all voting and other rights pertaining to the office or position so held.
- D. Serving, if otherwise qualified, as a U.S. Figure Skating official.

**MR 50.32** Any home club member who has not paid dues, registration fees or other financial obligations due to U.S. Figure Skating will lose all privileges of membership until such dues are paid.

#### **MR 50.40 Members Not in Good Standing**

Member clubs may submit to U.S. Figure Skating headquarters, at any time, a list of their home club members or U.S. Figure Skating individual members not in good standing with said club. U.S. Figure Skating may also flag a member as not in good standing for outstanding financial obligation, i.e. qualifying competition entry fees. Such members will be flagged in the U.S. Figure Skating database and will be restricted from all U.S. Figure Skating activities including, but not limited to, testing, competing, coaching, partnering tests, officiating at U.S. Figure Skating sanctioned events or serving as an officer, director or committee member for U.S. Figure Skating or one of its member clubs, collegiate clubs or school-affiliated clubs until such financial matter has been resolved. Outstanding financial obligation is the only valid reason for submitting a member on this list.

### **Rules for Individual Members**

#### **MR 60.00 Applying to Become an Individual Member**

**MR 60.01** Any individual may become an individual member of U.S. Figure Skating at any time upon written application and compliance with the requirements of U.S. Figure Skating. To qualify for individual membership the applicant must:

- A. File application on the forms supplied by U.S. Figure Skating headquarters or online at [usfigureskating.org](https://usfigureskating.org);
- B. Submit, with the application, payment of the annual dues specified for individual members;
- C. Be in good standing within the meaning of these rules.

**MR 60.02** For information on changing between individual and home club membership, please see rule MR 50.04.

#### **MR 60.10 Categories of Individual Members**

**MR 60.11** U.S. Figure Skating offers the following membership categories for individual members:

- A. ***First family:*** The first family member to register for a full membership receives all privileges of a full U.S. Figure Skating membership, including a registration card and a subscription to SKATING magazine.
- B. ***Subsequent family members:*** The subsequent membership is available for related persons residing at the same address as a first family member. Subsequent family membership carries the same privileges as a full membership except the subscription to SKATING magazine.
- C. ***Collegiate:*** The collegiate membership is a four-year full membership available at a discounted rate. Collegiate membership carries the same privileges as a first family member for the four-year duration.

#### **MR 60.20 Dues of Individual Members**

Membership dues are determined by the Membership Committee and approved by the Board of Directors and will reflect the costs of providing services. This information will be published on the Members Only site under the Members tab no later than January 1 each season.

#### **MR 60.30 Privileges of Individual Members**

**MR 60.31** In addition to any privileges specified in rule MR 60.11, privileges of individual members include, but are not limited to:

- A. Participating in U.S. Figure Skating sanctioned activities, including, but not limited to, test sessions, performance activities and competitions.
- B. Being appointed as a delegate to the Governing Council according to Article VII, Section 3, of the U.S. Figure Skating bylaws, if otherwise qualified according to Article VII, Section 1, of the U.S. Figure Skating bylaws.
- C. Serving, if elected or appointed, in any office or position, including for their home club, and exercise all voting and other rights pertaining to the office or position so held.
- D. Serving, if otherwise qualified, as a U.S. Figure Skating official.

**MR 60.32** Any individual member who has not paid dues, registration fees or other financial obligations due to U.S. Figure Skating will lose all privileges of membership until such dues are paid.

### **Rules for Coach Members<sup>2</sup>**

#### **MR 70.00 Applying to Become a Coach Member**

**MR 70.01** Any individual desiring to become a coach member must obtain a U.S. Figure Skating membership as a member of a member club or as an individual member.

**MR 70.02** Coach members must be a first family member, whether registered by a member club or as an individual member. If more than one related coach resides at the same address, all coaches must purchase a first family membership.

#### **MR 70.10 Dues of Coach Members**

**MR 70.11** The dues of coach members will include the costs of a background check, continuing education and certification requirements, and professional benefits and services established by the coach development and education program.

**MR 70.12** The cost of the coach registration will be approved annually by the Board of Directors and will reflect the costs of providing such services.

---

<sup>2</sup> Notwithstanding the presentation of the amendments to Sections 1 and 10 of this Article V pertaining to coach members in the 2023-2024 Rulebook and the corresponding provisions of MR 70.00, such amendments and provisions will be implemented as of July 1, 2024, when U.S. Figure Skating coach membership opens for registration. This footnote will be deleted with publication of the 2024-2025 Rulebook.

### **MR 70.20 Privileges of Coach Members**

**MR 70.21** In addition to any privileges specified in rules MR 50.11 and 60.11, privileges of coach members include, but are not limited to:

- A. Participating in U.S. Figure Skating sanctioned activities, including, but not limited to, test sessions, performance activities and competitions.
- B. Serving on the Coaches Council, voting for members to serve on the Coaches Council, and serving as coach members of committees.
- C. Being appointed as a delegate to the Governing Council according to Article VII, Section 2 or Section 3, of the U.S. Figure Skating bylaws, if otherwise qualified according to Article VII, Section 1, of the U.S. Figure Skating bylaws.
- D. Serving, if elected or appointed, in any office or position, including for their home club, and exercising all voting and other rights pertaining to the office or position so held. For exceptions see rule MR 5.01 (K)(2).
- E. Serving, if otherwise qualified, as a U.S. Figure Skating official.

### **Rules for Honorary Members**

#### **MR 80.00 Dues of Honorary Members**

**MR 80.01** Honorary members of U.S. Figure Skating are exempt from the payment of all U.S. Figure Skating membership dues.

#### **MR 80.10 Privileges of Honorary Members**

- A. Honorary members have all the privileges of home club members with the exception that honorary members who are not listed as a member of a home club have no voting rights at Governing Council.
- B. Honorary members who wish to be listed as a member of a home club must pay any applicable club dues to said club, and the club will request a membership transfer for the honorary member. Honorary members who are listed as a member of a home club may be appointed as a delegate to the Governing Council according to Article VII, Section 2, of the U.S. Figure Skating bylaws.
- C. Honorary members may serve, if elected or appointed, in any office or position and exercise all voting and other rights pertaining to the office or position so held.

### **Rules for Supportive Members**

#### **MR 90.00 Dues and Benefits of Supportive Members**

Dues and benefits of supportive members will be determined by the Board of Directors.

#### **MR 90.10 Privileges of Supportive Members**

Supportive members are entitled to the privileges specified in Article V, Section 7, of the U.S. Figure Skating bylaws and as set forth in these rules.

- A. Supportive members are entitled to the benefits defined each season.
- B. Supportive members:
  - 1. Have no voting rights with respect to the government of U.S. Figure Skating;
  - 2. Are not eligible to participate in U.S. Figure Skating sanctioned activities, including, but not limited to, test sessions, performance activities and competitions.
  - 3. Are not eligible to serve in any office or position.
  - 4. Are not eligible to serve as officials.
  - 5. Are not eligible to serve as coaches.



## **Performance Sanctions and Eligibility Rules**

(See rule sections 1100 and 3000 for rules regarding competition sanctions.)

### **PSER 1.00 Authority to Establish Eligibility Standards**

**PSER 1.01** As national governing body of figure skating on ice in the United States, U.S. Figure Skating is authorized under the Ted Stevens Olympic and Amateur Sports Act, 36 U.S.C. § 220501 et seq. (the “Sports Act”) (1) to establish procedures for determining eligibility standards for participation in competition, and (2) to certify, in accordance with applicable international rules, the eligibility of skaters to represent the United States in international competitions. The purpose of these eligibility rules is to establish the basis for eligibility of U.S. Figure Skating members under applicable U.S. Figure Skating and ISU rules.

- A. U.S. Figure Skating, as a member of the ISU, is required to follow the ISU eligibility rules for ISU activities and competitions, and is authorized under ISU rules to handle matters concerning eligibility not otherwise foreseen in ISU rules in a manner consistent with the spirit and intent of the ISU eligibility rules.
- B. U.S. Figure Skating administers its own rules to ensure the eligibility of qualified United States skaters and officials to participate in ISU activities and competitions to include:
  - 1. The definition of eligible person;
  - 2. The maintenance and administration of rules governing standards of participation in U.S. Figure Skating activities by eligible persons and others;
  - 3. The classification of eligible persons;
  - 4. The reinstatement of persons whose eligibility has been lost, restricted or suspended;
  - 5. The investigation and discipline for violations.
- C. U.S. Figure Skating is authorized under ISU rules to reinstate ineligible persons for U.S. Figure Skating activities and competitions, as U.S. Figure Skating may deem desirable; however, reinstatement of ineligible persons by U.S. Figure Skating for U.S. Figure Skating activities and competitions does not ensure that such persons will be eligible to participate in ISU activities and competitions.

### **PSER 1.02 Authority to Protect Athlete Eligibility and to Revoke a Sanction**

- A. U.S. Figure Skating may take action, including as specified in these Performance Sanctions and Eligibility Rules, that is intended to protect the eligibility of U.S. Figure Skating skaters unless doing so would be a violation of the Ted Stevens Olympic and Amateur Sports Act, 36 U.S.C. § 220501 et seq. (the “Sports Act”) or Article IX of the USOPC Bylaws.
- B. In the event U.S. Figure Skating determines that an event is to be conducted with eligible U.S. Figure Skating skaters without first obtaining the required sanction or approval, U.S. Figure Skating will have the authority to use its best efforts to protect the eligibility of U.S. Figure Skating skaters, including, but not limited to, advising U.S. Figure Skating skaters of the risk to their eligibility should they elect to participate in the event and counseling them to refrain from participating in the event.
- C. In the event U.S. Figure Skating determines that a properly sanctioned or approved event in which eligible U.S. Figure Skating skaters are scheduled to participate will be conducted outside the scope of the sanction or permission, therefore jeopardizing the eligibility of U.S. Figure Skating skaters, U.S. Figure Skating will have the authority to revoke the sanction or permission; furthermore, U.S. Figure Skating will have the authority to use its best efforts to protect the eligibility of U.S. Figure Skating skaters, including, but not limited to, advising U.S. Figure Skating skaters of the risk to their eligibility if they elect to participate in the event and counseling them to refrain from participating in the event.

### **PSER 2.00 Enforcement of Eligibility Rules**

**PSER 2.01** Individuals requesting registration as a member of U.S. Figure Skating must apply for the appropriate skating classification as defined in rules PSER 4.11, PSER 4.21, PSER 4.31, PSER 4.41, PSER 4.42 and PSER 4.51. The vice chair of sanctions and eligibility on the Membership Committee will have authority to audit the classification applied for and to revise it according to these rules. Persons applying for membership in U.S. Figure Skating for the first time are not subject to the provisions of rule section PSER 3.00 for conduct occurring prior to their application for membership.

**PSER 2.02** It is the responsibility of the vice chair of sanctions and eligibility on the Membership Committee to investigate all matters pertaining to enforcement of these rules and the different membership classifications registered with U.S. Figure Skating. The vice chair will determine whether or not violations have been made. Any eligible person who admits to violating or is proven to have violated U.S. Figure Skating Performance Sanctions and Eligibility Rules will be subject to appropriate action, which may include the changing of the membership status of the person. See rule PSER 3.00. The vice chair will notify the individual, the home club (or collegiate club if such individual is a student), U.S. Figure Skating headquarters and any affected permanent committee, and will report at the next regular meeting of the Board of Directors.

### **PSER 3.00 Discipline**

**PSER 3.01** Eligible skaters who knowingly participate in an activity that requires U.S. Figure Skating sanction or approval, but which activity does not, in fact, have such sanction or approval, will be subject to disciplinary action under Article XXV, Section 1, of the bylaws by U.S. Figure Skating for such participation. Such discipline may include the loss of eligibility, after fair notice and opportunity for a hearing, should one be requested pursuant to U.S. Figure Skating Grievance Committee and Ethics Committee Rules and Procedures. The decision to discipline an eligible skater may be mitigated if the eligible skater establishes, by a preponderance of the evidence, facts which demonstrate that, at the time of participation, the skater was under

a good faith understanding from the sponsoring organization or individual that such activity had been properly sanctioned or approved.

**PSER 3.02** Any member club that violates a Performance Sanctions and Eligibility Rule will be subject to disciplinary action under Article XXV, Section 1, of the U.S. Figure Skating bylaws, which may include the loss of member club status. In addition to any other disciplinary action that may be brought against it, any member club failing to secure a sanction for any event or activity requiring U.S. Figure Skating sanction or approval will be restricted from hosting events or activities requiring a U.S. Figure Skating sanction or approval for a period of time not to exceed one year.

A. For the purposes of the Performance Sanction and Eligibility Rules, a member club is a club holding either full, provisional or interim membership in U.S. Figure Skating under whose auspices an ice show or exhibition is held.

**PSER 3.03** Any eligible skater who accepts a gift in violation of the provisions of rule section PSER 8.00 will be restricted from participating in events or activities requiring a sanction or contract for a period of time not to exceed one year.

**PSER 3.04** Any eligible person who violates a U.S. Figure Skating Performance Sanctions and Eligibility Rule is subject to the loss of eligibility or other disciplinary action. However, unless such person voluntarily relinquishes their eligibility, such person may not be declared ineligible or have their eligibility suspended without first being accorded fair notice and an opportunity for a hearing, should one be requested, in accordance with U.S. Figure Skating Grievance Committee and Ethics Committee Rules and Procedures. No discipline or other action affecting eligibility will be taken under this provision if to do so would be a violation of the Sports Act or Article IX of the United States Olympic and Paralympic Committee Bylaws.

**PSER 3.05** No eligible U.S. Figure Skating athlete, nor any U.S. Figure Skating coach or official, may be declared ineligible to participate in any U.S. Figure Skating sanctioned competition, or other competitions in which his or her rights have been accorded protection under the Sports Act, without first being provided fair notice and an opportunity for a hearing, should one be requested, in accordance with U.S. Figure Skating Grievance Committee and Ethics Committee Rules and Procedures.

**PSER 3.06** Subject to the requirements of the Sports Act, the vice chair of sanctions and eligibility on the Membership Committee or the president of U.S. Figure Skating will have the right to order the issuance of further sanctions or the approval of contracts be refused to any eligible skater who has been charged with violation of these Performance Sanctions and Eligibility Rules, and the order of refusal will remain in effect until the questionable action has been satisfactorily explained or acted upon by the appropriate authority.

**PSER 3.07 Right of Appeal**

Any person whose eligibility rights and privileges have been altered by action of U.S. Figure Skating will have the right of appeal by filing a grievance as provided in Article XXV, Section 1, of the U.S. Figure Skating bylaws.

**PSER 4.00 Participation in U.S. Figure Skating Activities According to Eligibility Status**

**PSER 4.10 Eligible Status**

**PSER 4.11** An “eligible person” is an individual who is in compliance with the eligibility rules of U.S. Figure Skating and, as applicable, the ISU; and who is registered with U.S. Figure Skating as a member of a U.S. Figure Skating club or collegiate club, or as an individual member of U.S. Figure Skating. See rules GR 2.02 and PSER 2.01.

**PSER 4.12** One must be an eligible person to:

- A. Compete in U.S. Figure Skating competitions;
- B. Unless otherwise provided in rule PSER 4.70, serve as a U.S. Figure Skating referee, judge, accountant, music coordinator or announcer;
- C. Serve as an officer of U.S. Figure Skating; however, such officers cannot be restricted persons as defined in rule PSER 4.51.

**PSER 4.13** Eligible persons, as defined in rule PSER 4.11, may participate in the following, except as otherwise noted:

- A. All U.S. Figure Skating activities, including competitions sanctioned and/or conducted in accordance with U.S. Figure Skating rules as provided in this rulebook;
- B. As an elected officer, board member, committee chair and committee member of U.S. Figure Skating;
- C. As an elected officer or board member in member clubs;
- D. As a Governing Council delegate in accordance with U.S. Figure Skating rules and bylaws;
- E. As a technical panel official in accordance with rule PSER 4.70;
- F. As an eligible coach, as that term is defined in rules PSER 4.21;
- G. Serve in any capacity for Special Olympics;
- H. ISI-endorsed tests, competitions and exhibitions with limitations as provided by the Policy on Participation in ISI-Endorsed Recreational Activities;
- I. Vote in Governing Council.

**PSER 4.14** Eligible skaters must request and receive permission from U.S. Figure Skating in accordance with rules PSER 7.01 and PSER 7.02 prior to participating for payment in any appearance, endorsement or exhibition performance.

**PSER 4.15** It is the responsibility of an eligible person to notify the U.S. Figure Skating headquarters when such person has decided to relinquish their eligible status.

#### **PSER 4.20 Eligible Coach Status**

**PSER 4.21** An “eligible coach” is an eligible person who is paid to coach or instruct skaters in skating and related activities, but who has not otherwise participated in an activity that causes that person to become ineligible. See rule PSER 4.32.

**PSER 4.22** Eligible coaches, as defined in rule PSER 4.21, may participate in the following U.S. Figure Skating activities:

- A. Eligible coaches may not serve as accountants, judges, referees or technical controllers at U.S. Figure Skating competitions while they continue to coach. Eligible coaches may serve as test judges at test sessions within the parameters of rule DOR 5.03.
- B. Eligible coaches, while entitled to the privileges of eligibility to participate in U.S. Figure Skating activities, remain subject to ISU rules restricting their eligibility to serve as a referee, assistant referee, judge or technical controller in ISU events or international competitions sanctioned by the ISU or a member of the ISU, or to hold certain positions in the ISU.
- C. A reinstated or readmitted person may become an eligible coach under the rules of U.S. Figure Skating, but his or her privileges of participation are limited in accordance with the applicable U.S. Figure Skating rules governing reinstated and readmitted persons (rules PSER 4.41 and PSER 4.42 respectively), as well as with the rules of the ISU governing participation in ISU activities and competitions.

#### **PSER 4.30 Ineligible Status**

**PSER 4.31** An “ineligible person” is a person who has engaged in activities that constitute a violation of these Performance Sanctions and Eligibility Rules, has been declared ineligible, and has not been reinstated by U.S. Figure Skating as an eligible person. See rule PSER 4.35.

**PSER 4.32** A person becomes ineligible to participate in U.S. Figure Skating activities and competitions, unless otherwise provided in rule PSER 4.35, by:

- A. Participating, without the prior express authorization of U.S. Figure Skating (by sanction, written permission, rule or agreement), in any capacity, in a skating competition, exhibition or tour;
- B. Participating in a competition conducted by officials (referees, judges and accountants) who are not officials on a list approved by U.S. Figure Skating, the ISU or an ISU member, except as otherwise permitted under U.S. Figure Skating rules;
- C. Participating in an event not sanctioned by U.S. Figure Skating, the ISU or an ISU member without the permission of U.S. Figure Skating to do so;
- D. Participating in an international competition not conducted under ISU regulations; or
- E. Failing to comply with the requirement to obtain the prior written consent of U.S. Figure Skating to receive payment for appearances, endorsements and exhibition performances or to comply with any conditions placed upon receipt of such payment. See rule PSER 7.01.
- F. Any other breach of these Performance Sanctions and Eligibility Rules.

**PSER 4.33** Participation in the following activities will be governed in accordance with U.S. Figure Skating rules and policies pertaining to those events, and rule PSER 4.32 (A–E) will not apply:

- A. Club competitions conducted between members of one club;
- B. ISI tests, competitions and other ISI skating events in accordance with the Policy on Participation in ISI-Endorsed Recreational Activities; and
- C. Competitions conducted under the auspices of the State Games.

**PSER 4.34** If a person has not breached the eligibility rules, but instead is disqualified or suspended under applicable U.S. Figure Skating rules or bylaws, the eligibility status of that person is not affected. However, depending upon the terms of the disqualification or sanction, that person’s right to participate in competitions and activities of U.S. Figure Skating or the ISU may be limited.

**PSER 4.35** Ineligible persons as defined in rule PSER 4.31 may participate in the following U.S. Figure Skating activities:

- A. Tests, as a skater or partner, but not as an official;
- B. As a Governing Council delegate, including athlete delegate, in accordance with U.S. Figure Skating rules and bylaws;
- C. Judging Compete USA competitions, and emotional performance and lyrical pop/character/comedy events at the U.S. Adult Figure Skating Championships and adult sectional championships;
- D. Ice shows and exhibitions, as a skater.
- E. As a member of a member club (if eligible under the member club’s bylaws);
- F. As a director of a member club, in accordance with the provisions of rules MR 2.09 and MR 5.01 (K), if permitted to do so under the bylaws of that member club;
- G. As a member of the Board of Directors of U.S. Figure Skating and other U.S. Figure Skating committees, but not as an elected officer of U.S. Figure Skating.

#### **PSER 4.40 Reinstatement from Ineligible Status**

**PSER 4.41** A “reinstated person” is a member of U.S. Figure Skating who was an ineligible person, but who has been reinstated by U.S. Figure Skating as an eligible person, with certain limitations. See rule PSER 4.48.

**PSER 4.42** A “readmitted person” is a member of U.S. Figure Skating who has been reinstated by U.S. Figure Skating as an eligible person for the second time, with certain limitations. See rule PSER 4.49.

**PSER 4.43** Individuals may apply for reinstatement from ineligible status in accordance with rule PSER 4.40 or may contest the alteration of their status as provided under rule PSER 3.07.

**PSER 4.44** The vice chair of sanctions and eligibility on the Membership Committee will have the authority to reinstate an ineligible person to eligible status or readmitted status for purposes of participation in U.S. Figure Skating activities and competitions. A person seeking reinstatement must fill out the Application for Reinstatement and send it to the vice chair for review and approval. The vice chair will provide a summary report of reinstated and readmitted persons to the Board of Directors at its fall and spring meetings.

- A. All ineligible persons wishing to reinstate for the purpose of competing in U.S. Figure Skating qualifying and nonqualifying competitions must submit their Application for Reinstatement to the vice chair no later than 30 days prior to the closing date for entries for the competition in which they intend to compete.
- B. An application for reinstatement (for eligible or readmitted status) pursuant to rule PSER 4.44 will be made on the standard Application for Reinstatement available from U.S. Figure Skating headquarters or on the Members Only site;
- C. The applicant must be a registered member of U.S. Figure Skating;
- D. A club officer will approve the application for reinstatement if the individual is a member of a club;
- E. The applicant agrees to honor all the rules of eligible status after filing the application and, if reinstated or readmitted, to abide by these rules; and
- F. Any falsification of information on the application will result in cancellation of the application.

**PSER 4.45** If an Application for Reinstatement of an ineligible person is granted by U.S. Figure Skating, such individual will be classified as a reinstated person, with all the privileges accorded reinstated persons listed in rule PSER 4.48.

**PSER 4.46** A former reinstated person seeking reinstatement for a second time under the rules of U.S. Figure Skating must apply for readmitted status under the provisions of rule PSER 4.44 and, if granted, will be classified as a readmitted person with all the privileges accorded to readmitted persons listed in rule PSER 4.49.

**PSER 4.47** Reinstatement or readmission to eligible status by U.S. Figure Skating applies only to the privilege to participate in U.S. Figure Skating activities. A person reinstated or readmitted by U.S. Figure Skating is not eligible to participate in activities and competitions conducted under the auspices of the ISU, except as provided under the rules of the ISU. Only the ISU will have the authority to reinstate an ineligible person to eligible status for purposes of participating in the activities and competitions of the ISU. Procedures for applying to the ISU for reinstatement are found in the ISU regulations.

**PSER 4.48** Reinstated persons as defined in rule PSER 4.41 may participate in all U.S. Figure Skating activities in which an eligible person is entitled to participate (see rule PSER 4.13). However, a reinstated person may, pursuant to the rules of the ISU, have certain limitations on their eligibility to participate in ISU activities and competitions.

**PSER 4.49** Readmitted persons as defined in rule PSER 4.42 may participate in all U.S. Figure Skating activities in which an eligible person is entitled to participate (see rule PSER 4.13), except a readmitted person may not participate as a skater in U.S. Figure Skating sanctioned qualifying competitions. In addition, a readmitted person may have certain restrictions on their eligibility to participate in ISU activities and competitions.

#### **PSER 4.50 Restricted Status**

**PSER 4.51** A “restricted person” is someone who is not qualified to participate fully in the activities of U.S. Figure Skating for a period of time. In addition, restricted persons may be subject to further limitations on their privilege to participate in certain activities under the rules of the ISU. See rules PSER 4.50, PSER 4.55 and MR 5.01 (K).

**PSER 4.52** Persons not otherwise ineligible under other provisions of these rules may have their eligibility rights restricted if they receive remuneration for ownership or management of an ice show, ice arena, skating exhibition tour or non-sanctioned competition. (A person will be considered an owner or manager if, through investment or paid employment, that person makes decisions regarding the operation of an ice show, ice arena, skating exhibition tour or non-sanctioned competition).

**PSER 4.53** Individuals may apply for removal of their restriction in accordance with rule PSER 4.60 or may contest the alteration of their status as provided under rule PSER 3.07.

**PSER 4.54** All persons under restricted status are restricted while they engage in the above activities and for 90 days thereafter. During the time of restriction, such persons are eligible for limited participation in U.S. Figure Skating activities. See rules PSER 4.55 and MR 5.01 (K). These persons and remunerated coaches under the rules of the ISU may be further restricted from participating as an official at international competitions, including the Olympic Games, and from holding certain positions within the ISU.

**PSER 4.55** Restricted persons as defined in rule PSER 4.51 may participate in the following U.S. Figure Skating activities:

- A. Club competitions or sanctioned nonqualifying competitions, as a skater, but not as an official;
- B. Tests, as a skater, but not as an official;
- C. As a Governing Council delegate, including athlete delegate, in accordance with U.S. Figure Skating rules and bylaws;
- D. As an eligible coach as provided under rule PSER 4.21, but without the privilege to trial judge or serve as an official unless as otherwise provided in rule PSER 4.70, for U.S. Figure Skating tests or competitions, including the State Games, while restricted;
- E. Judging Compete USA competitions;
- F. Partnering tests;
- G. As a director of a member club, in accordance with the provisions of rule MR 5.01 (K) (maximum of one) and if permitted to do so under the bylaws of the member club, but not as an officer of a member club;
- H. As a member of the Board of Directors of U.S. Figure Skating and other U.S. Figure Skating committees, but not as an elected officer of U.S. Figure Skating; and
- I. As a technical panel official in accordance with rule PSER 4.70.

#### PSER 4.60 Application to Lift Restricted Status

A person whose eligibility is temporarily restricted may apply for lifting their restriction. This will be approved provided no additional violations or infractions have taken place.

- A. To lift the restricted status, a person will send a request in writing to the vice chair of sanctions and eligibility on the Membership Committee.
- B. If there have been no violations of the rules, the vice chair of sanctions and eligibility on the Membership Committee will approve the request and notify the person, U.S. Figure Skating headquarters and any affected permanent committees. A final report will be given at the next regular meeting of the Board of Directors.
- C. All restricted persons in skating intending to compete in U.S. Figure Skating qualifying competitions must request the lifting of any restriction in writing to the vice chair of sanctions and eligibility on the Membership Committee no later than 30 days prior to the closing date for entries for the competition in which they intend to compete.

#### PSER 4.70 Eligibility Classification Table

Activity	Eligible/ Reinstated	Eligible Accountants, Judges, Referees or Technical Controllers	Restricted	Readmitted	Ineligible	Eligible Coach
Tests	Yes	Yes	Yes	Yes	Yes	Yes
Compete in club competitions & sanctioned nonqualifying	Yes	Yes	Yes	Yes	No	Yes
Compete in sanctioned qualifying	Yes	Yes	No	No	No	Yes
Compete in or officiate non sanctioned	No	No	No	No	Yes	No
Commercial ventures	Yes	No	Yes	Yes	Yes	Yes
Paid coaching	Yes *X	Yes *	Yes *	Yes *	Yes *	Yes *
Rink management	No	No	Yes	No	Yes	Yes +
Trial judge	Yes	Yes	No	Yes	No	Yes
U.S. Figure Skating official (PSER 4.12 (B))	Yes	Yes	No	Yes	No	Yes *
Technical panel official	Yes	Yes	Yes	Yes	Yes	Yes
Judge ISI	Yes^	Yes^	Yes	Yes	Yes	Yes^
Judge Compete USA	Yes	Yes	Yes	Yes	Yes	Yes
Partner tests	Yes	Yes	Yes	Yes	Yes	Yes
Governing Council delegate	Yes	Yes	Yes	Yes X	Yes	Yes
Officer of member club	Yes	Yes	No	Yes X	No	Yes X(1)
Elected officer of U.S. Figure Skating	Yes	Yes	No	Yes	No	No
Director of U.S. Figure Skating or member club	Yes	Yes	Yes X	Yes X	Yes	Yes X(2)
<p>* Forfeits right to serve as an accountant, judge, referee or technical controller <u>at competitions</u>. Permitted to serve as a test judge and judge tests as a one-judge minority of a three-judge panel in accordance with U.S. Figure Skating rules and the Ethical Conduct and Conflict of Interest Policy for Officials. Coaches cannot serve as a single-judge panel.</p> <p>X See Membership Rules            + See Restricted Activities            (1) Eligible coaches may not constitute a majority of a club's officers            (2) See MR 5.01 (K)            ^ In accordance with the Policy on Participation in ISI-Endorsed Recreational Activities</p>						

#### PSER 6.00 Performance Sanctions

**PSER 6.01** All ice shows, exhibitions, appearances and entertainment of any kind by eligible skaters must be sanctioned or otherwise approved in writing by U.S. Figure Skating. For exceptions, see rule PSER 6.03. Performance sanctions may be issued by U.S. Figure Skating to member clubs (full, interim or provisional) for performances by eligible skaters with the following requirements:

- A. Ice shows and exhibitions must be held under the auspices and control of a member club located in the same vicinity;
  1. **Auspices and control** is the active participation by a member club in the conduct, management and financial affairs of the events including control of any net gain from the event.
  2. **Vicinity** is the geographical area ordinarily influenced by the communities in which the respective clubs are located. In large cities with more than one club, the neighborhoods and suburbs ordinarily accepted as separate communities would be the criterion.

3. **Exhibition** is a skating performance by an eligible skater(s) by itself or as part of some other entertainment. A **Series of Exhibitions** is a skating performance by an eligible skater(s) by itself or as part of some other entertainment, relating to a single organized event which has repeat performances with the same cast, or where the same exhibition takes place within a 45-day period, or where the same exhibition is performed during a continuous season. See rule PSER 6.04 (B).
  4. **Ice shows** are gala performances where figure skating furnishes the principal entertainment for spectators.
- B. U.S. Figure Skating independent synchronized skating or Theatre On Ice teams may apply for performance sanctions. The team manager of record will be authorized to apply for this sanction. The issuance of performance sanctions to U.S. Figure Skating independent synchronized skating teams, Theatre On Ice teams and U.S. Figure Skating individual members will be limited to their own exhibition performance and/or individual appearance and, if warranted in accordance with PSER 6.01 (D), will not be unreasonably withheld.
  - C. A performance sanction issued to a club will cover all participating eligible skaters, regardless of their home club affiliation. See rule PSER 6.02 (C).
  - D. A member club, independent synchronized skating team or Theatre On Ice team, which uses the principal skating headquarters of another member club for an ice show or exhibition, must receive permission, in writing, by an authorized representative of the home club before a sanction is issued. Such permission will not be unreasonably withheld. A copy of the letter must be attached to the performance sanction application.
  - E. If a scheduling conflict arises from two or more member clubs who wish to host an ice show or exhibition on or near the same date and in the same geographical area, the dispute will be arbitrated by the vice chair of sanctions and eligibility on the Membership Committee.
  - F. A member club's share of the net profits derived from sanctioned events must be used for the promotion of figure skating, an approved charity or the general welfare of the member club. When the member club is not the sole beneficiary, it will receive its fair share of the profits in return for its work and supervision. This amount will be negotiated with the promoter or sponsor in advance and provided in writing to the sanctioning member club.
    1. **Net profits** are the funds remaining after deducting taxes and other expenses of the event from the gross receipts.
    2. **Charity** is a religious, educational or philanthropic organization that receives benefits from an ice show or exhibition.
    3. **Promoter** is an individual or entity who organizes an ice show, exhibition, tour or other event in which figure skating performances are utilized for fiscal benefit.
    4. **Beneficiary** is a member club, charity or not-for-profit organization who takes part in any manner in an ice show, exhibition or series of exhibitions and shares in the net gain.
  - G. The names of all eligible skaters receiving payment (including receipt of a monetary equivalent in goods and services) for performing in or otherwise appearing or endorsing the event must be listed in the sanction application, along with the terms of the financial arrangements with such skaters. If this information is not known at the time of the sanction application, the sanction applicant must provide such information promptly to the vice chair of sanctions and eligibility on the Membership Committee as soon as it is known. (See rule PSER 7.01.)
  - H. All forms of advertising, notices or programs must state that the event is hosted by the member club and sanctioned by U.S. Figure Skating.

**PSER 6.02** An Application for Performance Sanction for ice shows, exhibitions, appearances or entertainment within the United States is required when any of the following conditions are present:

- A. Admission is charged or admission is contingent upon a monetary donation or its equivalent. Admission charges are monetary charges or monetary donations that are collected for performances by eligible skater(s) in ice shows, exhibitions, personal appearances, tours and other events in which figure skating performances are utilized. Regular charges for club parties are not considered admission within the meaning of these rules.
- B. Member club or promoter is recipient of some financial benefit;
- C. Skaters who are not members of the sponsoring club have been invited to participate and have obtained permission from their home club;
- D. The performance is held at a location other than the principal skating headquarters of the sponsoring club as defined in rule MR 1.01;
- E. The event is advertised or the public is invited to attend;
- F. Skaters or synchronized teams exhibit at professional hockey games;
- G. The event is part of a radio or television broadcast. See rule PSER 6.14. Activities in television broadcasts will include performance in television commercials. (See rules PSER 7.01 and PSER 7.02.)

**PSER 6.03** An Application for Performance Sanction for ice shows, exhibitions, appearances or entertainment by eligible skaters is not required for the following situations:

- A. Exhibitions by skaters of one member club with the opportunity to perform for their family and friends. No admission is charged, and the event is not advertised to the general public. Skaters must be current members of the host club.
- B. Exhibitions by students at an educational institution that has a collegiate club, school-affiliated club or hockey club; or the exhibition is in the home rink of the school; or the event is sponsored by an organization or group that is regularly associated with the school; or if eligible skaters have permission of their home club to participate in such school exhibitions;
- C. Promotion or advertisement in the media of a properly sanctioned event or competition, including news reporting on radio, television, motion pictures or in person;
- D. Exhibition in the form of skating school recitals that are held for the sole purpose of providing pupils or instructors of skating schools the opportunity to perform for their family and friends. Skaters must be bona fide pupils of the school;

- E. Demonstration of skills by eligible skaters at U.S. Figure Skating, ISU, ISI and PSA schools, workshops, seminars and conferences.
- F. Ice shows, exhibitions, appearances or skating entertainment endorsed by the ISI in accordance with the Policy on Participation in ISI-Endorsed Recreational Activities.
- G. Ice shows, exhibitions, appearances or skating entertainment endorsed by Learn to Skate USA® in accordance with rule MR 30.10 (B).

**PSER 6.04** An Application for Performance Sanction submitted by a member club, U.S. Figure Skating individual member, U.S. Figure Skating independent synchronized team or U.S. Figure Skating Theatre On Ice team must be made by an authorized representative of a member club, U.S. Figure Skating individual member or team manager, respectively.

- A. The application must be submitted online via the Members Only site to U.S. Figure Skating headquarters at least 14 days before the date of the event. No sanction fees are required unless a sanction application is made fewer than 14 days before the date of the event, in which case a \$25 late processing fee is required.
- B. Only one sanction is required:
  1. For events having repeat performances with the same cast;
  2. For same event within 45-day period;
  3. For an event that is held during a continuous season (i.e. a hockey season or summer session).
- C. The names of all foreign eligible persons must be listed on the application. Foreign eligible skaters must receive permission from their skating federation, and that permission must accompany the performance sanction. See rule PSER 10.00.
- D. Contract(s) between the member club and the promoters or co-sponsors must be attached to the application and approved by the sanctions officer.
- E. If payment (including the receipt of a monetary equivalent in goods or services) is being offered to an eligible skater in conjunction with the event for which a performance sanction is sought, the application must include the names of the eligible skaters receiving payment and the terms of the payment arrangements with such skaters. See rule PSER 7.01.  
Note: Payment does not include the reimbursement of expenses as outlined in rule PSER 8.01 (B).

**PSER 6.05** Upon review and approval by the vice chair of sanctions and eligibility on the Membership Committee, performance sanctions are issued to U.S. Figure Skating member clubs, U.S. Figure Skating individual members, U.S. Figure Skating independent synchronized teams or U.S. Figure Skating independent Theatre On Ice teams by U.S. Figure Skating headquarters. The president of U.S. Figure Skating may also approve a sanction. (For exceptions see rule PSER 6.10).

**PSER 6.06** No sanction will be granted for any event in which the word “Olympic,” or any derivative thereof, is used in any advertisement, announcement or publicity, or in any other manner, without having first obtained the approval of the U.S. Figure Skating chief executive officer, who must first obtain consent of the USOPC.

**PSER 6.07 Special Olympics Events**

Registered Special Olympics skaters may participate in any event for Special Olympics athletes without jeopardizing their eligible status. See rule PSER 4.13.

**PSER 6.10 Special Performance Sanctions**

**PSER 6.11** The president of U.S. Figure Skating or the chief executive officer of U.S. Figure Skating may issue special performance sanctions for exhibitions at professional sports events that provide a substantial benefit (\$1,000 or more) to the unrestricted funds of the Memorial Fund. A special sanction may also be issued for events of unusual or national prominence, not necessarily sponsored by member clubs, in which charities or other worthwhile causes are promoted; i.e. the Memorial Fund and Olympic Games. See rule PSER 9.01.

**PSER 6.12** When requests are received by U.S. Figure Skating to sanction an event that is not or cannot be sanctioned by a member club, such as ice shows, exhibitions or other skating events that are developed or produced in whole or in part by a promoter or by or for a for-profit organization, the president of U.S. Figure Skating and the chief executive officer of U.S. Figure Skating will evaluate the merits of the request to determine whether to submit such request to the Board of Directors for approval. If submitted to and approved by the Board of Directors, a special performance sanction will be granted for the event upon the negotiation of an appropriate fee.

**PSER 6.13** Member clubs may apply for a special sanction on behalf of arenas or nonmember clubs;

- A. The event must be held under the general supervision of the member club to ensure compliance with the terms of these sanction rules.
- B. The event must take place in the same geographical area as the member club.
- C. All requirements for assessment fees and financial reports will apply (see rule PSER 9.00).

**PSER 6.14 Televised Events**

- A. *Applications by Member Clubs.* Applications for sanctions for televised ice shows, exhibitions, appearances or other skating entertainment for which a member club is the host of the event must be submitted to the chief executive officer of U.S. Figure Skating for approval. The member club must submit all financial arrangements between the television stations or networks and the member club with its application. Copies of any contracts, and telecast times and dates must also be submitted. If the chief executive officer approves the application, the vice chair of sanctions and eligibility on the Membership Committee will issue the special performance sanction.
- B. *All other applications.* Applications for special performance sanctions for all other televised events held in the United States will be submitted for approval in accordance with the procedures of rule PSER 6.12.

## **PSER 7.00 Approval to Receive Payment for Appearances, Endorsements or Exhibitions**

**PSER 7.01** Written approval from U.S. Figure Skating is required for eligible skaters to receive payment (including the receipt of a monetary equivalent in goods or services) to participate in an appearance, endorsement or exhibition performance that involves the use of the person's skating skills, identity or reputation as a skater. Written approval will take the form of the following:

- A. When payment is to be made pursuant to a U.S. Figure Skating sanctioned activity, and the terms of payment and the skater's name to whom payment is to be made are disclosed on the sanction application form, the grant of sanction constitutes U.S. Figure Skating approval, and no additional written approval is required. The skater must confirm that the sanction contains the necessary representations required under this provision.
- B. For all other situations in which a person has been offered payment for an appearance, endorsement or exhibition, the skater must obtain written approval of U.S. Figure Skating in the form of an Eligible Skater's Compensation Agreement (ESCA).

## **PSER 7.02 Eligible Skater's Compensation Agreement (ESCA)**

- A. Skaters seeking permission from U.S. Figure Skating to accept payment for an appearance, endorsement or exhibition, as set forth in rule PSER 7.01, must:
  1. Submit a request for the approval of an ESCA to the chief executive officer of U.S. Figure Skating at least two weeks prior to the activity for which the skater will be paid. (U.S. Figure Skating will reserve discretion to accept a request for an ESCA that does not comply with the time deadline if the skater can show cause why they could not submit the request in a timely manner.) The request will take the form of a draft ESCA agreement, signed by the skater, the skater's parent or guardian, if the skater is a minor, and the contractor (the individual or entity who has offered the skater payment). Forms for the ESCA are available from U.S. Figure Skating headquarters or on the Members Only site.
  2. Submit a processing fee with the draft ESCA agreement.
- B. Upon receipt of the request for an ESCA, U.S. Figure Skating will review the draft ESCA and make a determination whether to approve the request. The request for an ESCA will not be approved if U.S. Figure Skating determines that:
  1. The activity for which the ESCA request has been submitted does not, in the judgment of U.S. Figure Skating, comply with the laws, rules, regulations, policies and bylaws that U.S. Figure Skating, as NGB of figure skating on ice and member of the ISU, is obligated to follow; or
  2. The activity for which the ESCA request has been submitted presents a conflict with any outstanding U.S. Figure Skating contractual obligations, the approval of which may place U.S. Figure Skating in breach of its contractual obligations.
- C. Once countersigned by U.S. Figure Skating, the draft ESCA submitted for approval becomes an approved contract, and the skater may proceed under the terms of the ESCA.
- D. Eligible skaters entering into an ESCA must limit the activities that are the subject of the ESCA during the following time periods:
  1. Two weeks before the first official practice of the following competitions at which the skater will compete: all U.S. Figure Skating qualifying competitions, except National Qualifying Series events, (see rule 1022) and international competitions sanctioned by the ISU; and
  2. The period of time between U.S. Figure Skating Championships and the World Championships, which may include the Olympic Winter Games, if the skater has qualified.

## **PSER 8.00 Gifts and Expenses**

**PSER 8.01** Monetary or non-monetary gifts may be presented to eligible skaters for appearances in sanctioned exhibitions and ice shows:

- A. Eligible skaters may receive a monetary gift, without any restriction to the amount, for performing in a sanctioned event without signing an Eligible Skaters Compensation Agreement, as long as such skater's name and the terms of payment are listed on the Application for Performance Sanction.
- B. Any skater leaving home for the purpose of giving an exhibition or participating in a sanctioned ice show will be entitled to reimbursement of reasonable expenses. In accordance with the current, approved U.S. Figure Skating Travel and Expense Policy, available on the Members Only site, skaters are required to render an accounting of their expenses incurred to the member club, sponsor or promoter.
- C. Eligible skaters who have not reached the age of 18 years may apply for payment of expenses as defined in rule PSER 8.01 (B) for one other person besides themselves, provided such person is 18 years of age or older and is a properly qualified chaperone or companion.
- D. The eligible skater may commission the home club to make all arrangements for the payment of expenses.
- E. The member club or sponsor hosting the event may make reimbursement of expenses directly to the exhibiting skater or designated chaperone or companion (per rule PSER 8.01 (C)) if requested.
- F. The expense rules of the foreign associations or those of the ISU must be observed in all cases of foreign exhibitions, except for Canada.

**PSER 8.02** Eligible skaters of member clubs violating or failing to conform to any of the foregoing expense rules, or concealing such violations, will be subject to disciplinary action, which may include disqualification of the eligible skater and expulsion of the club from membership, pursuant to Article XXV, Section 1, of the U.S. Figure Skating bylaws.



## **PSER 9.00 Assessment Fees and Financial Reports**

**PSER 9.01** Assessment fees are required for sanctioned ice shows and exhibitions when the event(s) is being sponsored or cosponsored by a promoter (for a profit or nonprofit organization), a nonmember club or a charity, and when the event is one of unusual or national prominence. The sponsor must pay the assessment fee.

A. The assessment fee is:

1. Two and one-half percent if gross receipts or donation to member club is \$500–\$5,000;
2. Five percent if gross receipts or donation to member club is more than \$5000 but not more than \$100,000;
3. Seven and one-half percent if gross receipts or donation to member club exceeds \$100,000.

Note: Gross receipts are the funds derived from the admission charges of ice shows, exhibitions or personal appearances before deducting taxes and other expenses of the event. If figure skating is a portion of the event, the gross receipts are defined as that portion of the admission charge that relates to the figure skating portion of that event.

- B. The chief executive officer of U.S. Figure Skating will have the right to negotiate additional fees to promoters that will benefit either the Memorial Fund or U.S. Figure Skating.
- C. Assessment fees are required for ice shows and exhibitions when it is for the benefit of the Memorial Fund. Seventy percent of the net profits will be donated to the general fund of the Memorial Fund.
- D. For any sanctioned event that requires an assessment fee, the Financial Report of Sanctioned Performance must be filed with U.S. Figure Skating headquarters by the member club, individual or team issued the sanction (see rule PSER 6.01 (B)) within 60 days following the event. The assessment fee is to be remitted by check or money order payable to U.S. Figure Skating together with the financial report.
- E. Failure to file the report or pay the assessment fee within 60 days will result in a penalty fee of \$25 and the withholding of further sanctions from the delinquent member club during the period of its continuing default. Should such delinquency persist beyond 120 days from the date of the event, disciplinary action may be taken against the delinquent club, pursuant to rule PSER 3.05 and Article XXV, Section 1, of the U.S. Figure Skating bylaws.

**PSER 9.02** Assessment fees are not required for:

- A. Sanctioned ice shows, exhibitions, appearances and entertainment hosted by a member club provided that the net profits in full are used in the promotion of figure skating for its club members and/or for the benefit of a charity;
- B. Exhibitions that are a minor part of the entertainment event even though admission is charged (e.g. intermission at hockey games); (See rule PSER 6.02 (A) for definition of “admission charges”).
- C. Exhibitions and appearances of eligible skaters held in Canada.

## **PSER 10.00 Foreign Performance Sanctions**

Sanctions for international amateur athletic participation in ice shows or exhibitions:

### **PSER 10.01 Canadian Sanctions**

- A. U.S. Figure Skating eligible skaters may appear in a skating ice show or exhibition sanctioned by Skate Canada without the need for such skating ice show or exhibition to have been separately sanctioned by U.S. Figure Skating. Prior to participating in the ice show or exhibition, however, the skater must receive written evidence from the sponsoring organization that Skate Canada has sanctioned the entire event in which they will be participating.
- B. If, in conjunction with the ice show or exhibition sanctioned by Skate Canada, the U.S. Figure Skating skater has been offered payment for an appearance, endorsement or exhibition performance that involves the use of the person’s skating skills, identity or reputation as a skater, the skater must comply with the provisions of rule PSER 7.01 (B) before they are authorized to participate in the activity or receive payment.
- C. U.S. Figure Skating clubs desiring to hold events in Canada are subject to Skate Canada rules.
- D. Canadian skaters may appear in U.S. Figure Skating sanctioned ice shows or exhibitions; however they must present written permission to do so from Skate Canada to the host organization, and that permission must accompany the host organization’s request for the performance sanction.
- E. Canadian clubs seeking sanctions for ice shows and exhibitions in the United States must procure a sanction from the vice chair of sanctions and eligibility on the Membership Committee.

### **PSER 10.02 Other Foreign Sanctions:**

- A. The chair of the International Committee must sanction all exhibitions or other appearances by U.S. Figure Skating skaters in a foreign country, other than Canada. If, in conjunction with the foreign exhibition or appearance, the U.S. Figure Skating skater has been offered payment for an appearance, endorsement or exhibition performance that involves the use of the person’s skating skills, identity or reputation as a skater, the skater must comply with the provisions of rule PSER 7.01 (B) before being authorized to participate in the activity or receive payment.
- B. Non-U.S. citizens from countries other than Canada and U.S. citizens who have been released by U.S. Figure Skating to represent a foreign federation other than Canada must have documentation that they are in good standing with and have permission from their federation to appear in an exhibition.

# Rules for Officials

## Rules for Domestic Officials

### **DOR 1.00 Definition of Official**

Any member who is certified by U.S. Figure Skating as an accountant, announcer, data operator, judge, music coordinator, referee, technical accountant, technical controller, technical specialist or video replay operator is an official of U.S. Figure Skating.

### **DOR 1.01 Compliance Requirements for All Officials**

Officials of U.S. Figure Skating must meet all compliance requirements to serve in any capacity at any U.S. Figure Skating sanctioned event. If officials are not compliant by Sept. 1 of the current season, they will be marked as inactive for the remainder of the season or until they become compliant. If the official is not compliant by the end of the season, their appointment(s) will be marked as resigned.

### **DOR 1.02 Authorization to Officiate**

- A. Compliant officials will be authorized to act as an official in their designated classification at any test session or competition if they are not inactive and have not retired or been removed, suspended or demoted.
- B. Officials are authorized to act as an official at skating tests and competitions sanctioned by U.S. Figure Skating, including sanctioned competitions sponsored by nonprofit organizations. See rules 2130-2135, 3030-3048 and 4530-4535 for rules on what types, numbers and levels of officials are required at qualifying competitions, nonqualifying competitions and test sessions, respectively.
- C. The Domestic Officials Recruitment and Management Committee will initiate disciplinary action against any official who acts as an official in an event for which they are not authorized.

### **DOR 1.03 Requirements to Become an Official**

To be an official of U.S. Figure Skating, one must be at least 18 years of age, unless otherwise specified, must meet the requirements in rule DOR 1.01 and must be certified by U.S. Figure Skating according to the guidelines as published in the Handbook for Domestic Officials (see rule DOR 1.04). Officials will be considered to represent the section and region of their principal residence.

### **DOR 1.04 Handbook for Domestic Officials**

The Handbook for Domestic Officials will document the guidelines for earning appointments, maintaining appointments and earning reappointments. This document will be reviewed and approved by the Domestic Officials Recruitment and Management Committee, and published on the Members Only site no later than Aug. 1 each season.

### **DOR 2.00 Officials Creed Standard of Conduct**

**DOR 2.01** The following Officials Creed Standard of Conduct is established for the guidance of all officials of U.S. Figure Skating sanctioned activities:

- I consider it an honor and a privilege to be an official for U.S. Figure Skating.
- I will make my judgment to the best of my ability with all humility and then will keep my own counsel unless questioned officially.
- I will free my mind of all former impressions, be cooperative and punctual, and do my best always to improve my knowledge and to uphold the dignity of the sport.

**DOR 2.02** Officials will refrain from publishing or emailing any statements, or making comments online concerning figure skating tests and competitions.

**DOR 2.03** All officials must adhere to the U.S. Figure Skating Code of Ethics (rule GR 1.01) and Code of Conduct (rules GR 1.02-1.06), the Social Media Policy for Officials, the Travel and Expense Policy, the Officials Creed Standard of Conduct, the Ethical Conduct and Conflict of Interest Policy, any other applicable U.S. Figure Skating policies, releases and consent forms, and all applicable U.S. Figure Skating rules.

**DOR 2.04** Judges may not stand or sit together nor communicate with each other or with spectators or skaters (i.e. competitors or test candidates) while judging. They may not compare notes with one another and must judge independently. In addition, judges may not consult previously prepared marks during a competition and will not write down the announced scores of any skater or team during an event they are judging.

**DOR 2.05** Violations of rules DOR 2.00-2.04 may be deemed adequate grounds for appropriate action by the Domestic Officials Recruitment and Management Committee. See also rule GR 1.01.

### **DOR 3.00 Applications for Appointment as an Official**

**DOR 3.01** Applications for appointment as an official must be submitted using the official form provided by the Domestic Officials Recruitment and Management Committee and found on the Members Only site. Applications must include all required information and documentation.

**DOR 3.02** Within 60 days of receipt of an application, the appropriate vice chair as designated by the chair of the Domestic Officials Recruitment and Management Committee must review the application according to the committee's policies and notify the applicant of the committee's decision. If the decision constitutes appointment, the date of the notification will be the effective date of the appointment, and a copy of the notification will be sent to U.S. Figure Skating headquarters for recording on the appropriate officials list.

**DOR 3.03 National Appointments:** Recommendations for national appointments must be approved by the Board of Directors. Such recommendations can be presented by the chair of the Domestic Officials Recruitment and Management Committee at an in-person meeting of the Board of Directors. The chair of the Domestic Officials Recruitment and Management Committee will notify the candidate of the decision of the Board of Directors. If the decision constitutes appointment, the date of the notification will be the effective date of the appointment, and a copy of the notification will be sent to U.S. Figure Skating headquarters for recording on the appropriate officials list.

**DOR 4.00 Appointment of Foreign Officials**

**DOR 4.01** An official of a member association of the ISU who is residing either temporarily or permanently in the United States may be appointed as an official of U.S. Figure Skating in the same classification, according to the guidelines published in the Handbook for Domestic Officials (see rule DOR 1.04), upon submission of an official application to the chair of the Domestic Officials Recruitment and Management Committee.

**DOR 4.02** Such officials must:

- A. Be eligible persons, if applicable for the position (see rule PSER 4.70);
- B. Be duly recognized as qualified officials by the association of which they are a member;
- C. Meet all requirements of a U.S. Figure Skating official.

**DOR 5.00 Requirements to Maintain Appointment as an Official**

**DOR 5.01** Officials must meet minimum education and activity requirements for each appointment they hold as established by the Domestic Officials Recruitment and Management Committee and published in the Handbook for Domestic Officials (see rule DOR 1.04). Officials unable to meet these requirements by the applicable deadline will be marked as inactive for the applicable appointment(s) for the remainder of the season or until they meet the requirements. If the official has not met the requirements by the end of the season, their appointment(s) will be marked as resigned.

- A. An official may apply to the chair of the Domestic Officials Recruitment and Management Committee for an exception in the case of extenuating circumstances.
- B. Any official whose appointment is resigned for failure to meet the education and activity requirements must meet the requirements specified by the Domestic Officials Recruitment and Management Committee to be reappointed.

**DOR 5.02** Appointments are subject to review and may be suspended or removed at any time for conduct unbecoming an official. The complaint procedures in rule section DOR 10.00 must be followed before any appointments can be suspended or removed for conduct unbecoming an official.

**DOR 5.03 Judging and Coaching**

U.S. Figure Skating members who are coaches may earn appointments as test judges and judge tests as a one-judge minority of a three-judge panel in accordance with U.S. Figure Skating rules and the Ethical Conduct and Conflict of Interest Policy for Officials. Coaches cannot serve as a single-judge panel.

**DOR 6.00 Inactive Status of Domestic Officials**

**DOR 6.01** Inactive status for a one-year period may be granted upon written request to the chair of the Domestic Officials Recruitment and Management Committee. Such inactive status may be extended for one year, if requested, but inactive status may not exceed two years.

**DOR 6.02** During the period of inactive status an official is not subject to the requirements of rule DOR 5.01. However, an inactive official must maintain a current membership with U.S. Figure Skating and continue to adhere to the bylaws, rules, standards, codes and policies of U.S. Figure Skating as delineated in rule DOR 2.03. Such official will remain on file at U.S. Figure Skating headquarters as an inactive official and receive all communications directed to officials of the same type. An official is not eligible to officiate at competitions or tests while registered in inactive status.

**DOR 6.03** Upon written request of an official for reinstatement to active status, the Domestic Officials Recruitment and Management Committee will designate the activity needed for the candidate to regain full active status.

**DOR 6.04** If an inactive official does not request reinstatement to active status by the conclusion of the two-year period, said official will be deemed to have resigned their appointment(s) and will be removed from the list of officials accordingly.

**DOR 7.00 Retirement of Domestic Officials**

Officials desiring to retire from some or all of their appointments must notify the chair of the Domestic Officials Recruitment and Management Committee of this desire in writing. The chair will accept the retirement and notify U.S. Figure Skating headquarters to update the official's membership record accordingly. If the official is retiring from any national appointments, the chair will report such action to the Board of Directors at its next in-person meeting. The official's desire to retire will be accepted at the meeting unless other action is directed by the Board of Directors.

**DOR 8.00 Recognition of Retired Officials**

**DOR 8.01 Emeritus Officials**

Officials in good standing who have served a minimum of 10 years at any level and who wish to retire voluntarily from all of their appointments will be awarded a certificate as Emeritus Official U.S. Figure Skating. The chair of the Domestic Officials Recruitment and Management Committee will notify headquarters of the designation so headquarters can send the appropriate recognition. This is honorific only and carries no right to officiate any competition.

## **DOR 8.02 Honorary National Officials**

Honorary national officials are appointed by the Board of Directors from amongst those national officials or Level 3 technical accountants who retire as per rule DOR 7.00.

- A. Recommendations for such appointments are made by the chair of the Domestic Officials Recruitment and Management Committee, supported by information from the appropriate national vice chair as may be deemed necessary by the chair.
- B. Certificates will be awarded to those appointed.
- C. Officials in the honorary classification will be eligible to be reinstated to an appropriate active classification per rule DOR 9.01, should the reasons for their inactivity cease to exist.

## **DOR 9.00 Reappointment of Officials**

**DOR 9.01** Former U.S. Figure Skating officials may be reappointed by the Domestic Officials Recruitment and Management Committee upon receipt of a written application and completion of the activity designated by the committee in the Handbook for Domestic Officials (see rule DOR 1.04). Application forms are available on the Members Only site. Reappointments to the national level require the approval of the Board of Directors once all designated activity has been completed.

## **DOR 10.00 Formal Complaints Against Officials**

### **DOR 10.01 Reporting a Complaint**

- A. Complaints against officials must be made in writing to one of the persons identified in rule 1506 (A).
- B. Complaints are limited to:
  1. If against a judge, markings indicating bias or serious error, repeated inconsistency in marking, a pattern of judging indicating a lack of judging temperament or mental or physical inability to perform effectively and reliably as a judge, actions unbecoming a judge or ineligibility under other U.S. Figure Skating rules.
  2. If against a technical panel official: serious error, repeated inconsistency in temperament, a pattern indicating a lack of mental or physical ability to perform effectively and reliably as a technical panel official, actions unbecoming a technical panel official or ineligibility under other U.S. Figure Skating rules.
  3. If against any other official: repeated serious error by an official, repeated inconsistency in temperament, a pattern indicating a lack of mental or physical ability to perform effectively and reliably as an official, actions unbecoming an official or ineligibility under other U.S. Figure Skating rules.
- C. If the complaint involves an alleged ethical violation, the person receiving the complaint per rule 1506 (A) will refer the complaint to the chair of the Ethics Committee immediately for review and determination as to whether a disciplinary proceeding should be initiated per Article XXV, Section 1 (B), of the U.S. Figure Skating bylaws.
- D. Complaints must be filed within 60 days of the incident and disposed of no later than 60 days after the meeting of the special committee following the complaint.
- E. Upon receipt of a complaint against an official, a copy of the complaint, or a synopsis of the complaint, will be forwarded to the last known email address of the official in question. The official will have 14 days from the date the complaint was emailed to the official to answer the complaint.

### **DOR 10.02 Special Committee to Hear Complaints:**

In the case of complaints against an official, the chair of the Domestic Officials Recruitment and Management Committee, or the chair's designee, will appoint a special committee and designate a chair of the special committee to dispose of the complaint:

- A. If the official is a judge, the special committee will consist of:
  1. The chair of the Domestic Officials Recruitment and Management Committee;
  2. A member of the Board of Directors from the official's section;
  3. The national vice chair of the Development and Assessment Subcommittee;
  4. The national vice chair of the Judges Management Subcommittee;
  5. The national vice chair of the Judges Selections Subcommittee;
  6. In the case of a singles/pairs or dance judge, the appropriate regional vice chair(s) of the Judges Management Subcommittee (as determined by the official's region of residence and appointment(s));
  7. In the case of a synchronized skating judge, the appropriate sectional vice chair of the Judges Management Subcommittee (as determined by the official's section of residence);
  8. Athlete representative(s) who are athletes as defined in Article XXI, Section 2, of the U.S. Figure Skating bylaws to comprise at least 33.3 percent of the subcommittee, appointed jointly by the chairs of the Domestic Officials Recruitment and Management and Athletes Advisory Committees; and
  9. Such other members as the chair of the special committee deems appropriate, not to exceed 10 members.
- B. If the official is a technical panel official, the special committee will consist of:
  1. The chair of the Domestic Officials Recruitment and Management Committee;
  2. A member of the Board of Directors from the official's section;
  3. The national vice chair of the Development and Assessment Subcommittee;
  4. The national vice chair of the Technical Panel Management Subcommittee;
  5. The national vice chair of the Technical Panel Selections Subcommittee;
  6. The appropriate discipline vice chair(s) on the Technical Panel Management Subcommittee;

7. Athlete representative(s) who are athletes as defined in Article XXI, Section 2, of the U.S. Figure Skating bylaws to comprise at least 33.3 percent of the subcommittee, appointed jointly by the chairs of the Domestic Officials Recruitment and Management and Athletes Advisory Committees; and
  8. Such other members as the chair of the special committee deems appropriate, not to exceed 10 members.
- C. If the official is other than a judge or technical panel official, the special committee will consist of:
1. The chair of the Domestic Officials Recruitment and Management Committee;
  2. A member of the Board of Directors from the official's section;
  3. The national vice chair of the Development and Assessment Subcommittee;
  4. The national vice chair of the Event Management Officials Subcommittee;
  5. The national vice chair of the Event Management Selections Subcommittee;
  6. The appropriate position vice chair(s) on the Event Management Officials Subcommittee;
  7. Athlete representative(s) who are athletes as defined in Article XXI, Section 2, of the U.S. Figure Skating bylaws to comprise at least 33.3 percent of the subcommittee, appointed jointly by the chairs of the Domestic Officials Recruitment and Management and Athletes Advisory Committees; and
  8. Such other members as the chair of the special committee deems appropriate, not to exceed 10 members.

**DOR 10.03** After review of the complaint and any answer submitted by the official, the special committee will determine by simple majority vote whether to absolve the official of the complaint or whether corrective action is necessary. If the majority vote is that corrective action is necessary, the special committee will consider whether or not a program of counseling and retraining will sufficiently address the complaint. The special committee will only vote to reprimand, demote, suspend or remove an official — or, in the case of national-level officials, recommend that the Board of Directors reprimand, demote, suspend or remove an official — where the subcommittee has deemed by majority vote that a program of counseling and retraining is not sufficient corrective action or where counseling and retraining has been identified, but the official in question has failed to complete the counseling and retraining program in a timely manner.

**DOR 10.04** Dispositions must be in writing and furnished to the official, the Administrative/Legal Group coordinator, U.S. Figure Skating headquarters, and others as deemed appropriate by the chair of the Domestic Officials Recruitment and Management Committee.

**DOR 10.05** The official may appeal the disposition of the special committee, within 10 days of the date of the determination, by filing a grievance using the procedure set forth in Article XXV, Section 1 (A), of the U.S. Figure Skating bylaws and rule GCR 3.00. The Grievance Committee Rules (GCR 3.00 through GCR 9.00) will apply to an appeal of the special committee's disposition.

**DOR 10.06** Confidentiality concerning the subject matter of a complaint and the parties involved must be maintained by all parties and participants until the process is finalized.

**DOR 10.07** An official demoted, suspended or removed in accordance with DOR 10.00 may apply for reinstatement to their former or to a lower classification through the chair of the Domestic Officials Recruitment and Management Committee only after the expiration of one year from the effective date of demotion, suspension or removal. Upon receipt of such application, the chair of the Domestic Officials Recruitment and Management Committee will consult with the special committee to determine whether reinstatement is appropriate. Action on the application by the special committee will be by majority vote. Upon action by the special committee, the chair will so notify the official. Copies of notices will be sent to the Administrative/Legal Group coordinator, the members of the special committee, and U.S. Figure Skating headquarters. In the event of favorable action by the special committee, the date thereof will constitute the effective date of reinstatement.

### **Rules for ISU and International Officials**

**IOR 1.00 Appointments of International Officials**

**IOR 1.01** Judges with ISU appointments must meet the requirements under rule section DOR 5.00 in order to have their names resubmitted to the ISU.

**IOR 1.02** To be considered for nomination, a technical specialist must:

- A. Have been a former competitor at a U.S. Figure Skating sanctioned regional, sectional or national championships, and
- B. Be a United States citizen.

**IOR 2.00 Stipends**

Officials preparing for or participating in ISU events or activities may receive stipends permitted under existing ISU regulations.

**IOR 3.00 Retirement or Resignation of ISU and International Officials**

ISU and international officials desiring to resign ISU appointments must submit a written notice of resignation to the chair of the International Officials Committee. The chair will report their recommendations to the Board of Directors for approval. The official will be notified of the action taken, and headquarters will notify the ISU if the retirement/resignation is approved.

**IOR 4.00 Honorary International Officials**

Honorary international officials are appointed by the Board of Directors from among those ISU and international judges, referees, technical controllers, technical specialists and data and replay operators who resign as per rule IOR 3.00 or who reach the maximum age as defined by the ISU.

- A. Recommendations for such appointments are made by the chair of the International Officials Committee.
- B. Certificates will be awarded to persons appointed.

## Trophies and Medals

### **TMR 1.00 New Trophies**

**TMR 1.01** *National, sectional and regional trophies.* Applications for presentation of new trophies shall be made to the chair of the Competitions Committee before the trophy is purchased, and that committee shall make a report and recommendation to the Board of Directors, which shall act on the application.

**TMR 1.02** The deed of gift governing national, sectional and regional trophies shall be the standard deed of gift approved by the association. A lump sum payment of \$500 shall be made at the time of donation to cover future engraving and repairs and maintenance of donated trophies.

**TMR 1.03** All national trophies shall be of value and size appropriate to the event. National, sectional and regional trophies may be of silver-plated copper or silver-plated nickel silver.

**TMR 1.04** Trophies may be accepted by U.S. Figure Skating which are presented with the stipulation that they be established in honor of living persons.

**TMR 1.05** Trophies accepted by U.S. Figure Skating for singles, pairs, synchronized teams or ice dance couples may only be awarded based on the results of actual judging under the official rules governing the event, except as provided in rule section TMR 6.00.

**TMR 1.06** All trophies accepted by U.S. Figure Skating must have either a base or stand with adequate surface or surfaces for the attachment of plates or the donation of an additional plaque with plates. These plates will be engraved with the names and dates of winners, and the trophy shall be engraved with the name of the competition, the purpose of the trophy and the donor's or donors' names.

**TMR 1.07** Only one trophy is to be presented in the case of all new trophies presented to U.S. Figure Skating for pairs, dance and synchronized skating competitions.

**TMR 1.08** An 8 x 10 inch photograph of the trophy must be furnished by the donor with each new trophy accepted by U.S. Figure Skating.

**TMR 1.09** Upon approval of the application and acceptance of a new trophy by the Board of Directors, the donor shall comply with all the conditions stipulated in these rules and shall send the new trophy to U.S. Figure Skating.

### **TMR 2.00 Acceptance of Trophies**

**TMR 2.01** National, sectional and regional trophies are under the jurisdiction of U.S. Figure Skating and under the supervision of the Competitions Committee chair.

**TMR 2.02** At any time after the date of acceptance by deed of gift of a new trophy, U.S. Figure Skating may, at its option, withdraw the trophy. The trophy shall be retained as the property of U.S. Figure Skating.

### **TMR 3.00 National, Sectional, Regional Trophies and Special Pins**

**TMR 3.01** All national, sectional and regional trophies shall remain in the possession of U.S. Figure Skating.

**TMR 3.02** A U.S. Figure Skating trophy shall be awarded to all national, sectional and regional champions listed in rule 2052 and to the members of the winning teams of national and sectional synchronized skating championships for permanent possession. Where a permanent trophy currently exists, U.S. Figure Skating trophy shall be representative of that trophy, except that in the case of the winners of the junior dance event at the U.S. Figure Skating Championships, the U.S. Figure Skating trophy shall be the Hartshorne Skate Pins, as dictated in TMR 3.04.

**TMR 3.03** *Radix Skate Pins.* Mr. Harry E. Radix of Chicago was a past president of the Chicago Figure Skating Club and a long-time member of the Executive Committee. At the time of his death in 1965, he was an honorary member of U.S. Figure Skating. In recognizing achievement in sport, it was the belief of Mr. Radix that a winner should receive recognition in the form of a memento for permanent retention. As a result, he created and presented during his lifetime gold skate pins to the place winners of the major championships in figure skating. Before his death, he established a trust fund in his will for the use and benefit of the Memorial Fund, the income of which is used to continue the award of the Radix Skate Pins in perpetuity. Each of the following will be awarded a Radix Skate Pin made available for distribution by the Giving Programs Committee:

- A. The winners of the gold, silver and bronze medals in all events of the World Championships;
- B. The winners of the gold, silver and bronze medals in the women's, men's, pairs and ice dance figure skating events of the Olympic Winter Games;
- C. The winners of the gold, silver, bronze and pewter medals in the junior and senior divisions at the U.S. Figure Skating Championships; and
- D. The winners of the junior dance event at the Midwestern Sectional Ice Dance Challenge.

**TMR 3.04** *Hartshorne Skate Pins.* Each of the winners of the gold medal in the junior dance championship of the United States is awarded a Hartshorne Skate Pin.

**TMR 4.00 Medals**

**TMR 4.01** U.S. Figure Skating shall provide medals for all events that are required to be held at the U.S. Pairs Final, U.S. Ice Dance Final, sectional singles finals, synchronized sectional championships and adult sectional championships.

**TMR 4.02** No later than 30 days before a qualifying competition, U.S. Figure Skating headquarters shall ship, to the trophy and medal chair of the competition (or other appropriate person), an inventory of medals sufficient for the competition. Any unused medals shall be returned to U.S. Figure Skating headquarters in original condition for credit promptly after the competition, or the club shall be subject to a monetary fine.

**TMR 4.03** In all qualifying competitions, medals shall be awarded to competitors placing first, second, third and fourth in the final round of required events. The method of presentation of trophies and medals at all qualifying competitions for required events is defined in the awards protocol and must be observed by the LOC.

- A. Medals shall be awarded to first, second, third and fourth place skaters/teams only for final placements of required events.
- B. Medals, smaller than those awarded for the final rounds, shall be provided for those placing first, second, third and fourth in the qualifying rounds for required events.
- C. Medals for events which are not required by rule shall be the responsibility of the host club.
- D. In the case of ties, duplicate medals for the place for which the competitors are tied shall be awarded, and the permanent trophy, if any, shall carry the names of all tied competitors.

**TMR 4.04** U.S. Figure Skating Championships — for all championship of the United States events and all junior events: first, 10K gold; second, silver; third, bronze; fourth, an appropriate medal.

**TMR 4.05** The medals for all national junior events and all national novice events shall be of smaller size than those awarded for the singles, pairs and ice dance championships of the United States.

**TMR 4.06** National novice, intermediate and juvenile events: first, gold-filled; second, silver; third, bronze; fourth, an appropriate medal.

**TMR 4.07** National, sectional and regional synchronized skating championships:

- A. For all synchronized skating championship events, medals will be awarded: first, gold-like medals; second, silver-like medals; third, bronze-like medals; fourth, pewter-like medals.
- B. All skaters listed on the team roster shall receive a medal. Coaches will not receive medals.

**TMR 4.08** U.S. Adult Figure Skating Championships and qualifying events at adult sectional championships: first, gold-like medals; second, silver-like medals; third, bronze-like medals; fourth, an appropriate medal.

**TMR 4.09** Medals are awarded for placement in actual competition only. Medals are not awarded for exhibitions or critiques.

**TMR 5.00 Certificates of Participation**

**TMR 5.01** All competitors may obtain a certificate attesting to the fact that they have competed in a qualifying competition (see rule 1022) and will be notified of the availability and location of the certificates.

**TMR 6.00 Special Awards and Trophies**

**TMR 6.01** *Club Team Award – Adult.* The club represented by the most competitors and medalists at the U.S. Adult Figure Skating Championships will receive the Club Team Award for the U.S. Adult Figure Skating Championships. The scoring process used to determine the winner(s) will be detailed each year in the competition announcement.

**TMR 6.02** *The Yvonne M. Dowlen Trophy.* Awarded annually to the oldest registered competitor who completes an event at the U.S. Adult Figure Skating Championships. A competitor is permitted to receive this award once every three years. If a competitor has won the previous two years, then the next oldest eligible competitor will be that year's recipient.

**TMR 6.03** *Davis & White Global Excellence Award*

- A. Awarded at the U.S. Figure Skating Championships to ice dance teams who medaled at the most recent ISU Grand Prix of Figure Skating Final, Olympic Winter Games or ISU World Figure Skating Championships in the ice dance event.
- B. Recipients of the Davis & White Global Excellence Trophy will have their names engraved on the base of the trophy.

## Trophy Listing

### U.S. FIGURE SKATING CHAMPIONSHIPS

- Championship Men's Champion: George H. Browne Memorial Bowl, donated by The Skating Club of Boston.
- Championship Women's Champion: Owen Memorial Trophy, donated by F. Ritter Shumway and The Skating Club of Boston in memory of Mrs. Maribel V. Owen, Maribel Y. and Laurence R. Owen.
- Championship Pairs Champions: Henry Wainwright Howe Memorial Trophy, donated by members of the Association.
- Championship Ice Dance Champions: Radix Trophy, donated by Harry E. Radix.
- Junior Men's Champion: Irving Brokaw Memorial Trophy, donated by Mrs. Leonard J. Cushing, Mrs. Richard D. Tucker, and Mrs. James D.P. Bishop.
- Junior Women's Champion: Tower Trophy, donated by James A. Tower.
- Junior Pairs Champions: Will Sears Memorial Trophy, donated by The Skating Club of New York.
- Junior Ice Dance Champions: Hartshorne Trophies and skate pins donated by Harold Hartshorne.
- Novice Men's Champion: Jean-Pierre Brunet Memorial Trophy, donated by Oscar A. Morgan.
- Novice Women's Champion: Heaton R. Robertson Memorial Trophy, donated by members of the Association.
- Novice Pairs Champions: Bruno M. Jerry Trophy, donated by his family, the Baltimore FSC, and the Skater's Education and Training Fund.
- Novice Ice Dance Champions: Vincent and Eleanor Gumbs Memorial Trophy, donated by The Cantiague Figure Skating Club and the Metropolitan Figure Skating Club.
- Intermediate Women's Champion: The Inaugural Chair's Trophy, donated by the United States Figure Skating Association.
- Intermediate Men's Champion: The Inaugural Chair's Trophy, donated by anonymous.
- Intermediate Pairs Champions: Yvonne Sherman Tutt and William Thayer Tutt Trophy, donated by the Broadmoor Skating Club.
- Intermediate Ice Dance Champions: Marilyn Goldstein Memorial Trophy, donated by Lainie DeMore and Harry Gleeson.
- Juvenile Boys Champion: Annette Cramer Memorial Trophy, donated by the Broadmoor Skating Club.
- Juvenile Girls Champion: The William J. Brennan Memorial Trophy, donated by the New York Regional Council of Figure Skating Clubs.

### U.S. SYNCHRONIZED SKATING CHAMPIONSHIPS

- Senior Team Champions: Dr. Richard E. Porter Trophy, donated by the Ann Arbor Figure Skating Club and the patrons of the Hockettes Synchronized Skating Team.
- Junior Team Champions: Lee Ann Miele Memorial Trophy, donated by the New England Interclub Council
- Collegiate Team Champions: Vicki Korn Memorial Trophy, donated by Devon Hensel and Karin Sherr
- Adult Team Champions: Charles W. Philip, Jr. Trophy, donated by the Fabulous Forties of the Los Angeles Figure Skating Club.
- Masters Team Champions: Presented in Memory of Paula Smart, donated by Jeff Moxie

### U.S. ADULT FIGURE SKATING CHAMPIONSHIPS

- Championship Masters Junior-Senior Women's Champion: Trophy donated by Rhea Schwartz.
- Championship Masters Junior-Senior Men's Champion: Trophy donated by John Richardson.
- Championship Masters Intermediate-Novice Women's Champion: The Paula Smart Memorial Trophy, donated by the Friends of Paula Smart
- Championship Masters Intermediate-Novice Men's Champion: Trophy donated by Michael Rubke.
- Championship Masters Pairs Champions: Trophy donated by Friends of Adult Pair Skating.
- Championship Adult Gold Women's Champion: Trophy donated by the Eastern Adults Club and the Buffalo Skating Club.
- Championship Adult Gold Men's Champion: Trophy donated by Dr. Antonio Conte.
- Championship Adult Ice Dance Champions: Dr. Samuel Weinstock Trophy, donated by Wendy Mlinar.
- Championship Adult Silver Women's Champion: Trophy donated by Lori Fussell.
- Championship Adult Silver Men's Champion: Trophy donated by Michael R. Cruz.
- Adult Gold Ice Dance Champions: Skating Club of Westchester Founders Trophy, donated by the Skating Club of Westchester.
- Adult Silver Ice Dance Champions: Frank Frey Memorial Trophy, donated by the Centennial Skating Club.
- Adult Bronze Ice Dance Champions: Richard D. Stutzke Memorial Trophy, donated by the Friends of Dick Stutzke.
- Centennial Ice Dance Champions: Stanley and Sally Urban Trophy, donated by Stanley and Sally Urban.
- Oldest Competitor: The Yvonne M. Dowlen Trophy, donated by the Friends of Yvonne Dowlen.
- Small Club Team Competition: Ashleyann Carlsson Memorial Small Team Trophy, donated by the Centennial Skating Club.
- Large Club Team Competition: Trophy donated by the Los Angeles FSC.



## SECTIONAL FIGURE SKATING CHAMPIONSHIPS

### EASTERN SECTION

- Senior Men's Champion: Roger F. Turner Trophy, donated by the Skating Club of Lake Placid.
- Senior Women's Champion: The Lake Placid Trophy, donated by the Skating Club of Lake Placid.
- Senior Pairs Champions: Ruth Parkinson Memorial Trophies, donated by the Washington Figure Skating Club.
- Senior Ice Dance Champions: C.L. Parker Memorial Trophies, donated by the Washington Figure Skating Club.
- Junior Men's Champion: Buddy White Memorial Trophy, donated by the Hershey Figure Skating Club in memory of Charles White, Jr.
- Junior Women's Champion: David T. Layman, Jr., Memorial Trophy, donated by The Junior Skating Club of New York.
- Junior Pairs Champions: Howard D. Herbert Memorial Trophies, donated by the Buffalo Skating Club.
- Junior Ice Dance Champions: Eastern Junior Ice Dance Trophies, donated by F. Ritter Shumway.
- Novice Men's Champion: Willie Frick Memorial Trophy, donated by Mrs. Sally Hull Jones.
- Novice Women's Champion: Trophy donated by the Brooklyn Figure Skating Club.
- Novice Ice Dance Champions: Eastern Novice Ice Dance Trophies, donated by F. Ritter Shumway.
- Intermediate Men's Champion: Joseph E. Byer Memorial Trophy, donated by Mr. and Mrs. Robert T. Meek.
- Intermediate Women's Champion: James L. Karrick, Jr., Memorial Trophy, donated by the Washington Figure Skating Club.
- Intermediate Ice Dance Champions: Jerome Ross Memorial Trophies, donated by the Rye Figure Skating Club.

### MIDWESTERN SECTION

- Senior Men's Champion: Douglas Ramsay Memorial Trophy, donated by the Detroit Skating Club.
- Senior Women's Champion: Alexander J. Krupy Memorial Trophy, donated by the Chicago Figure Skating Club.
- Senior Pairs Champions: Walter S. Powell Memorial Trophies, donated by Mrs. Helen Lamb Powell.
- Senior Ice Dance Champions: Danny Ryan Memorial Trophies, donated by the Skating Clubs of the Indianapolis Coliseum.
- Junior Men's Champion: Fred W. Premer Memorial Trophy, donated by Mrs. Benjamin T. Wright.
- Junior Women's Champion: Raymond Cup donated by Donald Raymond.
- Junior Pairs Champions: Metternich Trophy, donated by B.H. Metternich.
- Junior Ice Dance Champions: Harry E. Radix Memorial Trophies and skate pins, donated by the Chicago Figure Skating Club.
- Novice Men's Champion: Carl W. Chamberlin Memorial Trophy, donated by the Broadmoor Skating Club.
- Novice Women's Champion: Trophy donated by the Fargo-Moorhead Winter Club.
- Novice Pairs Champions: Nancy Glenn Memorial Trophies, donated by the Wagon Wheel Figure Skating Club.
- Novice Ice Dance Champions: Trophy donated by the Rochester Figure Skating Club.
- Intermediate Men's Champion: Reynold C. Berglund, Jr., Memorial Trophy, donated by the Chicago Figure Skating Club.
- Intermediate Women's Champion: Jack Kuppig Memorial Trophy, donated by the Chicago Figure Skating Club.
- Intermediate Ice Dance Champions: Robert Nardoza Trophy, donated by the Lone Star Figure Skating Club.
- Juvenile Ice Dance Champions: Garrett Swasey Trophy, donated by the Broadmoor Skating Club.

### PACIFIC COAST SECTION

- Senior Women's Champion: John Johnsen Memorial Trophy, donated by the Puget Sound Inter-Ice Skating Club Association.
- Senior Pairs Champions: Memorial Trophies, donated by the Seattle Skating Club and Mr. and Mrs. L.V. Hickox, in memory of Ray Hadley, Jr., Ila Ray Hadley, William Hickox and Laurie Hickox.
- Senior Ice Dance Champions: Trophies donated by the Los Angeles Figure Skating Club.
- Senior Ice Dance (to the winners of the free dance segment of the Senior Ice Dance Championship): Roger Campbell and Dona Lee Carrier Memorial Trophies, donated by the Southern California Inter-Club Association.
- Junior Men's Champion: Howell Janes Memorial Trophy, donated by the St. Moritz Ice Skating Club.
- Junior Women's Champion: David Guntert Memorial Trophy, donated by the Southern California Inter-Club Association.
- Junior Pairs Champions: Memorial Trophies, donated by the Seattle Skating Club and Mr. and Mrs. L.V. Hickox in memory of Ray Hadley, Jr., Ila Ray Hadley, William Hickox and Laurie Hickox.
- Junior Ice Dance Champions: Kenneth Bonnickson Memorial Trophies, donated by the St. Moritz Ice Skating Club.
- Novice Men's Champion: Kenneth L. Brown Trophy donated by the St. Moritz Ice Skating Club.
- Novice Ice Dance Champions: Diane Sherbloom Memorial Trophy, donated by the Southern California Inter-Club Association.
- Intermediate Men's Champion: South Bay Figure Skating Club Trophy, donated by the South Bay Figure Skating Club.
- Intermediate Women's Champion: South Bay Figure Skating Club Trophy, donated by the South Bay Figure Skating Club.
- Intermediate Ice Dance Champions: Frank H. Davenport Memorial Trophy, donated by the University Figure Skating Club of Berkeley.

## REGIONAL FIGURE SKATING CHAMPIONSHIPS

### NEW ENGLAND REGION

- Senior Men's Champion: Kelley Memorial Trophy, donated by Dr. and Mrs. Vincent J. Kelley, in memory of Gregory E. and Nathalie F. Kelley.
- Senior Women's Champion: Owen Memorial Trophy, donated by Ronna Mae Goldblatt in memory of Mrs. Maribel V. Owen, Maribel Y. and Laurence R. Owen.
- Junior Men's Champion: Bradley R. Lord Memorial Trophy, donated by Mr. and Mrs. Roy F. Lord.
- Junior Women's Champion: Nancy Conway Bagloe Memorial Trophy donated by her friends.
- Novice Men's Champion: Montgomery Wilson Memorial Trophy, donated by Mrs. Sally H. Jones.
- Novice Women's Champion: Gertrude C. Vinson Memorial Trophy, donated by Mr. and Mrs. Louis Goldblatt.

### NORTH ATLANTIC REGION

- Senior Men's Champion: John L. Kirsch Memorial Trophy, donated by Mrs. John L. Kirsch, family and friends.
- Senior Women's Champion: Dr. Stephen Arnold Memorial Trophy, donated by friends of Dr. Stephen Arnold.
- Junior Men's Champion: Donald J. Munz Memorial Trophy, donated by the Clinton Figure Skating Club.
- Junior Women's Champion: Tamie Oestreicher Memorial Trophy, donated by the Long Island Figure Skating Club.
- Novice Men's Champion: Bernice Hiltzik Memorial Trophy, donated by the Long Island Figure Skating Club.
- Novice Women's Champion: Lawrence C. Shire, Jr., Memorial Trophy, donated by Dr. and Mrs. Elliott S. Cohen.
- Intermediate Women's Champion: Gwen Iles Memorial Trophy donated by the Clinton Figure Skating Club.

### SOUTH ATLANTIC REGION

- Senior Women's Champion: Abbot Paige Mills Memorial Trophy, donated by Mrs. Abbot P. Mills and family.
- Junior Women's Champion: John A. Szimkunas Memorial Trophy, donated by Mrs. John A. Szimkunas and the Skating Club of Wilmington.
- Novice Women's Champion: Betty Stark Trophy, donated by the Florida Interclub Council.
- Intermediate Women's Champion: Laura Cassalia Memorial Trophy, donated by the members of the Old York Road Skating Club.
- Juvenile Girls Champion: Michael Hughes Memorial Trophy, donated by the Capital Skating Fund.

### EASTERN GREAT LAKES REGION

- Junior Women's Champion: Kathryn E. Tenney Memorial Trophy, donated by the Troy Skating Club.
- Intermediate Men's Champion: Sonya Helmer Memorial Trophy, donated by the Flint Skating Club.
- Intermediate Women's Champion: Jane Dubos Memorial Trophy, donated by the Skating Club at Bloomfield Hills.

### SOUTHWESTERN REGION

- Senior Men's Champion: James Holmquist Memorial Trophy, donated by the Figure Skating Club of Omaha.
- Senior Women's Champion: Lucille Miller Memorial Trophy, donated by the Chaparral Figure Skating Club.
- Junior Men's Champion: Harold J. Hyden Memorial Trophy donated by the junior members of the Denver Figure Skating Club.
- Junior Women's Champion: Edi Scholdan Memorial Trophy, donated by the Broadmoor Skating Club.
- Novice Men's Champion: Gen. Frank F. Bell Trophy, donated by the Dallas Figure Skating Club.
- Novice Women's Champion: Richard F. Mellen Memorial Trophy, donated by the Dallas Figure Skating Club.
- Juvenile Girls' Champion: Sharon and Stephanie Westerfeld Memorial Trophy, donated by the Broadmoor Skating Club.

### UPPER GREAT LAKES REGION

- Senior Men's Champion: Arthur F. Preusch, Sr., Memorial Trophy, donated by the Braemar-City of Lakes Figure Skating Club.
- Senior Women's Champion: Charles A. McCarthy Memorial Trophy, donated by the Chicago Figure Skating Club.
- Junior Men's Champion: Harry N. Keighley Memorial Trophy, donated by the Wagon Wheel Figure Skating Club.
- Intermediate Women's Champion: Trophy, donated by the South Side Ice Club of Chicago.

### CENTRAL PACIFIC REGION

- Senior Women's Champion: Camil Roos Memorial Trophy, donated by The Skating Club of San Francisco.
- Junior Women's Champion: Trophy, donated by the Central California Inter-Club Association.
- Novice Women's Champion: W.J. Kerth Memorial Trophy, donated by the Capital City Figure Skating Club.
- Intermediate Women's Champion: Trophy, donated by the Capital City Figure Skating Club.
- Juvenile Boys Champion: Robert G. Myers Memorial Trophy, donated by the Crystal Springs Ice Skating Club.
- Juvenile Girls Champion: Robert G. Myers Memorial Trophy, donated by the Crystal Springs Ice Skating Club.

## **NORTHWEST PACIFIC REGION**

- Senior Men's Champion: Jack Boyle Award, donated by Jack Boyle.
- Senior Women's Champion: Overlake Skating Club Trophy, donated by the junior members of the Overlake Skating Club.
- Junior Men's Champion: Beverly J. Schroeder Memorial Trophy, donated by the Portland Ice Skating Club.
- Junior Women's Champion: Lou Olson Memorial Trophy, donated by the Seattle Skating Club.
- Novice Women's Champion: Trophy, donated by the Seattle Skating Club.
- Juvenile Boys Champion: Peter A. Radmilovich Memorial Trophy, donated by Mrs. Peter A. Radmilovich, family and friends.
- Juvenile Girls Champion: Deann Olson Trophy, donated by the friends of Deann Olson.

## **SOUTHWEST PACIFIC REGION**

- Senior Men's Champion: Ernest Berry Memorial Trophy, donated by the Los Angeles Figure Skating Club.
- Senior Women's Champion: Otto Dallmayr Trophy, donated by the Los Angeles Figure Skating Club.
- Junior Men's Champion: Donald M. Beedon Memorial Trophy, donated by The Skating Club of Van Nuys.
- Junior Women's Champion: Trophy, donated by the North Hollywood Figure Skating Club.
- Novice Men's Champion: Trophy, donated by the Norwalk Figure Skating Club.
- Novice Women's Champion: Trophy, donated by the Glacier Falls Figure Skating Club.
- Intermediate Men's Champion: Marvin Emerson Memorial Trophy, donated by the Glacier Falls Figure Skating Club.
- Intermediate Women's Champion: Trophy, donated by the Arctic Blades Figure Skating Club.
- Juvenile Boys Champion: Vsevold Von Sonn Memorial Trophy, donated by the Glacier Falls Figure Skating Club.
- Juvenile Girls Champion: Marge Tressman Memorial Trophy, donated by the San Diego Figure Skating Club.

## **SECTIONAL SYNCHRONIZED SKATING CHAMPIONSHIPS**

### **EASTERN SECTION**

- Junior Team Champions: Phyllis Hirshman Memorial Trophy, donated by the Long Island Figure Skating Club.
- Novice Team Champions: V.L. Widler Memorial Trophy, donated by the Buffalo Skating Club.
- Adult Team Champions: Joan S. Burrows Memorial Trophy, donated by the Essex Skating Club.

### **NATIONAL SHOWCASE**

- Production Champions: Kathy Slack Trophy donated by Harmony Theatre Company.

### **INACTIVE and RETIRED**

The U.S. Figure Skating Museum is the custodian for a large number of lovely and valuable trophies, many of which have been retired or become inactive for various reasons. Some of those reasons being: the elimination of figure events; elimination of specific event(s) from the designated competition; a rule requiring that trophies be awarded only for the results of the actual judging of an event; and the elimination of "permanent" trophies. Permanent trophies were given into the physical possession of the winners to keep.

The majority of the trophies in the collection are perpetual trophies and the winners' name is engraved onto the trophy but the trophy remains in the possession of U.S. Figure Skating. At one time, these perpetual trophies traveled - that is, they were in the possession of the winner for the year of their win. As a result of this practice, many of these beautiful trophies were damaged or lost and in the 1970s the practice was halted.

It was felt that it would be a fitting tribute to the donors, clubs and winners of these trophies to once again list them in this publication.

- U.S. Championship Women's Figures Champion: The Owen Memorial Trophy donated by F. Ritter Shumway and The Skating Club of Boston in memory of Mrs. Maribel V. Owen, Maribel Y. and Laurence R. Owen. Presented in 1991.
- U.S. Championship Women's Champion: Gertrude Cheever Porter Trophy, donated by Mrs. Porter. Presented in 1932 and replaced in 1971 by the Owen Memorial Trophy.
- U.S. Championship Senior Men's Champion or Junior Men's Champion: Oscar L. Richard Trophy donated by Oscar L. Richard to be given for the outstanding artistic performance by a senior or junior man. Presented in 1947 and retired in 1957.
- U.S. Championship Senior Women's Champion or Junior Women's Champion: Oscar L. Richard Trophy donated by Oscar L. Richard to be given for the outstanding artistic performance by a senior or junior woman. Presented in 1944 and retired in 1957.
- U.S. Championship Fours Champions: Henry Wainright Howe Fours Trophy donated by Clara Hartman, Grace Munstock, Paul Armitage and Joel Liberman (four-time winners of the trophy). Presented in 1923 and retired in 1954. Reactivated in 1992 and again retired in 2001.
- U.S. Championship Junior Pairs Champions: Joel B. Liberman Trophy, donated by Joel B. Liberman. Presented in 1947 and retired in 1960.
- U.S. Championship Junior Pairs Champions: Skating Club of New York Trophy, donated by the Skating Club of New York. Two trophies were presented in 1960. In 1976 one of the trophies was lost in shipment and could not be replaced. The Skating Club of New York donated two new trophies, which are still in use.

- U.S. Championship: the Harned Trophy given to the club whose skaters earned the most points in all events at the U.S. Championships. Presented in 1938 and retired in 1976.
- Eastern: The Goodwin Memorial Trophy. This was a “points” trophy presented in 1960 and retired in 1975.
- Eastern Novice Men’s Champion: The Zirkelbach Trophy presented in 1948 and retired in 1965.
- Eastern Adult Ice Dance Champions: Hartshorne Trophies donated by Harold Hartshorne
- Midwestern: The Cleveland Skating Club Memorial Trophy. This was a “points” trophy presented originally in 1954 and retired in 1974.
- Midwestern Senior Pairs Champions: A Radix award presented in 1935 and retired in 1956.
- Midwestern Junior Ice Dance Champions: The Rochester Figure Skating Club Trophy presented in 1950 and retired in 1964.
- Midwestern Ice Dance Champions: Radix Ice Dance Trophy presented in 1938 and retired in 1948.
- Midwestern Juvenile Boys: The Hoyt Trophy presented in 1961 and retired in 1966.
- Pacific Coast: The George Stiles Trophy. This was a “points” trophy, retired in 1956.
- Pacific Coast: The Deane E. McMinn Memorial Trophy. This was a “points” trophy donated by the Southern California Interclub Association.
- Pacific Coast Senior Women’s Figures Champion: Rhode Lee Michelson Memorial Trophy, donated by the Southern California Inter-Club Association.
- Pacific Coast Gold Ice Dance Champions: A Radix award presented in 1956 and retired in 1964
- Pacific Coast Novice Women’s Figures Champion: Dorothy Ballantine Trophy, donated by the St. Moritz Ice Skating Club.
- Pacific Coast Veterans Ice Dance Champions: The Gavers Memorial Trophy donated by the Southern California Inter-Club Association. Presented in 1955 and retired in 1957.
- New England Senior Pairs Champions: Dudley S. Richards Memorial Trophies, donated by Mr. and Mrs. Byron U. Richards.
- New England: The Rotch Trophy. This was a “points” trophy presented in 1964 and retired in 1965.
- New England Adult Ice Dance Champions: Frank H. Tieule Memorial Trophies, donated by the New England Inter-Club Council.
- North Atlantic Senior Women’s Figures Champion: Manhattan Figure Skating Club Trophy, donated by Mrs. Eleanor W. Firth.
- North Atlantic Senior Pairs Champions: William F. Linger Memorial Trophies, donated by Mr. and Mrs. Robert S. Feldman and the Long Island Figure Skating Club.
- North Atlantic Senior Ice Dance Champions: Dr. E. Clarence Kern Memorial Trophies, donated by the Essex Skating Club of New Jersey.
- North Atlantic Junior Women’s Figures Champion: Long Island Figure Skating Club Trophy, donated by Dr. and Mrs. Elliott S. Cohen.
- North Atlantic Junior Pairs Champions: Norman McCullagh Zanolunghi and Vicky Ann Zanolunghi Memorial Trophies, donated by the Bear Mountain Figure Skating Club.
- North Atlantic Junior Ice Dance Champions: Robert and Patricia Dineen Memorial Trophies, donated by the Memorial Fund and F. Ritter Shumway.
- North Atlantic Novice Men’s Champion: donated by the Clinton Figure Skating Club.
- North Atlantic Novice Ice Dance Champions: Ruth Trowbridge Memorial Trophies, donated by the Essex Skating Club of New Jersey.
- North Atlantic Adult Ice Dance Champions: Harold and Louise Hartshorne Memorial Trophies, donated by the Memorial Fund and F. Ritter Shumway.
- South Atlantic Junior Pairs Champions: Herman C. Heiser Memorial Trophy, donated by Mrs. Herman C. Heiser and Dr. and Mrs. John W. Gruber.
- South Atlantic Junior Ice Dance Champions: Dennis R. Byer Memorial Trophies, donated by Mr. and Mrs. Joseph E. Byer and Mr. Charles W. Dillie, Jr.
- South Atlantic Novice Women’s Figures Champion: Henry R. Heebner Memorial Trophy, donated by the Philadelphia Skating Club and Humane Society.
- Eastern Great Lakes Senior Ice Dance Champions: Trophies donated by the Plaza Figure Skating Club. These were “permanent” trophies and were not awarded after 1979.
- Eastern Great Lakes Junior Ice Dance Champions: Dr. Gordon C. Brown Memorial Trophies, donated by Mrs. Gordon C. Brown, Mrs. Susannah Brown Fry and Gordon Kingsley Brown.
- Eastern Great Lakes Novice Ice Dance Champions: Judy Reynolds Gray Memorial Trophies, donated by her family and the Lansing Skating Club.
- Eastern Great Lakes Juvenile Girl’s Champion: The Warren Trophy. Presented in 1957 and retired in 1965
- Upper Great Lakes Junior Women’s Figures Champion: Nancy Kuchenmeister Memorial Trophy, donated by the Wagon Wheel Figure Skating Club.
- Upper Great Lakes Novice Men Figures Champion: Marjorie L. Engelking Memorial Trophy, donated by the Braemar-City of Lakes Figure Skating Club and the Engelking family.
- Southwestern: The Albuquerque Figure Skating Club Trophy. This was a “points” trophy presented in 1970 and retired in 1975.
- Southwestern Senior Ice Dance Champions: Palmer D. Sparkman Memorial Trophy donated by the Houston Figure Skating Club.

- Southwestern Junior Pairs Champions: David Assafi Memorial Trophies, donated by the Denver Figure Skating Club.
- Southwestern Junior Ice Dance Champions: Dr. Frederick H. Lahee Memorial Trophies, donated by the Dallas Figure Skating Club.
- Southwestern Novice Ice Dance Champions: Paula Clark Memorial Trophies, donated by the Arapahoe Ice Skating Club.
- Central Pacific Junior Pairs Champions: The James Hulick Memorial Trophy, donated by the St. Moritz Ice Skating Club.
- Northwest Pacific Senior Women’s Champion or Junior Women’s Champion: The Babbit Award donated by Mrs. Alexander Babbit to be given for the outstanding artistic performance by a senior or junior woman.
- Northwest Pacific Junior Pairs Champions: Ila Ray Hadley and Ray Hadley, Jr., Memorial Trophies, donated by the Seattle Skating Club.
- Northwest Pacific Junior Ice Dance Champions: Marcelle Crabb Memorial Trophies, donated by the Yakima Ice Skating Club.
- Southwest Pacific: A “points” trophy donated by the Arctic Blades Figure Skating Club presented in 1963 and retired in 1974.
- Southwest Pacific Senior Pairs Champions: Marjorie Diamond Memorial Trophies, donated by the Arctic Blades Figure Skating Club.
- Southwest Pacific Senior Ice Dance Champions: Dona Lee Carrier-Roger Campbell Memorial Trophy, donated by the Los Angeles Figure Skating Club.
- Southwest Pacific Junior Pairs Champions: Trophies, donated by the All Year Figure Skating Club.
- Southwest Pacific Junior Ice Dance Champions: Howie Harrold Memorial Trophies, donated by the Glacier Falls Figure Skating Club.
- Southwest Pacific Novice Pairs Champions: Orrin A. Brandel Memorial Trophies, donated by the Los Angeles Figure Skating Club and Mr. and Mrs. Bud Brandel.
- Southwest Pacific Novice Ice Dance Champions: Trophies, donated by the Glacier Falls Figure Skating Club.
- Southwest Pacific Adult Senior Ice Dance Champions: Robert T. McLeod Memorial Trophy, donated by the Southern California Inter-Club Association.
- Southwest Pacific Adult Senior Ice Dance Champions: Andy Becht Trophy, donated by the All Year Figure Skating Club.
- Southwest Pacific Adult Junior Ice Dance Champions: Robert T. McLeod Memorial Trophy, donated by the Southern California Inter-Club Association.

**Notes**

## Committee Rules

### Reporting Directly to the Board of Directors

#### Athletes Advisory Committee (No Group)

**AACR 1.00 Authority**

**AACR 1.01** The Athletes Advisory Committee is a permanent committee pursuant to Article XVI, Section 1, of the U.S. Figure Skating bylaws.

**AACR 1.10 Organization**

**AACR 1.11** The Athletes Advisory Committee consists of 50 members, equally divided among the disciplines of ladies, men, pairs, ice dance and synchronized skating, with each discipline having a vice chair selected from among its 10 members.

- A. The chair and the board members will be included in the Athletes Advisory Committee as follows:
1. Athletes meeting the definition of an athlete, per Article XXII, Section 1, paragraph A, will elect four athlete members to the Board of Directors, one each representing singles, pairs, ice dance and synchronized skating.
  2. These four athlete members, in addition to U.S. Figure Skating's athlete representative and alternate athlete representative to the USOPC Athletes Advisory Council will serve on the Athletes Advisory Committee.
  3. U.S. Figure Skating's alternate representative to the USOPC Athletes Advisory Council will serve as an additional non-voting member of the Board of Directors, if they are not selected to also serve in one of the discipline spots.
  4. The chair of the Athletes Advisory Committee will be elected from the pool of five athletes elected as voting members of the Board of Directors.
- B. Athletes meeting the definition of Article XXII, Section 1, paragraph A, of the U.S. Figure Skating bylaws will elect those athletes meeting the definition in Article XXII, Section 1 paragraph A, of the U.S. Figure Skating bylaws to serve as additional members of the Athletes Advisory Committee for a period of one year.
- C. Athletes elected
1. Must be at least 18 years of age;
  2. Must not have competed for another country within the prior two years;
  3. Will serve as delegates to the Governing Council held the year after the annual election.
- D. The process and conduct of the annual elections of members of the Athletes Advisory Committee and those persons who will serve as athlete members of the Board of Directors, Nominating Committee and permanent committees specified in rule AACR 2.01 (C) will be determined by U.S. Figure Skating headquarters in conjunction with the chair of the Athletes Advisory Committee and presented to the Athletes Advisory Committee for approval annually. The approved election procedures will be posted on the Members Only site by March 1 each year. Approved procedures will include, at minimum, the methods of notification, voting, tie breaking, audit and the schedule.

**AACR 2.00 Responsibility**

**AACR 2.01** The Athletes Advisory Committee will:

- A. Act as a collecting base for the viewpoints and ideas of individuals who are actively engaged in athletic competition in figure skating or who have represented the United States in international athletic competition in figure skating within the preceding 10 years, and conduct informational meetings from time to time in implementation thereof;
- B. Elect from the athletes elected to the Board of Directors, the chair of the Athletes Advisory Committee, and from the elected members of the Athletes Advisory Committee, the athlete members of the Nominating Committee;
- C. Elect from among the athletes defined in Article XXII, Section 1, paragraphs A or B, in accordance with Article XXII, Section 2, paragraph A, section ii, of the U.S. Figure Skating bylaws, the athlete members of the Audit Committee, Compensation Committee, Ethics Committee, Finance Committee, Grievance Committee, International Committee and International Officials Committee pursuant to procedures established in rule AACR 1.11 (C).
- D. Finalize the USOPC athlete representative election process by Jan. 1., one year before the new Olympic Quadrennial starts. This process will be incorporated into the annual athlete election cycle, when applicable.
- E. Make recommendations for the nomination of the figure skating members of U.S. Figure Skating and ISU, as well as for the selection of staff personnel of teams to represent U.S. Figure Skating in international competition.
- F. Establish rules, procedures and guidelines for carrying out Athletes Advisory Committee functions.
- G. Approve appointment of athlete members to committees where athlete members are not elected.

#### Audit Committee (No Group)

**ACR 1.00 Authority**

**ACR 1.01** The Audit Committee is a permanent committee pursuant to Article XVI, Section 1, of the U.S. Figure Skating bylaws.

**ACR 2.00 Organization**

**ACR 2.01** The Audit Committee shall consist of at least three and not more than five members, a majority of whom shall not be members of the Board of Directors.

**ACR 2.02** The president shall appoint the members, with the approval of the Board of Directors.

**ACR 2.03** Each member of the Audit Committee must:

- A. Be free of any material relationship that would interfere with the exercise of their independent judgement.
- B. Meet any other requirements for independence, expertise or qualifications as set forth in policies and procedures established by and for the Audit Committee.

**ACR 2.04** The members of the Audit Committee will designate the chair of the committee.

**ACR 3.00 Responsibility**

**ACR 3.01** The Audit Committee shall provide assistance to the Board of Directors with respect to matters involving the financial reporting, internal control, auditing, tax return and related legal compliance functions of U.S. Figure Skating.

**ACR 3.02** The jurisdiction of the Audit Committee shall include activities pertaining to oversight of:

- A. The integrity of U.S. Figure Skating financial statements and financial and tax reporting, including review of the financial reporting and accounting standards and principles of U.S. Figure Skating.
- B. The qualifications, selection, engagement and independence of U.S. Figure Skating independent auditors.
- C. The performance of U.S. Figure Skating independent and internal audit functions.

**ACR 3.03** In order to fully and properly discharge its responsibilities, the Audit Committee shall establish written policies and procedures that are reasonable, necessary and customary for an audit committee of a national nonprofit organization to include, but not by way of limitation, which pertain to:

- A. The qualifications and expertise of its members.
- B. Frequency of meetings of the committee and procedures for the conduct of meetings.
- C. Review of matters within the jurisdiction of the committee and discussion thereof with management, staff and the independent auditor of U.S. Figure Skating.
- D. The manner and means of carrying out the responsibilities and duties of the committee in accordance with the bylaws of U.S. Figure Skating and applicable law.
- E. Reporting to U.S. Figure Skating Board of Directors and Governing Council.
- F. The proper means of protecting confidential information and any matter that comes to the attention of and/or is dealt with by the committee in carrying out matters within its jurisdiction.

**ACR 3.04** The Audit Committee chair will be responsible for the minutes of all meetings of the Audit Committee.

**Coaches Council (No Group)**

**CR 1.00 Authority**

**CR 1.01** The Coaches Council is a permanent committee pursuant to Article XVI, Section 1, of the U.S. Figure Skating bylaws.

**CR 2.00 Organization<sup>1</sup>**

**CR 2.01** The Coaches Council consists of 27 coach members that reflect the broad experiences of the coaching community within U.S. Figure Skating. Experiences to be considered include coaching at various levels (Learn to Skate USA<sup>®</sup>, developmental, qualifying, high-performance development, national and international), as well as all disciplines (singles, pairs, ice dance, and synchronized skating) and skating programs such as theatrical skating, adult skating, solo dance, adaptive, etc.).

- A. Members will serve staggered three-year terms.
- B. Members may serve a maximum of two consecutive full terms.
- C. At least 33.3 percent of the members must also meet the definition of athlete in Article XXII, Section 1, paragraphs A, B or C.
- D. Members may not simultaneously serve on the Athletes Advisory Committee.
- E. All members must be coach members of U.S. Figure Skating.

---

<sup>1</sup> The following are the implementing provisions relative to the existence and formation of the Coaches Council:

- The Board of Directors will appoint an interim Coaches Council and the chair of the Coaches Council no later than August 1, 2023, following the provisions of CR 2.01 as closely as possible. Once this is done, the Coaches Committee will no longer exist, having been replaced by the Coaches Council.
- The interim Coaches Council reports directly to the Board of Directors.
- The interim Coaches Council will exist, and its members will serve as the interim Coaches Council, through the close of the 2025 annual Governing Council meeting.
- The first election of the 27-member Coaches Council will be held between January 2025 and March 2025. All current, compliant coach members of U.S. Figure Skating will be eligible to run for and be elected to the Coaches Council. The term of service of the initial Coaches Council will begin immediately following the close of the 2025 annual Governing Council meeting. To establish the staggering of terms of service, the initial Coaches Council will be divided into three groups of 9 members with 1, 2 and 3-year terms, as follows:
  - Group A – term ends at the close of the 2026 annual Governing Council meeting.
  - Group B – term ends at the close of the 2027 annual Governing Council meeting.
  - Group C – term ends at the close of the 2028 annual Governing Council meeting.

As a result of this staggering of terms of service, each year beginning in 2026 there will be 9 coach members elected to the Coaches Council.

Members of the interim Coaches Council are eligible to run for and to be elected to the Coaches Council and their term of service on the interim Coaches Council will not count for purpose of term limits on the Coaches Council.

This footnote will be deleted with publication of the 2025-2026 Rulebook.



- F. Members will be elected annually for open positions by coach members of U.S. Figure Skating.
- G. The chair will be elected by the members of the Coaches Council.
- H. The Coaches Council will include a leadership team of five vice chairs.
- I. The process and conduct of the annual elections of members of the Coaches Council and the chair will be determined by U.S. Figure Skating headquarters in conjunction with the chair of the Coaches Council and presented to the Coaches Council for approval annually. The approved election procedures will be communicated electronically with coach members.

**CR 3.00 Responsibility**

**CR 3.01** The Coaches Council will:

- A. Act as a repository of the knowledge and ideas of coach members of U.S. Figure Skating.
- B. Facilitate and support the appointment of coach members on other committees.
- C. Serve as an advisory group and partner with the appropriate U.S. Figure Skating staff departments delivering coach certification, development and education on the strategy for such programs and, as needed, in the delivery of such programs.
- D. Provide input into athlete development strategies.
- E. Qualifications and additional responsibilities and expectations will be published regularly in the coach leadership handbook.

**CR 3.02** Members of the Coaches Council will serve as coach delegates at the annual Governing Council meeting.

**Compensation Committee (No Group)**

**CPCR 1.00 Authority**

**CPCR 1.01** The Compensation Committee is a permanent committee pursuant to Article XVI, Section 1, of the U.S. Figure Skating bylaws.

**CPCR 2.00 Organization**

**CPCR 2.01** The Compensation Committee shall consist of at least three and not more than five members, all of whom shall be members of the Board of Directors.

**CPCR 2.02** The president shall appoint the members, with the approval of the Board of Directors.

**CPCR 2.03** Each member of the Compensation Committee must:

- A. Be free of any material relationship that would interfere with the exercise of their independent judgement.
- B. Meet any other qualifications as set forth in policies and procedures to be established by and for the Compensation Committee.

**CPCR 2.04** The president shall appoint the chair of the Compensation Committee.

**CPCR 3.00 Responsibility**

**CPCR 3.01** The Compensation Committee shall provide assistance to the Board of Directors with respect to matters involving:

- A. The selection of the chief executive officer,
- B. The compensation structure and evaluation process for the chief executive officer of U.S. Figure Skating, and
- C. Policies concerning compensation and benefit programs offered to U.S. Figure Skating employees.

**CPCR 3.02** In order to fully and properly discharge its responsibilities, the Compensation Committee shall establish written policies and procedures that are reasonable, necessary and customary for a compensation committee of a national nonprofit organization to include, but not by way of limitation, which pertain to:

- A. The qualifications and expertise of its members.
- B. Frequency of meetings of the committee and procedures for the conduct of meetings.
- C. Review of matters within the jurisdiction of the committee and discussion thereof with the officers and Board of Directors of U.S. Figure Skating, including periodic review and analysis of the reasonableness of U.S. Figure Skating executive compensation structure and U.S. Figure Skating compensation and benefits programs, using relevant market benchmarks and survey data.
- D. The manner and means of carrying out the responsibilities and duties of the committee in accordance with the bylaws of U.S. Figure Skating and applicable law.
- E. Reporting to U.S. Figure Skating Board of Directors and Governing Council.
- F. The proper means of protecting confidential information and any matter that comes to the attention of and/or is dealt with by the committee in carrying out matters within its jurisdiction.

**Finance Committee (No Group)**

**FCR 1.00 Authority**

**FCR 1.01** The Finance Committee is a permanent committee pursuant to Article XVI, Section 1, of the U.S. Figure Skating bylaws.

**FCR 1.50 Responsibility**

**FCR 1.51** The Finance Committee will:

- A. Provide assistance to the treasurer;
- B. Provide financial analysis for the officers, Board of Directors and Governing Council; and
- C. Performs special studies and other projects as requested to further the programs of U.S. Figure Skating.

## **FCR 2.00 Organization**

**FCR 2.01** The Finance Committee shall consist of the treasurer (as chair), the immediate past treasurer and such other committee members as are appointed in accordance with Article XVIII of the U.S. Figure Skating bylaws.

## **FCR 3.00 Budget**

**FCR 3.01** The budget is the sole authority for material disbursements. The authority terminates with the fiscal year, and only the Governing Council can change a budget after adoption.

- A. The treasurer, assisted by the Finance Committee, will prepare the budget for approval by the Board of Directors. The budget will clearly reflect the sources of income and the purposes of expenditures. The officers, committee chairs, chief executive officer and others responsible for revenues or expenditures will be identified in the budget and are responsible for contributing to its timely preparation.
- B. If amounts originally requested are not included in the budget prepared by the Finance Committee, such amounts will, on request of the originator, be submitted by the Finance Committee to the Board of Directors for separate, individual consideration.

**FCR 3.02** The treasurer, assisted by the Finance Committee, will report the results of monthly operations compared to the budget and will notify the Board of Directors when the results deviate or are expected to deviate negatively and materially from the budget. Accompanying such notice will be a report of steps taken and recommendations for restoration of fiscal integrity.

**FCR 3.03** The treasurer, assisted by the Finance Committee, may authorize expenditures in excess of budget in amounts less than the amount considered material by the certified public accountants in the most recent audit of U.S. Figure Skating financial statements. The Board of Directors may approve material expenditures in excess of budget increases in emergencies.

- A. An emergency is an unexpected, impending:
  1. Termination or substantial weakening of an approved program;
  2. Probability of material financial gain or loss;
  3. Opportunity for accomplishment of an important, material U.S. Figure Skating goal.

**FCR 3.04** The treasurer, assisted by the Finance Committee, will receive proposals for substantial changes in program goals or activities which result in a significant budget deviation and forward them with recommendations to the Board of Directors for approval or disapproval.

**FCR 3.05** Substantial changes in significant approved program activities must be approved by the Board of Directors.

## **FCR 4.00 Financial Reporting**

**FCR 4.01** The treasurer, assisted by the Finance Committee, will provide audited annual financial statements, tax returns and such other financial reports as may be required.

**FCR 4.02** Financial reports will be completed and published on the U.S. Figure Skating website no later than nine months following the close of the prior fiscal year.

**FCR 4.03** Financial reports provided with the annual Governing Council meeting book will include:

- A. Consolidated statements of financial position;
- B. Form 990s for U.S. Figure Skating and The United States Figure Skating Foundation; and
- C. The prior year's budget showing the approved budget, actual amounts expended, variances from the proposed budget for each budget line item and projections for the end of the current fiscal year by line item.

**FCR 4.04** The final budget for the year just ended will be published on the Members Only site within four months following the end of the fiscal year. The final version will show the approved budget, actual amounts expended and variances for each line item.

## **FCR 5.00 Custodianship**

**FCR 5.01** As custodian of the assets and income of U.S. Figure Skating, the treasurer, assisted by the Finance Committee, will provide reasonable procedures for the safeguarding of assets and the conservation of income. Safeguarding assets includes recording, care and replacement. The conservation of income includes reasonable procedures to maintain the integrity of receipts and disbursements and to identify and report material loss, waste, inefficiency and the incurring of excessive financial risk or liability.

**FCR 5.02** The treasurer, assisted by the Finance Committee, will supervise the investments of U.S. Figure Skating and will report thereon to the Board of Directors and the Governing Council at each regular meeting.

## **FCR 6.00 Procedures**

**FCR 6.01** The treasurer, assisted by the Finance Committee, will provide and maintain written procedures and guidelines for the execution of the responsibilities charged in these rules.

**FCR 6.02** All actions or motions resulting in increased expenditures must be presented together with a financial analysis.

## **Nominating Committee (No Group)**

### **NCR 1.00 Authority**

**NCR 1.01** A Nominating Committee is established each year pursuant to Article XV, Section 1, of the U.S. Figure Skating bylaws.

### **NCR 2.00 Organization**

**NCR 2.01** The Nominating Committee will consist of the members specified in Article XV, Section 1, of the U.S. Figure Skating bylaws.

**NCR 2.02** To be eligible for election to the Nominating Committee as one of the members referred to in Article XV, Section 1 (A)(i), of the U.S. Figure Skating bylaws, a member must submit their name to the U.S. Figure Skating secretary on the election form provided by U.S. Figure Skating headquarters no later than April 1 along with the following:

A. A biography.

B. A statement of qualification to serve, including residence and home club membership. In the case of an individual member, evidence of residency may be required.

As soon as possible following the April 1 deadline, the names along with resumes and statements of qualification of candidates for election to the Nominating Committee will be published on the Nominating Committee page of the U.S. Figure Skating website.

**NCR 2.03** The election for Nominating Committee members referred to in Article XV, Section 1 (A)(i), of the U.S. Figure Skating bylaws will be held by secret, written ballot at each respective sectional caucus convened per Article IX, Section 1 (C), of the U.S. Figure Skating bylaws. The candidate for each Nominating Committee position to be elected will be elected by majority of the votes cast by the delegates voting in the candidates' respective sectional caucus.

A. If no candidate receives a majority of the votes cast by the delegates voting in the sectional caucus, then a runoff election will be held between the two candidates receiving the highest number of votes cast. The candidate receiving the highest number of votes cast in the runoff election is elected.

B. For the purpose of counting votes, blank ballots or ballots cast for a person who is not a candidate for election will not be included in the total ballots cast to determine a majority.

### **NCR 3.00 Responsibility**

**NCR 3.01** The Nominating Committee is responsible for recommending suitably qualified candidates for U.S. Figure Skating offices charged to it under Article XV, Section 2, of the U.S. Figure Skating bylaws, in accordance with the procedures outlined in rule section NCR 4.00, including the processing of any additional nominations as described therein.

### **NCR 4.00 Procedures**

**NCR 4.01** The Nominating Committee will organize soon after the conclusion of the annual meeting of the U.S. Figure Skating Governing Council and will elect its chair no later than July 1. The most recent eligible past chair not currently sitting on the Nominating Committee will convene the committee for the purpose of voting to elect the incoming chair. Members of the Nominating Committee who are current voting members of the Board of Directors may not serve as chair of the Nominating Committee. If a tie should occur when electing the new chair of the committee, then the most recent eligible past chair not currently sitting on the Nominating Committee will break the tie.

**NCR 4.02** At least two meetings will be held prior to the next annual meeting of the Governing Council. Additional meetings will be held as necessary as determined by the committee. When practical, in-person meetings are preferred; however, a meeting can be held by remote communication using any form of telecommunication or electronic communication that allows all persons participating in the meeting to audibly communicate with each other contemporaneously and vote as eligible during the meeting. A meeting may be called by the chair, or by any five members, with suitable notice.

**NCR 4.03** The presence of six members, including the chair, is necessary for the conduct of business. The Nominating Committee may permit any member to participate in a meeting thereof by remote communication using any form of telecommunication or electronic communication that allows all members participating in the meeting to audibly communicate with each other contemporaneously and vote during the meeting. A person participating at a duly called meeting in this manner is deemed to be present in person for determination of a quorum. Such member may vote upon issues if present for the entire discussion of such issues.

**NCR 4.04** The chair will be responsible for the minutes, records and continuing inventories of qualified candidates and position requirements.

**NCR 4.05** All committee deliberations must be kept strictly confidential, and each Nominating Committee member must sign, annually, a confidentiality agreement.

**NCR 4.06** Annually, the committee will:

A. Publish on the Members Only site a list of the positions that will be considered by the Nominating Committee, as may be known at the time, and send the list to member clubs. A job description and qualifications for all positions will be included with this posting on the website. The committee will also develop annual written guidelines for its operation and publish these guidelines on the website.

B. Solicit from the president, the Board of Directors and others, suggestions for positions to be filled for the following year and a list of appropriate candidates.

C. Solicit from the president and the Board of Directors the business plan objectives of U.S. Figure Skating, including, but not limited to, a list of the most important issues facing U.S. Figure Skating and the programs most in need of attention the following year.

D. Obtain a statement of qualifications and Conflict of Interest Disclosure Statement (on U.S. Figure Skating approved form) from all candidates being considered for nomination by the Nominating Committee and otherwise nominated in accordance with the provisions stated below.

E. Notify those incumbents whose positions the committee has decided to fill with a new candidate prior to the next annual meeting of the Governing Council.

- F. By March 1, publish on [usfigureskating.org](http://usfigureskating.org) the slate of nominees recommended by the Nominating Committee for election by the Governing Council as referred to in Article XV, Section 2 (A) and (B), of the U.S. Figure Skating bylaws, and for appointment as U.S. Figure Skating committee chairs.
    - 1. This slate of nominees will also be published in the Governing Council meeting book.
    - 2. These publications will include a resume and statement of purpose from each of the candidates.
  - G. Accept nominations for candidates to be elected pursuant to Article XV, Section 4 (A), of the U.S. Figure Skating bylaws, other than those recommended by the Nominating Committee, provided such nominations are submitted in writing to the U.S. Figure Skating secretary in care of U.S. Figure Skating headquarters no later than April 1. No nominations submitted after April 1, including nominations from the floor of the Governing Council, will be permitted.
    - 1. Duly qualified delegates to the current Governing Council may nominate alternative candidates by submitting a resume and statement of purpose from the nominated candidate, accompanied by the signatures of officers of three U.S. Figure Skating member clubs.
    - 2. Individual members of U.S. Figure Skating may nominate alternative candidates by submitting a resume and statement of purpose from the nominated candidate, accompanied by the signatures of 10 duly qualified delegates to the current Governing Council. A record of all qualified delegates to the current Governing Council will be available from U.S. Figure Skating headquarters.
- The Nominating Committee will obtain a statement of qualifications and Conflict of Interest Disclosure Statement (on U.S. Figure Skating approved form) from all candidates so nominated as referred to in paragraph D above, and all candidates so nominated will be vetted by the Nominating Committee in the same manner as candidates who were considered by the Nominating Committee in making the Nominating Committee's recommendations.
- H. Ensure the names of all other properly nominated candidates for election along with the candidate's statement of qualifications and statement of purpose are published on [usfigureskating.org](http://usfigureskating.org).
  - I. If there are one or more contested positions, hold a candidates' forum prior to the election so that the delegates to the Governing Council can meet all the nominated candidates who choose to appear at the forum.
  - J. If any nominated candidate(s) for the Board of Director or officer positions pursuant to Article XV, Section 4 (A), of the U.S. Figure Skating bylaws withdraws or becomes ineligible for the position between the publication of the nominations and the start of the election at Governing Council, reconvene as soon as possible to select another nominee.

**NCR 4.07** No individual may occupy two Board of Director or officer positions on the slate for the Board of Directors or officers in a single year, whether nominated by the Nominating Committee or pursuant to rule NCR 4.06 (G). If an individual is nominated for a Board of Director or officer position by the Nominating Committee they must withdraw from that nomination before they can be nominated for another Board of Directors or officer position pursuant to rule NCR 4.06 (G). If the person does withdraw from their original nomination, the Nominating Committee will reconvene as soon as possible to select another nominee per rule NCR 4.06 (J).

### **Strategic Planning Committee (No Group)**

**SPCR 1.00 Authority**

**SPCR 1.01** The Strategic Planning Committee is a permanent committee pursuant to Article XVI, Section 1, of the U.S. Figure Skating bylaws.

**SPCR 2.00 Organization**

**SPCR 2.01** The Strategic Planning Committee will be organized per Article XVIII, Section 2 (E), of the U.S. Figure Skating bylaws.

**SPCR 3.00 Responsibility**

**SPCR 3.01** The Strategic Planning Committee will develop a strategic plan to provide focus and direction to the organization. The development of the strategic plan will follow current industry best practices.

**SPCR 3.02** The Strategic Planning Committee will oversee the strategic planning timeline and process with consideration of the financial and governance timeline of the organization.

A. The strategic planning process will include gathering both outside information and input from stakeholders throughout the skating community.

B. The strategic planning process will include communication of the plan throughout the organization.

**SPCR 3.03** The strategic plan will be revised and updated every four years, with reviews and amendments annually.

A. Any revisions, updates or amendments will be submitted for approval and/or adoption by the Board of Directors.

B. Strategic plans and amendments submitted to the Board of Directors will include consideration of resources necessary.

### **Group 1: Athlete Services**

#### **Dance Development and Technical Committee (Group 1)**

**DCR 1.00 Authority**

**DCR 1.01** The Dance Development and Technical Committee is a permanent committee pursuant to Article XVI, Section 1, of the U.S. Figure Skating bylaws.

**DCR 2.00 Organization**

**DCR 2.01** The Dance Development & Technical Committee will consist of a chair, a vice chair of development and a vice chair of technical.

**DCR 2.02** The other members of the Dance Development and Technical Committee will include a coach, a judge, a technical panel representative, an international representative, a representative from the Officials Training Committee, at least four additional members, and athlete members as necessary to meet the requirements for athlete representation in accordance with Article XVIII of the U.S. Figure Skating bylaws.

**DCR 3.00 Responsibility**

**DCR 3.01** The Dance Development and Technical Committee will:

- A. Support objectives and programs to foster growth, development and long-term success of dance athletes.
- B. Oversee technical rules relating to ice dance competitions and tests.
- C. Coordinate with the appropriate committees and subcommittees in the International Group to ensure that the rules and development programs throughout the competitive pipeline support achievement at the high performance level.

**Pairs Development and Technical Committee (Group 1)**

**PCR 1.00 Authority**

**PCR 1.01** The Pairs Development and Technical Committee is a permanent committee pursuant to Article XVI, Section 1, of the U.S. Figure Skating bylaws.

**PCR 2.00 Organization**

**PCR 2.01** The Pairs Development and Technical Committee will consist of a chair, a vice chair of development and a vice chair of technical.

**PCR 2.02** The other members of the Pairs Development and Technical Committee will include a coach, a judge, a technical panel representative, an international representative, a representative from the Officials Training Committee, at least four additional members, and athlete members as necessary to meet the requirements for athlete representation in accordance with Article XVIII of the U.S. Figure Skating bylaws.

**PCR 3.00 Responsibility**

**PCR 3.01** The Pairs Development and Technical Committee will:

- A. Support objectives and programs to foster growth, development and long-term success of pairs athletes.
- B. Oversee technical rules relating to pairs skating in competitions and tests.
- C. Coordinate with the appropriate committees and subcommittees in the International Group to ensure that the rules and development programs throughout the competitive pipeline support achievement at the high performance level.

**Singles Development and Technical Committee (Group 1)**

**SICR 1.00 Authority**

**SICR 1.01** The Singles Development and Technical Committee is a permanent committee pursuant to Article XVI, Section 1, of the U.S. Figure Skating bylaws.

**SICR 2.00 Organization**

**SICR 2.01** The Singles Development and Technical Committee will consist of a chair, a vice chair of development and a vice chair of technical.

**SICR 2.02** The other members of the Singles Development and Technical Committee will include a coach, a judge, a technical panel representative, an international representative, a representative from the Officials Training Committee, at least four additional members, and athlete members as necessary to meet the requirements for athlete representation in accordance with Article XVIII of the U.S. Figure Skating bylaws.

**SICR 3.00 Responsibility**

**SICR 3.01** The Singles Development and Technical Committee will:

- A. Support objectives and programs to foster growth, development and long-term success of singles athletes.
- B. Oversee technical rules relating to singles skating in competitions and test.
- C. Coordinate with the appropriate committees and subcommittees in the International Group to ensure that the rules and development programs throughout the competitive pipeline support achievement at the high performance level.

**Sports Sciences and Medicine Committee (Group 1)**

**SMCR 1.00 Authority**

**SMCR 1.01** The Sports Sciences and Medicine Committee is a permanent committee pursuant to Article XVI, Section 1, of the U.S. Figure Skating bylaws.

**SMCR 2.00 Organization**

**SMCR 2.01** The committee is organized into a Medical Services Subcommittee, a Research and Education Subcommittee and a High Performance Subcommittee.

- A. The Medical Services Subcommittee is responsible for team coverage recommendations, outreach and education at multiple levels, ensuring applicability of research as it relates to figure skating, doping control and medical oversight for championships and other competitions.
- B. The Research and Education Subcommittee is responsible for setting research agendas, soliciting research proposals, assisting with proposal development and funding, ensuring definable and practicable outcomes of research and disseminating resulting information.

- C. The High Performance Subcommittee is responsible for athlete performance improvement through training in strength and conditioning, psychology, physiology, nutrition and biomechanics.

**SMCR 3.00 Mission and Responsibility**

**SMCR 3.01** To collect, develop and adapt scientific, clinical and athlete training information for the benefit of figure skaters and the sport of figure skating and to provide clinical and educational support to athlete development.

**SMCR 3.02** To provide or ensure adequate clinical support for U.S. Figure Skating championships and other U.S. Figure Skating sponsored skating events.

**SMCR 3.03** To carry out obligations and manage responsibilities with respect to USOPC and ISU medical requirements.

**SMCR 3.04** To disseminate sports science information throughout the figure skating community.

**SMCR 3.05** To facilitate access for skaters, coaches, rink managers and others to well-qualified professional services in sports science, sports medicine and related clinical and educational fields.

**SMCR 3.06** To guide national programs with special clinical content.

**Synchronized Development and Technical Committee (Group 1)**

**SYSCR 1.00 Authority**

**SYSCR 1.01** The Synchronized Development and Technical Committee is a permanent committee pursuant to Article XVI, Section 1, of the U.S. Figure Skating bylaws.

**SYSCR 2.00 Organization**

**SYSCR 2.01** The Synchronized Development and Technical Committee will consist of a chair, a vice chair of development and a vice chair of technical.

**SYSCR 2.02** The other members of the Synchronized Development and Technical Committee will include a coach, a judge, a technical panel representative, an international representative, a representative from the Officials Training Committee, at least four additional members, and athlete members as necessary to meet the requirements for athlete representation in accordance with Article XVIII of the U.S. Figure Skating bylaws.

**SYSCR 3.00 Responsibility**

**SYSCR 3.01** The Synchronized Development and Technical Committee will:

- A. Support objectives and programs to foster growth, development and long-term success of synchronized skating athletes and teams.
- B. Oversee technical rules relating to synchronized skating competitions.
- C. Coordinate with the appropriate committees and subcommittees in the International Group to ensure that the rules and development programs throughout the competitive pipeline support achievement at the high performance level.

**Group 2: Membership Development**

**Adult Skating Committee (Group 2)**

**ASCR 1.00 Authority**

**ASCR 1.01** The Adult Skating Committee is a permanent committee pursuant to Article XVI, Section 1, of the U.S. Figure Skating bylaws.

**ASCR 2.00 Organization**

**ASCR 2.01** The Adult Skating Committee is organized into the following subcommittees:

- A. Athlete Services and Technical Subcommittee, further organized into the following discipline/specialty groups:
  1. Singles,
  2. Pairs,
  3. Dance,
  4. Showcase,
  5. Technical Panel, and
  6. Other specialty/discipline groups established by the chair
- B. Learn to Skate USA® and Nonqualifying Subcommittee
- C. Community Support and Development Subcommittee
- D. Communications Subcommittee
- E. Other subcommittees established by the chair

**ASCR 2.02** The Adult Skating Committee will consist of the chair, a national vice chair of each subcommittee named in ASCR 2.01, vice chairs for each discipline/specialty named in ASCR 2.01 (A) and such other members as are appointed in accordance with Article XVIII of the U.S. Figure Skating bylaws.

**ASCR 2.03** The national vice chairs and vice chairs will be responsible for overseeing their subcommittee/group and duties and functions assigned to them by the chair.

**ASCR 3.00 Responsibility**

**ASCR 3.01** The Adult Skating Committee will:

- A. Encourage and support the growth of figure skating for adults;

- B. Create and encourage the creation of programs addressing the needs of the adult skating community including the composition and manner of performance of all singles, pairs and ice dance tests not specifically delegated to the Singles, Pairs and Dance Development and Technical Committees;
- C. Work to continue the development of:
  - 1. The U.S. Adult Figure Skating Championships and adult sectional championships, in conjunction with the Competitions Committee;
  - 2. Other adult competitive opportunities, in conjunction with corresponding U.S. Figure Skating Committees.

### **Membership Committee (Group 2)**

**MCR 1.00 Authority**

**MCR 1.01** The Membership Committee is a permanent committee under Article XVI, Section 1, of the U.S. Figure Skating bylaws.

**MCR 2.00 Organization:**

**MCR 2.01** The Membership Committee will consist of the chair, three sectional vice chairs (one from each section), a vice chair of sanctions and eligibility, and other such members as are necessary to carry out the work of the committee and the following subcommittees:

- A. Adaptive Skating
- B. Learn to Skate USA®, and
- C. Parents

**MCR 2.02** Each subcommittee will consist of a national vice chair and such other members as are necessary to carry out the work.

**MCR 3.00 Responsibility**

**MCR 3.01** The Membership Committee is responsible for:

- A. The maintenance and administration of rules governing members and clubs, including applications for membership;
  - 1. Oversee the eligibility status of members
  - 2. Oversee sanctions for skaters in ice shows, exhibitions and for club performances
- B. The investigation, approval or disapproval of membership applications for collegiate clubs, school affiliated clubs, supportive and synchronized skating/Theatre On Ice team memberships;
- C. The recommendation to the Governing Council of applicants for provisional and full club membership;
- D. The placing of clubs in inactive status;
- E. The approval of club name changes or change of principal skating headquarters;
- F. The development of programs for membership growth;
- G. Assisting clubs in maintaining good relations with ice facilities.
- H. The development and maintenance of programs for the recognition of members and clubs.
- I. The development and implementation of programs to support, guide and educate parents of athletes.

**MCR 3.02** The sectional vice chairs will be responsible for administering the investigation and recommendation of all applicants from their respective sections for club membership.

### **Programs and New Program Development Committee (Group 2)**

**PDCR 1.00 Authority**

**PDCR 1.01** The Programs & New Program Development Committee is a permanent committee pursuant to Article XVI, Section 1, of the U.S. Figure Skating bylaws

**PDCR 2.00 Organization**

**PDCR 2.01** The Programs & New Program Development Committee will consist of a chair and the following subcommittees:

- A. Collegiate Skating,
- B. Excel,
- C. High School Programs,
- D. Icemen,
- E. Program Innovation,
- F. Showcase,
- G. Solo Dance,
- H. State Games, and
- I. Theatre On Ice

**PDCR 2.02** Each subcommittee will consist of a national vice chair and other such members as are necessary to carry out the work.

**PDCR 3.00 Responsibility**

**PDCR 3.01** The Programs & New Program Development Committee will:

- A. Create objectives and programs to foster the growth, development and long-term success of each of the skating programs listed in rule PDCR 2.01 (A)-(I).
- B. Oversee and maintain technical, conduct and competition rules as they relate to each of the skating programs listed in rule PDCR 2.01 (A)-(I), not otherwise delegated to the Competitions Committee.

- C. Develop ideas, concepts and implementation plans for new programs that meet the needs of members and goals of U.S. Figure Skating.
- D. Work with outside organizations as appropriate.

### **Group 3: Technical and Officials**

#### **Competitions Committee (Group 3)**

#### **CMCR 1.00 Authority**

**CMR 1.01** The Competitions Committee is a permanent committee pursuant to Article XVI, Section 1, of the U.S. Figure Skating bylaws.

#### **CMCR 2.00 Organization**

**CMCR 2.01** The Competitions Committee will consist of a chair, three sectional vice chairs (one from each section), nine regional vice chairs (one from each region) and the following subcommittees:

- A. Adult Competitions,
- B. Nonqualifying Competitions,
- C. Synchronized Skating Competitions,
- D. Technology, and
- E. Theatrical Skating Competitions.

**CMCR 2.02** Each subcommittee will consist of a national vice chair and such other members as are necessary to carry out the work of the committee. In addition, the Synchronized Skating Competitions Subcommittee will consist of three sectional vice chairs, and the Technology Subcommittee will consist of a vice chair of technical accounting and a vice chair of music.

**CMCR 2.03** The immediate past chair of the Competitions Committee or their designated representative will be an ex-officio member.

#### **CMCR 3.00 Responsibility**

**CMCR 3.01** The Competitions Committee has jurisdiction over and sanctions all U.S. Figure Skating competitions held on ice in the United States as set forth in these rules, with the following exceptions:

- A. Those actions specifically reserved to the Governing Council.
- B. Those actions reserved to the Board of Directors in accordance with U.S. Figure Skating bylaws.
- C. The manner of conduct of international competitions held in the United States, which are governed by the regulations of the International Skating Union.

**CMCR 3.02** The Competitions Committee grants sanctions in accordance with rule 1122.

**CMCR 3.03** The Competitions Committee places qualifying competitions defined in rule 1022 with the exception of the U.S. Figure Skating Championships.

**CMCR 3.04** The authority and jurisdiction over sectional, regional and nonqualifying competitions granted to the Competitions Committee by these rules may be exercised without limitation by the sectional or regional vice chairs of the committee, subject to the general supervision of the chair.

**CMCR 3.05** In addition to the responsibilities above:

- A. The chair, in conjunction with the applicable chief referee, will set the maximum number of officials that can be assigned to a qualifying competition. The chair also oversees the placement, operation and conduct of the U.S. Collegiate Figure Skating Championships and any other competitions not specifically delegated to a national, sectional or regional vice chair in these rules.
- B. The national vice chair of adult competitions oversees the operation and conduct of adult competitions in the United States.
- C. The national vice chair of technology is responsible for certifying and maintaining all software and hardware used at competitions, in conjunction with headquarters staff.
- D. The national vice chair of nonqualifying competitions oversees the standard nonqualifying competition announcement.
- E. The national vice chair of synchronized skating competitions oversees the placement, operation and conduct of synchronized skating competitions in the United States.
- F. The national vice chair of theatrical skating competitions oversees the operation and conduct of theatrical skating competitions in the United States.
- G. Each sectional vice chair oversees the placement, operation and conduct of the U.S. Pairs Final, U.S. Ice Dance Final, sectional singles finals, synchronized sectional championships and adult sectional championships.
- H. Each regional vice chair oversees the placement, operation and conduct of nonqualifying competitions in the applicable region.



## Domestic Officials Recruitment and Management Committee (Group 3)

### DOCR 1.00 Authority

**DOCR 1.01** The Domestic Officials Recruitment and Management Committee is a permanent committee pursuant to Article XVI, Section 1, of the U.S. Figure Skating bylaws.

### DOCR 2.00 Organization

**DOCR 2.01** The Domestic Officials Recruitment and Management Committee will consist of a chair, an ombudsperson and the following subcommittees:

- A. Event Management Officials;
- B. Judges Management;
- C. Technical Panel Management;
- D. Officials Recruitment; and
- E. Officials Review.

**DOCR 2.02** The Event Management Officials Subcommittee will consist of a national vice chair, five vice chairs, one each for referees, accountants, technical accountants, music and announcing; three sectional vice chairs for accounting, three sectional vice chairs for referees, three sectional vice chairs for music and athlete members as necessary to meet the requirements for athlete representation.

**DOCR 2.03** The Judges Management Subcommittee will consist of a national vice chair, three sectional vice chairs and nine regional vice chairs for ice dance judges; three sectional vice chairs and nine regional vice chairs for singles/pairs judges; three sectional vice chairs for synchronized skating judges; one vice chair of theatrical skating judges; the national vice chair of the Judges Training Subcommittee on the Officials Training Committee; and athlete members as necessary to meet the requirements for athlete representation.

**DOCR 2.04** The Technical Panel Management Subcommittee will consist of a national vice chair; four discipline vice chairs – one each for ice dance, pairs, singles and synchronized skating; one vice chair for data operators; the national vice chair of the Technical Panel Training Subcommittee on the Officials Training Committee; and athlete members as necessary to meet the requirements for athlete representation.

**DOCR 2.05** The Officials Recruitment Subcommittee will consist of a national vice chair, and six vice chairs, one each for singles, pairs, dance, synchronized skating, accountants/technical accountants and music/announcing, additional members as necessary for their skill set and athlete members as necessary to meet the requirements for athlete representation.

**DOCR 2.06** The Officials Review Subcommittee will consist of a national vice chair, a vice chair of judges and referees, a vice chair of technical panel officials, a vice chair of accountants/technical accountants, a vice chair of music, a vice chair of announcing, additional members as necessary for their skill set, and athlete members as necessary to meet the requirements for athlete representation. The chair of the Ethics Committee will be an ex-officio member.

**DOCR 2.07** The immediate past chair of the Domestic Officials Committee or their designated representative will be an ex-officio member.

**DOCR 2.08** The chair of the Officials Training Committee will be an ex-officio member.

**DOCR 2.09** The chair of the International Officials Committee will be an ex-officio member.

### DOCR 3.00 Responsibility

**DOCR 3.01** The responsibilities of the Event Management Officials, Judges Management and Technical Panel Management Subcommittees are:

- A. The evaluation, appointment, promotion, suspension, demotion, removal, conduct, qualification and performance of all accountants, technical accountants, announcers, music officials, judges, referees and technical panel officials.
- B. The oversight of rules relating to officials.
- C. Establishing minimum standards and qualifications to serve as an official for sanctioned competitions and test sessions conducted by U.S. Figure Skating in all skating disciplines.
- D. Establishing and administering conflict of interest regulations governing service of officials in sanctioned competitions conducted by U.S. Figure Skating.

**DOCR 3.02** The responsibilities of the Officials Recruitment Subcommittee are:

- A. Recruiting enough officials to staff U.S. Figure Skating competitions and test sessions in all positions.
- B. Developing and implementing a welcoming on-boarding process for interested officials.
- C. Managing a list of prospective officials. Ensuring those interested go through the on-boarding process and receive the tools they need to get started.
- D. Coordinating with the appropriate subcommittees to assign mentors to prospective officials to ensure they become established on the path to earn their first appointment.
- E. Developing and implementing programs for recruiting new officials in all roles.

**DOCR 3.03** The responsibilities of the Officials Review Subcommittee are:

- A. Developing, implementing and overseeing a process for collecting and analyzing data to evaluate the performances of officials at competitions and test sessions.
- B. Providing the analysis to the appropriate subcommittees, committees and/or headquarters staff.

### Domestic Selections Committee (Group 3)

#### DSCR 1.00 Authority

**DSCR 1.01** The Domestic Selections Committee is a permanent committee pursuant to Article XVI, Section 1, of the U.S. Figure Skating bylaws.

#### DSCR 2.00 Organization

**DSCR 2.01** The Domestic Selections Committee will consist of a chair and the following subcommittees:

- A. Event Management Selections;
- B. Judges Selections; and
- C. Technical Panel Selections.

**DSCR 2.02** The Event Management Selections Subcommittee will consist of a national vice chair; five vice chairs, one each for referees, accountants, technical accountants, music and announcing; three members, one each representing singles/pairs referees, dance referees and synchronized referees; three sectional vice chairs for accounting; and athlete members as necessary to meet the requirements for athlete representation.

**DSCR 2.03** The Judges Selections Subcommittee will consist of a national vice chair, three sectional vice chairs for ice dance, three sectional vice chairs for singles/pairs, three sectional vice chairs for synchronized skating and athlete members as necessary to meet the requirements for athlete representation.

**DSCR 2.04** The Technical Panel Selections Subcommittee will consist of a national vice chair, three sectional vice chairs for singles; one vice chair each for ice dance, pairs and synchronized skating; and athlete members as necessary to meet the requirements for athlete representation.

**DSCR 2.05** The immediate past chair of the Domestic Selections Committee or their designated representative will be an ex-officio member.

**DSCR 2.06** Athlete members may not be competing in the current season or have competed during the immediate prior season.

#### DSCR 3.00 Responsibility

**DSCR 3.01** The Domestic Selections Committee is responsible for:

- A. The selection of officials for all qualifying competitions and U.S. Championships (figure skating, synchronized skating, adult and collegiate) within the maximum number set by the chair of the Competitions Committee (see rule CMCR 3.05). All selected officials must meet the applicable requirements specified in rules 2100-2135.
- B. Final approval of officials' selections made by clubs hosting National Qualifying Series events.
- C. Giving due consideration to the needs and financial limitations of the competition as well as the desirability of geographical representation and other relevant criteria when selecting officials, in addition to consideration for officials obtaining adequate experience and activity for maintaining appointments and advancement.

### Officials Training Committee (Group 3)

#### OTCR 1.00 Authority

**OTCR 1.01** The Officials Training Committee is a permanent committee pursuant to Article XVI, Section 1, of the U.S. Figure Skating bylaws.

#### OTCR 2.00 Organization

**OTCR 2.01** The Officials Training Committee will consist of a chair and the following subcommittees:

- A. Accountants and Technical Accountants Training;
- B. Announcers and Music Officials Training;
- C. Judges Training;
- D. Referees Training; and
- E. Technical Panel Training.

**OTCR 2.02** The Accountants and Technical Accountants Training, Announcers and Music Officials Training, and Referees Training Subcommittees will consist of a national vice chair, three sectional vice chairs, additional members as necessary for their skill set and athlete members as necessary to meet the requirements for athlete representation.

**OTCR 2.03** The Judges Training Subcommittee will consist of a national vice chair, vice chairs for ice dance, singles/pairs and synchronized skating, in addition to the national vice chair of the Judges Management Subcommittee on the Domestic Officials Recruitment and Management Committee; additional members as necessary for their skill set; and athlete members as necessary to meet the requirements for athlete representation.

**OTCR 2.04** The Technical Panel Training Subcommittee will consist of a national vice chair; four discipline vice chairs — one each for ice dance, pairs, singles and synchronized skating; one vice chair for data operators; the national vice chair of the Technical Panel Management Subcommittee on the Domestic Officials Recruitment and Management Committee; additional members as necessary for their skill set; and athlete members as necessary to meet the requirements for athlete representation.

**OTCR 2.05** The immediate past chair of the Officials Training Committee or their designated representative will be an ex-officio member.

**OTCR 2.06** The chair of the Domestic Officials Recruitment and Management Committee will be an ex-officio member.

### **OTCR 3.00 Responsibility**

**OTCR 3.01** The Officials Training Committee is responsible for providing educational programs and training tools to ensure all certified officials are qualified to serve. To meet these responsibilities, the Officials Training Committee will develop, maintain and execute:

- A. Training programs for new officials that prepare them to test and be promoted;
- B. Continuing education programs for officials;
- C. Oversight (development, administration and grading) of the officials' exams; and
- D. Dissemination of information related to officials training opportunities.

**OTCR 3.02** The Officials Training Committee is responsible for distributing information on applicable ISU and U.S. Figure Skating rule changes and clarifications to applicable officials.

### **Tests Committee (Group 3)**

#### **TCR 1.00 Authority**

**TCR 1.01** The Tests Committee is a permanent committee pursuant to Article XVI, Section 1, of the U.S. Figure Skating bylaws.

#### **TCR 2.00 Organization**

**TCR 2.01** The Tests Committee will consist of the chair and such other vice chairs and members as necessary to carry out the work of the committee.

#### **TCR 3.00 Responsibility**

**TCR 3.01** Members of the Tests Committee will prepare timely answers to all ballots, work with the chair on specific tasks and projects and report to the chair any issues of concern. In addition, vice chairs will be responsible for the duties and functions assigned to them by the chair.

**TCR 3.02** The Tests Committee is responsible for:

- A. The administration of the test rules;
- B. The testing procedures and the conduct of all tests;
- C. The determination of U.S. Figure Skating test fees to be charged;
- D. All other matters common to tests not specifically delegated to the Dance Development and Technical, Pairs Development and Technical, Singles Development and Technical and Domestic Officials Recruitment and Management Committees;
- E. The maintenance of test records by U.S. Figure Skating headquarters and the awarding of test certificates and emblems; and
- F. The review of issues of rule violations that occur as a result of testing and the determination of appropriate action.

### **Group 4: Administrative/Legal**

#### **Ethics Committee (Group 4)**

#### **ECR 1.00 Authority**

**ECR 1.01** The Ethics Committee is a permanent committee pursuant to Article XVI, Section 1, of the U.S. Figure Skating bylaws.

#### **ECR 2.00 Jurisdiction and Responsibility**

**ECR 2.01** Jurisdiction: Unless and until a grievance or disciplinary matter has been referred to the Grievance Committee pursuant to Article XXV of the U.S. Figure Skating bylaws, the Ethics Committee shall have jurisdiction over all matters arising under U.S. Figure Skating's Code of Ethics or Code of Conduct.

**ECR 2.02** Responsibility: It shall be the responsibility of the Ethics Committee to interpret, administer and apply U.S. Figure Skating's Code of Ethics and Code of Conduct, including the development of principles of ethical behavior and conflict of interest applicable to U.S. Figure Skating members and member clubs and the administration of U.S. Figure Skating's conflict of interest annual disclosure process in accordance with GR 1.01.

#### **ECR 3.00 Disciplinary Proceedings**

**ECR 3.01** The chair of the Ethics Committee, or the chair's designee, shall review all matters referred by the U.S. Figure Skating president or the U.S. Figure Skating vice president involving an alleged violation of U.S. Figure Skating's Code of Ethics or Code of Conduct.

**ECR 3.02** After review of any such matter, the chair of the Ethics Committee, or the chair's designee, may, if it is determined that further proceedings should be conducted, initiate a disciplinary proceeding in accordance with Article XXV, Section 1 (B), of the U.S. Figure Skating bylaws.

**ECR 3.03** The chair of the Ethics Committee, or the chair's designee, shall deliver a copy of the Grievance Statement to the Respondent(s), the chair of the Grievance Committee and the vice president. Such notice shall be by any expeditious delivery system that provides reasonable evidence of delivery to the addressee.

**ECR 3.04** The vice president may suspend the Respondent pending the hearing contemplated by Article XXV, Section 1 (B), of the U.S. Figure Skating bylaws if applicable law, including the Ted Stevens Olympic and Amateur Sports Act, does not otherwise prohibit such action.

**ECR 3.05** The chair of the Ethics Committee may designate the chair of the SkateSafe® Committee or the Administrative/Legal Group coordinator to review the matter, initiate a disciplinary proceeding, and/or deliver a copy of the Grievance Statement if the chair is unable to do so for any reason.

#### **ECR 4.00 SkateSafe® Complaints**

**ECR 4.01** Complaints must be made in writing and directed to the SkateSafe® Committee.

**ECR 4.02** The chair of the SkateSafe® Committee and/or their designee will review all SkateSafe® Complaints, except for matters subject to the jurisdiction of the U.S. Center for SafeSport in accordance with Article XXV, Section 2, of the U.S. Figure Skating bylaws, and determine if a Letter of Concern is appropriate or if the Complaint should be referred to the Domestic Officials Recruitment and Management Committee, Ethics Committee and/or other appropriate committee.

**ECR 4.03** In the event the Complaint is not forwarded to the chair of a committee specified in rule ECR 4.02, the chair of SkateSafe® and/or Ethics may prepare a Letter of Concern arising out of a violation of the SkateSafe® Policy. A Letter of Concern will identify the infraction and reference the policy or rule at issue. Such a letter and any response will be placed in the permanent file of the member and will not be subject to public review.

**ECR 4.04** To the extent that the Complaint involves an alleged ethical violation, the chair of the SkateSafe® Committee will refer the Complaint to the chair of the Ethics Committee for review and determination as to whether a disciplinary proceeding should be initiated, per Article XXV, Section 1 (B), of the U.S. Figure Skating bylaws.

**ECR 4.05** In the event the chair of the Ethics Committee or their designee determines that a SkateSafe® Complaint raises an allegation of violation of the SkateSafe® Policy, the chair of the Ethics Committee or their designee will impanel a subcommittee consisting of the chair of the SkateSafe® Committee or their designee as the subcommittee chair, in addition to two members selected from the Ethics, SkateSafe® and/or Grievance Committees, one of whom will be an athlete member.

**ECR 4.06** The impaneled subcommittee will review the Complaint and investigate the allegations within 30 days of receipt of the SkateSafe® Complaint.

**ECR 4.07** Upon receipt of a SkateSafe® Complaint to be investigated, a copy of the Complaint, or a synopsis of the Complaint, will be forwarded to the last known email address of the Respondent. The Respondent will have 14 days from the date the Complaint was emailed to the Respondent to Answer the Complaint. Any witness to the event will be identified by name and email address.

**ECR 4.08** The subcommittee, upon review of the Complaint and Answer, together with any other information gathered by the Subcommittee, will do one of the following:

- A. Dismiss the SkateSafe® Complaint.
- B. Determine if any corrective action is necessary.
- C. Prepare a Private Letter of Admonition which, together with the Complaint and Answer, will be placed in the permanent file of the Respondent. A Private Letter of Admonition will be forwarded only to the Respondent. Notification that a Private Letter of Admonition was sent will be sent to the Respondent and the Complainant.
- D. Prepare a Public Letter of Admonition which, together with the Complaint and Answer, will be placed in the permanent file of the Respondent. The Public Letter of Admonition will be sent to the Respondent, the Complainant, the SkateSafe® chair(s) of the club(s) of which the Respondent is a member and/or where the incident occurred, and any other person or entity identified by the subcommittee.

**ECR 4.09** Private Letters of Admonition are not subject to dissemination; however, the date of a Private Letter of Admonition may be provided to a member requesting such information. Public Letters of Admonition are available to members who request a copy through headquarters.

**ECR 4.10** Letters of Admonition must be in writing and furnished to the Administrative/Legal Group coordinator and U.S. Figure Skating headquarters in addition to the parties specified in rule ECR 4.08.

**ECR 4.11** The Respondent may appeal the Disposition of the Subcommittee within 10 days of the date of the Determination, by filing a Grievance using the procedures set forth in Article XXV, Section 1 (A), of the U.S. Figure Skating bylaws and rule GCR 3.00. The Grievance Committee Rules (GCR 3.00 through GCR 9.00) will apply to an appeal of the subcommittee's Disposition. No filing fee will be charged.

**ECR 4.12** In the event corrective action is necessary, the Subcommittee will determine and provide to the Respondent the nature of the corrective action to address the Complaint and the date by which the corrective action must be completed.

- A. Failure to complete the corrective action by the date specified is a violation of the Code of Conduct. In the event of a failure to complete the corrective action by the date specified, the chair of the Ethics Committee will refer the matter to the chair of the Grievance Committee for review and determination as to whether disciplinary proceedings will be initiated, per Article XXV, Section 1 (A) and (B), of the U.S. Figure Skating bylaws.

**ECR 4.13** Confidentiality concerning the subject matter of a SkateSafe® Complaint and the parties involved must be maintained by all parties and participants until the process is finalized.

#### **ECR 5.00 Retaliatory Conduct**

**ECR 5.01** As to any matter under review for a SkateSafe® or ethics violation, retaliatory conduct is prohibited. Any member engaging in such conduct will be subject to disciplinary action in accordance with Article XXV, Section 1, of the U.S. Figure Skating bylaws.

#### **ECR 6.00 Authority to Issue Immediate Interim Suspension**

**ECR 6.01** In the event a member is criminally charged with alleged sexual abuse or misconduct, the U.S. Figure Skating chief executive officer, in consultation with legal counsel, has the authority to suspend the member immediately. The suspension will remain in effect until the U.S. Center for SafeSport accepts jurisdiction over the matter pursuant to Article XXV, Section 2, of the U.S. Figure Skating bylaws, and issues an interim measure or other discipline or sanction against the member.

## **Giving Programs Committee (Group 4)**

### **GPCR 1.00 Authority**

**GPCR 1.01** The Giving Programs Committee is a permanent committee pursuant to Article XVI, Section 1, of the U.S. Figure Skating bylaws.

### **GPCR 2.00 Organization**

**GPCR 2.01** The Giving Programs Committee will consist of the chair and such other members as are appointed in accordance with Article XVIII of the U.S. Figure Skating bylaws.

### **GPCR 3.00 Responsibility**

**GPCR 3.01** The Giving Programs Committee will:

- A. Encourage gifts to U.S. Figure Skating's giving funds, including the Memorial Fund, the Mabel Fairbanks Skating Yours Fund, the Synchronized Skating Athlete Support Fund, and any future funds approved by the Board of Directors.
- B. Determine eligibility criteria for various scholarships and awards funded and distributed by U.S. Figure Skating and/or The United States Figure Skating Foundation.
- C. Provide input into the annual budget and scholarship amounts for awards funded and distributed by U.S. Figure Skating and/or The United States Figure Skating Foundation.
- D. In partnership with headquarters, strategize fundraising initiatives associated with the funds.

## **Grievance Committee (Group 4)**

### **GCR 1.00 Authority**

**GCR 1.01** The Grievance Committee is a permanent committee pursuant to Article XVI, Section 1, of the U.S. Figure Skating bylaws.

### **GCR 2.00 Responsibility and Jurisdiction**

**GCR 2.01** The Grievance Committee is responsible for maintaining and administering the various grievance and hearing rules and processes provided under U.S. Figure Skating bylaws and rules and providing standard hearing and complaint procedures for resolving grievances in a prompt and equitable manner for its members.

**GCR 2.02** The Grievance Committee has jurisdiction over all grievances and disciplinary proceedings filed under Article XXV of the U.S. Figure Skating bylaws except for matters subject to the jurisdiction of the U.S. Center for SafeSport under Article XXV, Section 2, of the U.S. Figure Skating bylaws.

**GCR 2.03** Once a grievance has been filed or a disciplinary proceeding initiated in accordance with applicable U.S. Figure Skating bylaws or rules, the respondent(s) may not cause themselves to be removed or excused from the grievance or disciplinary proceeding, as the case may be, by resigning their U.S. Figure Skating membership(s).

### **GCR 3.00 Initiating Grievance Proceedings**

**GCR 3.01** The grievance process is started by filing a grievance statement with the Grievance Committee chair. A grievance statement may be filed by either a member or a member club. The grievance statement must be written and signed, and include:

- A. The name of the party filing the Grievance (the "Grievant");
- B. The Grievant's address, telephone number and U.S. Figure Skating registration number;
- C. The name of the party against whom the Grievance is brought (the "Respondent");
- D. The Respondent's address, telephone number and, if known, the U.S. Figure Skating registration number;
- E. The name, address and telephone numbers of any other party involved;
- F. The U.S. Figure Skating bylaw or rule allegedly violated;
- G. A clear and concise statement of facts explaining the alleged violation, including all relevant dates;
- H. A statement certifying that the Grievant attempted to resolve the matter and a description of the specific actions the Grievant took to resolve the matter; and
- I. The action the Grievant wishes taken.
- J. The Grievant may attach supporting documentation and evidence, including a description of anticipated testimonial evidence, to the Grievance Statement.
- K. The Grievant's signature along with the following language: "I declare under penalty of perjury that everything I have stated in this document is true and correct."
- L. The Grievant must pay a \$225 filing fee to U.S. Figure Skating when the Grievance is filed. If the Grievance is not accepted, the filing fee will be refunded. There is no fee for filing a SkateSafe® Complaint with U.S. Figure Skating or a report with the U.S. Center for SafeSport (see rule section ECR 4.00).

### **GCR 3.02 Receipt of Grievance Statement by Grievance Committee chair:**

- A. The Grievance Committee chair reviews the Grievance Statement after it has been filed to determine:
  1. Whether the allegations, if believed, establish a violation of U.S. Figure Skating bylaws or rules;
  2. Whether the Grievance Statement complies with applicable U.S. Figure Skating bylaws;
  3. Whether the Grievance Hearing Panel has the authority to grant the relief requested.
- B. If the Grievance Statement alleges violations of the U.S. Figure Skating Code of Ethics or U.S. Figure Skating Code of Conduct, the Grievance Committee chair must promptly forward the Grievance Statement to the Ethics Committee chair and the vice president for action in accordance with applicable U.S. Figure Skating bylaws and rules.

- C. If the Grievance Committee chair determines that the Grievance Statement complies with all applicable requirements, the Grievance Committee chair shall, within two weeks of receipt of the Grievance Statement:
  1. Notify the Grievant, the Respondent, the president, secretary and Administrative/Legal Group coordinator of U.S. Figure Skating of acceptance of the Grievance; and
  2. Forward a copy of the Grievance Statement and any attachments provided through rule GCR 3.01 (J) to the Respondent(s) at the Respondent's last known address or the address maintained in the U.S. Figure Skating database or to the Respondent's representative, if such representative is known to U.S. Figure Skating. This will constitute "notice". The person responsible for sending the documents to the Respondent must use any expeditious delivery system that provides reasonable evidence of delivery to the addressee, which will constitute proof that notice of the Grievance was given to the Respondent.
- D. If the Grievance Committee chair determines that the Grievance Statement does not comply with all applicable requirements, the Grievance Committee chair must notify the Grievant. The notice must be in writing and explain the basis for the decision. The notice must be sent by any expeditious delivery system that provides reasonable evidence of delivery to the addressee, within two weeks of receipt of the Grievance Statement. The Grievant shall have no more than two weeks from receipt of such notice to amend the Grievance Statement so that it complies with applicable bylaw requirements. The Grievance Committee chair shall forward a copy of the returned Grievance and decision statement to the vice president for their consideration under U.S. Figure Skating bylaws and rules.

**GCR 3.03 Respondent's Reply to Grievance Statement:**

- A. The Respondent may file a response to the Grievance Statement with the Grievant and the Grievance Committee chair. If filed, the response must be in writing and signed with the following language: "I declare under penalty of perjury that everything I have stated in this document is true and correct." The Respondent may also include supporting documentation and evidence, including a description of anticipated testimonial evidence, with the response. The response must be filed within 30 days after delivery of the Grievance Statement to the address of the Respondent on file at U.S. Figure Skating headquarters by any expeditious delivery system that provides reasonable evidence of delivery.
- B. Failure to file a Response constitutes an admission of the allegations made by the Grievant and waives the Respondent's right to a hearing or appeal. After such an admission, the Grievance Committee chair will recommend appropriate relief to the Board of Directors and seek their agreement. If the board concurs, the Grievance Committee chair's decision is final, binding and may not be appealed under the bylaws and rules of U.S. Figure Skating.

**GCR 3.04 Hearing Panel Composition:**

- A. Referral to Hearing Panel: After receiving a timely Response, the Grievance Committee chair must appoint a Hearing Panel within two weeks and must deliver the Grievance Statement and the Response to the Hearing Panel.
- B. The Hearing Panel must consist of at least three and no more than nine persons. The Grievance Committee chair may select members from the Grievance Committee or Ethics Committee. Athlete representatives, who meet the qualifications in U.S. Figure Skating bylaws Article XXI, must constitute at least 33.3 percent of the Hearing Panel.
- C. The Grievance Committee chair may appoint a person who is not a member of U.S. Figure Skating. No more than one-third of the Hearing Panel may be nonmembers of U.S. Figure Skating. The Grievance Committee chair selects the Hearing Panel chair.
- D. The Grievance Committee chair must advise the Grievant, Respondent, U.S. Figure Skating president, secretary and Administrative/Legal Group coordinator of the names of the Hearing Panel members promptly upon their appointment. Such notice may be verbal, but must be promptly confirmed in writing.
- E. Either the Grievant or the Respondent may request the replacement of a Hearing Panel member. Such a request may be made solely on the basis of an alleged conflict of interest. The request must be in writing and delivered to the Grievance Committee chair within 10 days of receipt of the names of the Hearing Panel members. The request must specify the basis for the request and provide all evidence supporting the request. The Grievance Committee chair must, within five days of receipt of a request for removal, determine whether to grant the request and must notify the parties, the U.S. Figure Skating secretary and the Administrative/Legal Group coordinator of the decision in writing. If the Grievance Committee chair finds a conflict of interest, the Grievance Committee chair must appoint a replacement. The Grievance Committee chair's decision is final, binding, and may not be appealed under the bylaws and rules of U.S. Figure Skating.

**GCR 3.05 Hearing Guidelines:**

- A. The Grievance Committee chair, after consultation with the parties, will determine how the hearing will be conducted and provide written notification of such decision to the parties. The hearing or completion of the investigation must occur within 90 days of the appointment of a Hearing Panel unless the Hearing Panel chair and the Grievance Committee chair concurrently decide that there are reasonable grounds for a delay, in which case they will grant a reasonable delay, and notify the parties of the delay.
- B. The Grievant and Respondent may represent themselves throughout the grievance process, or may be represented by a person of their choice.
- C. The Hearing Panel chair will provide the Grievant, the Respondent and the panel members with written procedures and guidelines to be followed.
- D. All communications with the Hearing Panel before and after the hearing must be in writing and directed to the chair of the Hearing Panel. Communications during the hearing proceedings need not be in writing.
- E. The Hearing Panel chair must ensure that a record of the hearing is made.

- F. All parties must be given a reasonable opportunity to present oral or written evidence, to cross-examine witnesses, and to present such factual or legal claims as desired. The rules of evidence will not be strictly enforced; instead, rules of evidence generally accepted in administrative proceedings will be applicable. The Hearing Panel will determine admissibility, relevance and materiality of the evidence offered and may exclude evidence deemed by the Hearing Panel to be cumulative or irrelevant. The Hearing Panel has the right to question witnesses or parties to the proceeding at any time.
- G. The Grievant has the burden of supporting the Grievance by a preponderance of the evidence.
- H. Within 20 days of the conclusion of a hearing, the Hearing Panel must issue a written decision including findings of fact, the bylaws or rules upon which the decision is based and the reasoning behind the decision. The decision must be sent to the Grievance Committee chair, Grievant, Respondent and the U.S. Figure Skating president, secretary and Administrative/ Legal Group coordinator by any expeditious delivery system that provides reasonable evidence of delivery.
- I. The jurisdiction of the Hearing Panel ceases, and Hearing Panel members will be discharged when the written decision is issued.

**GCR 3.06 Stipulated Resolution of a Grievance**

- A. The Grievant, Respondent and the Grievance Committee chair may informally discuss the Grievance and reach a resolution to the Grievance prior to the Hearing Panel actually hearing the Grievance. If a resolution is voluntarily reached by the Grievant and Respondent, which is approved by the Grievance Committee chair, the resolution will be submitted to the Board of Directors for their concurrence.
- B. If the Grievant is U.S. Figure Skating, then the stipulated resolution of the Grievance must be agreed to by the Respondent, the president of U.S. Figure Skating and the chief executive officer of U.S. Figure Skating. The stipulated resolution of such a grievance will be submitted to the Board of Directors for its concurrence.

**GCR 4.00 Selection of Persons to Serve on Hearing Panels**

**GCR 4.01** The Grievance Committee chair shall select persons to serve on Hearing Panels in accordance with the provisions of Articles XXI and XXV of the U.S. Figure Skating bylaws.

**GCR 4.02** The Grievance Committee chair shall make every effort to ensure that all members of the Grievance Committee serve on a Hearing Panel in a given year before any member is assigned to serve on more than one Hearing Panel.

**GCR 5.00 Expedited Procedures**

**GCR 5.01 Scope:** The following rules apply to grievance and disciplinary proceedings when compliance with regular procedures contained in Article XXV, Section 1, of the U.S. Figure Skating bylaws would not be likely to produce a sufficiently early decision to do justice to the affected parties.

**GCR 5.02 Expedited Hearing Panels:** Expedited Hearing Panels shall exist to hear grievance and disciplinary matters referred to in Article XXV, Section 1 (A) and (B), of the U.S. Figure Skating bylaws and these Grievance Committee Rules. Expedited Hearing Panels must consist of at least three members including one athlete member. These persons may be members or nonmembers of U.S. Figure Skating; however, nonmembers of U.S. Figure Skating must not exceed one-third of any panel. The Grievance Committee chair must select the Hearing Panel chair. The Expedited Hearing Panel’s jurisdiction ceases, and Expedited Hearing Panel members are discharged when a written decision is issued.

**GCR 5.03 Appointment of Expedited Hearing Panel Members:**

- A. Expedited Hearing Panels for qualifying competitions (excluding National Qualifying Series events) and competitions protected under the USOPC Bylaws and the Ted Stevens Olympic and Amateur Sports Act:
  - 1. The Grievance Committee chair annually selects a chair and two additional members of separate Expedited Hearing Panels to hear grievance or disciplinary matters regarding the participation of a competitor in a U.S. Figure Skating qualifying competition or other competitions protected by the USOPC Bylaws and the Ted Stevens Olympic and Amateur Sports Act, including each U.S. Figure Skating national, sectional and regional competition (“domestic competition”), and all World, Olympic and international competitions.
  - 2. The selection and naming of the Expedited Hearing Panel for the specified competitions shall occur annually, and the names of the Expedited Hearing Panels’ members must be available on request from U.S. Figure Skating headquarters.
  - 3. No U.S. Figure Skating official who is officiating at the event in question and/or at a sectional singles final, U.S. Pairs Final, U.S. Ice Dance Final, synchronized sectional championship, adult sectional championship, the U.S. Figure Skating Championships, the U.S. Synchronized Skating Championships, the U.S. Adult Figure Skating Championships, the U.S. Collegiate Figure Skating Championships, an ISU World Championship and/or an Olympic Games for the same discipline in the same season may serve on any Expedited Hearing Panel convened under this section.
  - 4. If the jurisdiction of an Expedited Hearing Panel is challenged because a grievance or disciplinary proceeding is initiated between competitions, or otherwise, the Grievance Committee chair determines which Expedited Hearing Panel will preside. Such decision is final, binding and not appealable under the U.S. Figure Skating bylaws and rules.
- B. All other Expedited Hearing Panels:
  - 1. The Grievance Committee chair selects a chair and two additional members to hear grievance or disciplinary matters, other than those specified under GCR 5.03 on a case by case basis in accordance with Article XXV of the U.S. Figure Skating bylaws and those Grievance Committee Rules.

#### **GCR 5.04 Expedited Hearing Procedures:**

- A. Filing a request for an Expedited Hearing for qualifying competitions and competitions protected under the USOPC Bylaws or the Ted Stevens Olympic and Amateur Sports Act:
1. Any aggrieved U.S. Figure Skating member, member club or the Ethics Committee chair (the “Grievant”) may initiate a grievance or disciplinary proceeding on an expedited basis pursuant to Article XXV, Section 1, of the U.S. Figure Skating bylaws by notifying the Grievance Committee chair verbally as soon as the substance of the grievance or disciplinary matter becomes known, followed within 24 hours by a written Grievance Statement. The verbal notice must include:
    - a. A statement of fact, including the alleged harm or potential harm to the Grievant;
    - b. The bylaws or rules allegedly violated;
    - c. The name of the party against whom the Grievance is brought (the “Respondent”);
    - d. The specific relief requested.The written Grievance Statement must include all of the above elements, and must be signed by the Grievant with the following language: “I declare under penalty of perjury that everything I have stated in this document is true and correct.”
  2. Upon verbal notice, the Grievance Committee chair must promptly notify the Respondent, the appropriate Hearing Panel, the Competitions Committee chair and the chief referee of the subject competition, or, in the case of an international competition, the International Committee chair.
  3. Upon receipt of the written Grievance Statement, the Grievance Committee chair must forward copies to the:
    - a. Respondent;
    - b. Hearing Panel members;
    - c. Competitions Committee chair and chief referee; or the International Committee chair; and
    - d. U.S. Figure Skating president, secretary and Administrative/Legal Group coordinator.
  4. A Hearing Panel may not usurp the power of a referee as authorized in rules 1210 and 1500-1505.
- B. Filing a request for an Expedited Hearing for all other matters:
1. If the Grievance Committee chair determines that compliance with regular procedures would not likely produce a timely decision under the circumstances, any aggrieved U.S. Figure Skating member or member club or the chair of the Ethics Committee (the “Grievant”) may initiate a grievance or disciplinary proceeding on an expedited basis pursuant to Article XXV, Section 1, of the U.S. Figure Skating bylaws by notifying the Grievance Committee chair in writing as soon as the substance of the grievance or disciplinary matter becomes known. Such notice must include:
    - a. A concise statement of fact including the alleged harm to the Grievant;
    - b. The bylaws or rules allegedly violated;
    - c. The name of the party against whom the Grievance is brought (the “Respondent”);
    - d. The specific relief requested; and
    - e. The signature of the Grievant with the following language: “I declare under penalty of perjury that everything I have stated in this document is true and correct.”
  2. Upon such notice, the Grievance Committee chair must promptly appoint an Expedited Hearing Panel and must promptly notify the Respondent, the chair of any U.S. Figure Skating committee affected and the U.S. Figure Skating president, secretary and Administrative/Legal Group coordinator.
- C. The Expedited Hearing:
1. The Expedited Hearing Panel will conduct the hearing on an expedited basis in any manner the Grievance Committee chair deems reasonable and necessary under the particular circumstances.
  2. The Expedited Hearing Panel chair must advise all parties of the procedures to be followed.
  3. The decision of the Hearing Panel may be announced verbally as soon as a decision is reached. A written decision including findings of fact, the bylaws or rules upon which the decision is based and the reason for the decision must be promptly issued no later than 10 days after the hearing. The verbal and written decision must be provided to the Grievant, Respondent, U.S. Figure Skating president, secretary, Administrative/Legal Group coordinator and the Grievance Committee chair.

#### **GCR 6.00 Appeal from Decisions of Expedited Hearing Panels**

**GCR 6.01** Appeal from decisions of Expedited Hearing Panels for qualifying competitions and competitions protected under the USOPC Bylaws and the Ted Stevens Olympic and Amateur Sports Act (GCR 5.04 (A)):

- A. Appeals from the decision of an Expedited Hearing Panel may be taken directly to the Appellate Panel by verbal notice, followed within 24 hours by written notice, to the Grievance Committee chair, the U.S. Figure Skating secretary and the Administrative/Legal Group coordinator. The Appellate Panel will conduct an Expedited Appeal on such a basis as it deems reasonable and necessary under the particular facts and circumstances in order to afford the affected parties an opportunity to be heard.
- B. The Appellate Panel’s decision is final, binding and not reviewable, unless the decision involves the opportunity of any eligible athlete, coach, trainer, manager, administrator or official to participate in athletic competition as protected by the USOPC Bylaws, in which event, upon demand of the affected person, the decision of the Appellate Panel may be submitted to arbitration by any party in accordance with the standard commercial arbitral rules of the arbitral organization designated by the USOPC (the “Arbitral Organization”). Such arbitration shall be conducted at the office of the Arbitral



Organization nearest to U.S. Figure Skating headquarters unless the parties otherwise agree. The party against whom the decision is rendered must bear the cost of the Arbitral Organization and any charges of the arbitrator, except as otherwise agreed by the parties.

**GCR 6.02** Appeals from decision of Expedited Hearing Panels for all other matters:

- A. No appeals may be taken within U.S. Figure Skating from any decision of an Expedited Hearing Panel arising under GCR 5.04 (B). The decision of such Hearing Panels is final, binding and not appealable under the U.S. Figure Skating bylaws and rules.

**GCR 7.00 Conflicts**

**GCR 7.01** Notwithstanding any other rules regarding action on protests, complaints or grievances at a competition or otherwise on an expedited basis, if conflicts are deemed to exist between these Grievance Committee Rules and such other rules, these Grievance Committee Rules control.

**GCR 8.00 Fees, Costs and Expenses**

**GCR 8.01** Unless otherwise provided for by law or agreed to by the parties, each party shall bear their own fees, costs and expenses of any proceeding under the U.S. Figure Skating bylaws or rules. No party is entitled to reimbursement from another, including from U.S. Figure Skating, for fees, costs or expenses associated with any proceedings under the U.S. Figure Skating bylaws or rules. This rule does not prohibit a hearing panel from assessing fees, costs and expenses if the panel determines that an assessment is an appropriate sanction against a party to a grievance or disciplinary proceeding.

**GCR 9.00 Confidentiality/Publication**

**GCR 9.01** Confidentiality concerning the subject matter of a Grievance and of the Grievance proceeding must be maintained by all parties and participants until the grievance process is final.

**GCR 9.02** The identity of all Grievance Hearing Panelists and non-party witnesses must at all times remain confidential and must not be divulged by any party or witness unless a panelist or non-party witness expressly consents in writing to publish their name.

**GCR 9.03**

- A. Once a final decision is issued, U.S. Figure Skating must publish the following information in SKATING magazine and on [usfigureskating.org](http://usfigureskating.org):

1. The name of the Grievant and Respondent;
2. The nature of the Grievance and the U.S. Figure Skating bylaw or rule alleged to have been violated;
3. The outcome of the Grievance and discipline imposed, if any.

- B. When a grievance is resolved by Stipulated Resolution that includes, as a part of the Stipulated Resolution, discipline of the Respondent involving suspension or termination of Respondent's U.S. Figure Skating membership, U.S. Figure Skating must publish the following information in SKATING magazine and on [usfigureskating.org](http://usfigureskating.org):

1. The name of the Grievant and Respondent;
2. The nature of the Grievance and the U.S. Figure Skating bylaw or rule alleged to have been violated;
3. The outcome of the Grievance and discipline imposed, if any.

**GCR 9.04** Notwithstanding the foregoing rules, the Grievance Hearing Panel may impose confidentiality restrictions or other limitations on the ability of the parties, witnesses or other participants in the Grievance proceeding to divulge information relative to the Grievance proceeding, if the Hearing Panel determines that circumstances warrant such restriction.

**GCR 9.05** The confidentiality rules set forth herein are not intended to prevent a party to a Grievance proceeding from disclosing information relative to the Grievance proceeding if properly pursuing remedies legally available to such party in a forum in which the party in good faith believes there is proper jurisdiction.

**GCR 10.00 Reciprocity with Other Organizations**

- A. Duly imposed disciplinary decisions of another organization against a member of U.S. Figure Skating will be honored by U.S. Figure Skating, except on a case-by-case basis, if necessary in order to comply with any applicable law, rule or requirement to which U.S. Figure Skating is subject, including the Ted Stevens Olympic and Amateur Sports Act or the USOPC Bylaws; or unless there are extenuating circumstances or compelling reasons for U.S. Figure Skating not to follow the disciplinary action of the other organization.
- B. The disciplinary decision will be reviewed by the Administrative/Legal Group coordinator, the Grievance Committee chair and the Ethics Committee chair to determine if any of the exceptions to granting reciprocity apply.
- C. In the event the disciplinary decision is granted reciprocity, the person who is subject to the decision may appeal under the provision of Article XXV, Section 1 (C), of the U.S. Figure Skating bylaws.

#### **Rules Committee (Group 4)**

**RCR 1.00 Authority**

**RCR 1.01** The Rules Committee is a permanent committee pursuant to Article XVI, Section 1, of the U.S. Figure Skating bylaws.

**RCR 2.00 Organization**

**RCR 2.01** The Rules Committee shall consist of the chair, a vice chair of skating standards which pertain to ISU rules, and such other members as are appointed in accordance with Article XVIII of the U.S. Figure Skating bylaws.

### **RCR 3.00 Responsibility**

**RCR 3.01** It shall be the responsibility of the Rules Committee to review and recommend the specific language of all proposals for changes in the U.S. Figure Skating bylaws and these rules.

### **RCR 4.00 Procedure**

The procedure to be followed for the submission to the Rules Committee for action on the specific language of changes to the U.S. Figure Skating bylaws and official rules is set forth in RCR 4.01 through 4.09.

**RCR 4.01** Proposals for amendments to the bylaws or these official rules may be initiated by:

- A. The chair of a committee specified in Article XV, Section 1, or Article XVI, Sections 1 and 4, of the U.S. Figure Skating bylaws,
- B. Three members of the Board of Directors, or
- C. A permanent member club in good standing signed by three of the club's officers.

**RCR 4.02 Proposals must be in writing and directed as follows:**

- A. For an amendment to the bylaws, to the chair of the Rules Committee;
- B. For an amendment to these official rules, to the chair of the committee under whose jurisdiction the rule is applied.

**RCR 4.03** The services of the Rules Committee will be available to member clubs and committees of U.S. Figure Skating for the purpose of preparing the specific language of proposals for changes in the U.S. Figure Skating bylaws and official rules to be submitted for a vote to the Governing Council, Board of Directors or a committee of U.S. Figure Skating.

**RCR 4.04** With respect to the bylaws, the proposed changes will be submitted to the Rules Committee no later than:

- A. Feb. 15 for the annual meeting of the Governing Council;
- B. Forty-five days prior to any special meeting of the Governing Council.

**RCR 4.05** With respect to these official rules, the proposed changes will be submitted to the Rules Committee no later than:

- A. March 1 for the spring meeting of the Board of Directors;
- B. Sept. 1 for the annual (fall) meeting of the Board of Directors;

**RCR 4.06** Final action will be taken by the Governing Council at its annual meeting pursuant to Article IX and/or Article XXIX of U.S. Figure Skating bylaws.

**RCR 4.07** The foregoing rules will not prevent the receipt for action by the Rules Committee of proposed changes to the U.S. Figure Skating bylaws and these rules at any time, but such changes are received without any assurance by the Rules Committee to the submitting member club or committee of action in time for any particular meeting of the Governing Council or Board of Directors unless the deadlines set forth in RCR 4.04 and 4.05 are observed by the submitting member club or committee.

**RCR 4.08** Changes in the wording of the rules of the association, which in no way affect the intent of such rules, may be made by the Rules Committee for the purpose of clarification when preparing the rules for printing.

**RCR 4.09** New rules and rule changes will be posted on the U.S. Figure Skating website.

## **SkateSafe® Committee (Group 4)**

### **SFCR 1.00 Authority**

**SFCR 1.01** The SkateSafe® Committee is a permanent committee pursuant to Article XVI, Section 1, of the U.S. Figure Skating bylaws.

### **SFCR 2.00 Organization**

**SFCR 2.01** The SkateSafe® Committee will consist of at least nine but no more than 12 members, including the chair, with representation from each section

### **SFCR 3.00 Responsibility**

**SFCR 3.01** It will be the responsibility of the SkateSafe® Committee to support U.S. Figure Skating in its commitment to provide a safe and positive environment for its members' physical, emotional and social development and to set the clear expectation for an environment free from abuse and misconduct by:

- A. Promoting the SkateSafe® Program for U.S. Figure Skating to all members and member clubs, and providing appropriate and ongoing education and training for SkateSafe® officers, members and member clubs.
- B. Ensuring that all members and member clubs are aware of the obligation to timely and properly report violations of the General Rules of U.S. Figure Skating (including rules GR 1.01, GR 1.02 and GR 1.03) as stated therein and as set forth in the SkateSafe® Handbook for U.S. Figure Skating and Article XXV, Section 2, of the U.S. Figure Skating bylaws.
- C. Ensuring that all required screening of designated individuals is done in accordance with the U.S. Figure Skating Screening and Background Check Program and Policy.
- D. Creating and publishing appropriate policies, guidelines and codes of conduct in support of the SkateSafe® Program.
- E. Referring appropriate matters to the chair of the Ethics Committee and/or the chair of the Grievance Committee in the event of an alleged violation of rules GR 1.01, GR 1.02 and/or GR 1.03.

**Group 5: International**  
**International Committee (Group 5)**

**ICR 1.00 Authority**

**ICR 1.01** The International Committee is a permanent committee pursuant to Article XVI, Section 1, of the U.S. Figure Skating bylaws.

**ICR 2.00 Organization**

**ICR 2.01** The International Committee (IC) will consist of six subcommittees:

- A. International Coaches;
- B. International Committee Management;
- C. International Ice Dance;
- D. International Pairs;
- E. International Singles; and
- F. International Synchronized.

**ICR 2.02** The International Committee Management Subcommittee (ICMS) will consist of:

- A. The chair of the IC;
- B. The immediate past chair of the IC;
  - 1. In the event the IC immediate past chair is unavailable to serve or fills one of the other positions on the ICMS, the ICMS will fill that vacancy with another member of the IC.
- C. U.S. Figure Skating's athlete representative to the USOPC Athletes Advisory Council;
  - 1. In the event U.S. Figure Skating's athlete representative to the USOPC Athletes Advisory Council is unavailable to serve, U.S. Figure Skating's alternate athlete representative to the USOPC Athletes Advisory Council will fill the vacancy.
- D. The ISU representative/International Group coordinator;
- E. The senior director of athlete high performance; and
- F. The chair of the Athletes Advisory Committee.

**ICR 2.03** Each subcommittee representing a discipline (ice dance, pairs, singles and synchronized skating) will have the following members:

- A. The chair of the IC;
- B. The immediate past chair of the IC;
- C. One discipline-specific national vice chair;
- D. Three discipline-specific athlete representatives, at least one of whom has competed in an ISU Championship and one of whom is a member of the Board of Directors representing that discipline.
  - 1. Athlete representatives, not also on the Board of Directors, must not compete in any qualifying or international competitions in the season in which they serve on the IC and must not have competed in any qualifying or international competitions in the season immediately prior to serving on the IC.
- E. One discipline-specific ISU official;
- F. Two discipline-specific representatives; and
- G. The ISU representative, who will serve as a non-voting, ex-officio member.

**ICR 2.04** The International Coaches Subcommittee will consist of a vice chair, in addition to one to three coaches per discipline (ice dance, pairs, singles, synchronized skating) who have had past or current experience coaching at an international competition, and athlete members as necessary to meet the requirements for athlete representation.

**ICR 3.00 Responsibility**

**ICR 3.01 International Committee**

- A. The responsibility of the International Committee (IC), in partnership with the Athlete High Performance Department, is to select the U.S. Figure Skating Team and U.S. Synchronized Skating Team. The goals of the International Committee are:
  - 1. To select athletes and teams that win the maximum number of medals at ISU competitions in the current season.
  - 2. For Team USA to earn the maximum number of berths at ISU championship events.
  - 3. To identify the best qualified future prospects for achieving podium results at World Championships and Olympic Winter Games and support them by strategically providing international experience.
- B. To accomplish these goals, the IC exercises responsibilities described below, with other responsibilities delegated to the International Committee Management Subcommittee (ICMS), as described in ICR3.02.
- C. The responsibilities of the IC, except for the International Coaches Subcommittee, are:
  - 1. To approve criteria proposed and used to select international competitions in singles, pairs, ice dance and synchronized skating.
  - 2. To approve criteria proposed and used to select and enter member athletes in all international competitions, ISU championships, and the Olympic Winter Games.
  - 3. To select (i) athletes and teams to compete in all international competitions and ISU championships and (ii) athletes for nomination to the United States Olympic and Paralympic Committee (USOPC) for entry to compete in the Olympic Winter Games.

- a. In person meetings and/or conference calls will be conducted for each discipline to determine the selections.
- b. The IC chair and/or the appropriate discipline-specific vice chair will be responsible for outlining and providing to the respective subcommittees an explanation of the slate of athletes/teams selected for nomination for each discipline and competition, if needed.

4. Any related or other responsibilities identified in ICR 3.03-3.06.

Note: Actions of the IC are taken by action of each subcommittee. A two-thirds majority of the members of a subcommittee will constitute a quorum in order for a subcommittee to take action. Action by a subcommittee will be determined by a two-thirds majority approval of the members actually voting. In cases of an emergency (decisions with less than 24-hour notice) where immediate action is required, a simple majority of a Subcommittee will constitute a quorum to take action, and action will be determined by a simple majority approval of the members actually voting.

### **ICR 3.02 International Committee Management Subcommittee**

The responsibilities of the International Committee Management Subcommittee (ICMS) are:

- A. To provide final approval on selection procedures, competition readiness requirements and which international competitions will be attended by the U.S. Figure Skating Team and U.S. Synchronized Skating Team (sometimes referred to as Team USA).
- B. To provide final approval on the International Selection Pool (ISP) requirements for the international discipline subcommittees.
- C. To provide final approval for the disbursement of the funds from the U.S. Figure Skating Athlete Support Program (ASUPP).
- D. To recommend international competitions, based on the approved criteria determined by the discipline subcommittees in ICR 3.01 (C).
- E. Any related or other responsibilities identified in ICR 3.03-3.06.
- F. To annually set goals for international athlete development and medals, and report on progress against those goals to the Board of Directors.

Note: A four-fifths majority of the members of the ICMS will constitute a quorum in order for the ICMS to take action. Action by the ICMS will be determined by a two-thirds majority approval of the members actually voting.

### **ICR 3.03 International Coaches Subcommittee**

The responsibilities of the International Coaches Subcommittee (ICS) are:

- A. To provide input to the International Committee to develop strategies for success in international competitions.
- B. To serve as a resource for each of the discipline subcommittees, in carrying out their duties as defined by ICR 3.01 (C).
  1. This may include members voting on specific matters relating to duties defined by ICR 3.01 (C).
  2. In the case where an official vote is required, and there is more than one coach member in that discipline, the vice chair of the International Coaches Subcommittee will select the member to represent the International Coaches Subcommittee.
- C. Recognize coaching accomplishments in partnership with the PSA through annual awards and other methods, with regards to coaches at the senior and international levels.

### **ICR 3.04 Selection of Competitions**

The IC will select annually the international competitions for singles, pairs, ice dance and synchronized skating, in which U.S. Figure Skating will participate. Such competitions will be announced either through SKATING magazine or on [usfigureskating.org](http://usfigureskating.org).

- A. During the course of the international competition season, the ICMS may add international competitions not previously selected, subject to the availability of financing.
- B. The ICMS may withdraw the U.S. Team from a previously selected international competition for reasonable cause at any time during the course of the international competition season.

### **ICR 3.05 United States Figure Skating Team and Synchronized Skating Team**

The U.S. Figure Skating Team and Synchronized Skating Team, respectively, consists of the singles, pairs and ice dance athletes, and synchronized skating athletes, team leaders, coaches, medical staff and judges selected by Figure Skating to participate in all international competitions, ISU championships and the Olympic Winter Games for the international competition season of July 1-June 30.

### **ICR 3.06 Team Envelope and International Selection Pool**

- A. The Team Envelope, which is a funding model, consists of athletes for each of the singles, pairs and ice dance disciplines who are identified as having competitive potential to win medals in international, World and Olympic competition. The IC will approve the criteria annually to name athletes to the team envelope. The criteria to be used will be published before each international competition season. The ICMS will name the athletes to the team envelope for the appropriate discipline based on the criteria approved by the IC. Athletes must be re-nominated to the team envelope annually.
- B. The Synchronized Skating Team Envelope consists of teams identified as having demonstrated competitive potential to win medals in international and world competition during the prior season. Teams must be re-nominated to the team envelope annually. The IC, and the IC Synchronized Skating Discipline Subcommittee will approve the criteria to name teams to the team envelope and must publish the criteria before the international competition season.
- C. The International Selection Pool (ISP) consists of athletes for each of the singles, pairs, ice dance and synchronized skating disciplines who are identified by each discipline subcommittee of the IC as being considered for international assignment.

### **ICR 3.07 Selection of Athletes and Teams**

For each international competition season, the ICMS will present the selection procedures for the ISU Championships to the U.S. Figure Skating Board of Directors for approval. In addition, and at the appropriate time, the ICMS will also present the selection procedures for the Olympic Winter Games to the U.S. Figure Skating Board of Directors for approval. Selection procedures for the Olympic Winter Games will be prepared per the requirements of the USOPC. The complete approved selection procedures will be posted on the Members Only site. Each discipline subcommittee of the IC will select the athletes and teams for the appropriate discipline to all international competitions and ISU Championships, and will nominate the athletes to the Olympic Winter Games based on the approved selection procedures.

- A. To compete internationally on behalf of U.S. Figure Skating, a skater must be a member in good standing of U.S. Figure Skating and must meet the current requirements of the ISU and/or International Olympic Committee for participation in international competitions.
- B. The number of athletes selected will not exceed the number of entries permitted by ISU regulations, but may be fewer.
- C. Compliance Rules: Permission to compete in any competition selected per ICR 3.03 is a privilege predicated upon the athlete signing the appropriate U.S. Figure Skating, United States Olympic and Paralympic Committee (USOPC), and/or ISU contracts or agreements and thereby agreeing to abide by the official rules of U.S. Figure Skating and the USOPC, if appropriate, and any other such rules, regulations, obligations and codes of conduct contained in the contracts or agreements.
  1. Selection to compete in all international competitions, ISU Championships and the Olympic Winter Games will not be official, and athletes may not participate, until each has executed the documentation, contracts and agreements required by U.S. Figure Skating and, if applicable, the USOPC.

### **ICR 3.08 Arrangements and Logistics**

All arrangements and logistics (travel, housing, team apparel, etc.) for each competition for the U.S. Figure Skating Team and U.S. Synchronized Skating Team will be made by the designated headquarters staff liaison, in cooperation with the IC chair, or appropriate discipline committee vice chair.

## **ISU Representative (Group 5)**

### **ISUR 1.00 Authority**

**ISUR 1.01** The ISU representative is a member appointed by the president. The president may not serve as the ISU representative while concurrently serving as the president of U.S. Figure Skating.

- A. The ISU representative will serve as the coordinator of the committees under Group 5 / the International Group as specified in Article XVI, Section 2.
- B. The ISU representative will act as a member of the U.S. Figure Skating delegation to the ISU Congress and will attend meetings of the Grand Prix Organizers and any other international meetings or functions and events as determined appropriate by the president.
- C. The ISU representative must be a current or former ISU official or ISU office holder with knowledge of the ISU Constitution, General and Special Regulations and Technical Rules, and expertise in international relations as they relate to U.S. Figure Skating, the ISU and its member federations.

## **International Officials Committee (Group 5)**

### **IOCR 1.00 Authority**

**IOCR 1.01** The International Officials Committee is a permanent committee pursuant to Article XVI, Section 1, of the U.S. Figure Skating bylaws.

### **IOCR 2.00 Organization**

**IOCR 2.01** The International Officials Committee will consist of a chair, and the following subcommittees:

- A. International Officials Management;
- B. International Officials Selections; and
- C. International Team Leaders.

**IOCR 2.02** The International Officials Management Subcommittee will consist of:

- A. The International Officials Committee chair,
- B. A national vice chair to lead the subcommittee,
- C. The ISU representative,
- D. The national vice chair of the International Officials Selections Subcommittee,
- E. Two members representing the Domestic Officials Recruitment and Management Committee, one for judges/referees and one for technical panel;
- F. Four ISU officials, one each representing singles, pairs, ice dance and synchronized skating;
- G. Five athlete members, one each representing women, men, pairs, ice dance and synchronized skating; and
- H. The immediate past chair of the International Officials Committee will be a ex-officio non-voting member.

**IOCR 2.03** The International Officials Selections Subcommittee will consist of:

- A. The International Officials Committee chair,
- B. A national vice chair to lead the subcommittee,
- C. The ISU representative,
- D. The national vice chair of the International Officials Management Subcommittee,

- E. The national vice chair of the International Team Leaders Subcommittee,
- F. The chair of the International Committee,
- G. Four ISU officials, one each representing singles, pairs, ice dance and synchronized skating,
- H. Five athletes, one each representing women, men, pairs, ice dance and synchronized skating; and
- I. The immediate past chair of the International Officials Committee will be a ex-officio non-voting member.

**IOCR 2.04** The International Team Leaders Subcommittee will consist of:

- A. The International Officials Committee chair,
- B. A national vice chair to lead the subcommittee,
- C. The ISU representative,
- D. The national vice chair of the International Officials Selections Subcommittee,
- E. The national vice chair of the International Coaches Subcommittee,
- F. Three members who are current team leaders, one representing the disciplines of singles and pairs, one representing ice dance, and the other representing synchronized skating,
- G. A member representing the SkateSafe® Committee,
- H. A member representing the Sports Sciences and Medicine Committee,
- I. Five athlete members, one each representing the women, men, pairs, ice dance and synchronized skating disciplines, and
- J. The immediate past chair of the International Officials Committee will be a ex-officio non-voting member.

### **IOCR 3.00 Responsibility**

**IOCR 3.01** The International Officials Committee chair will:

- A. Serve as a voting member on both the International Officials Management Subcommittee, and the International Officials Selections Subcommittee, and the International Team Leaders Subcommittee.
- B. Oversee the officials' timeline within the international calendar, in collaboration with the International Committee and High Performance Department.
- C. In collaboration with the International Committee and High Performance Department, contribute annually to creating an international strategy with regards to officials.
- D. Establish a pool of international judges to be used as monitors, including selections criteria, education and procedures.
- E. Manage evaluations of judges who are monitoring athletes.
- F. Manage constructive reports submitted to the High Performance Department on athlete performance.

**IOCR 3.02** The International Officials Management Subcommittee will oversee all aspects of managing U.S. Figure Skating's international officials pool, with regards to training, promotion, demotion and removals.

- A. Develop, maintain and periodically review a long-range plan to determine the optimal number of international officials necessary to achieve strategic goals developed in IOC 3.01 (B).
- B. Develop and maintain procedures and policies for how officials will be selected for nomination to the Board of Directors to test for an international appointment.
- C. Nominate officials to the Board of Directors for international judge, referee and technical panel appointments as appropriate;
- D. Nominate officials to the Board of Directors to take the examination for ISU judge, referee and technical panel promotions as appropriate;
- E. Collaborate with the International Officials Selections Subcommittee and the Domestic Selections Committee to ensure officials' activity meets advancement goals and ISU requirements to maintain appointments;
- F. Review annually the performance of all U.S. Figure Skating international officials, address concerns as needed and present recommendations to the Board of Directors for removal of officials, if necessary.
- G. Oversee training and compliance of international officials with regards to seminars, education, etc.
- H. Recommend former international officials who have resigned or retired for honorary designation.

**IOCR 3.03** The International Officials Selections Subcommittee will:

- A. Select judges and team leaders for all international competitions and ISU Championships as requested by the International Committee in accordance with regulations of the ISU and bylaws of U.S. Figure Skating.
- B. Select judges for the Olympic Winter Games in accordance with the regulations of the ISU, the United States Olympic and Paralympic Committee (USOPC), and the bylaws and rules of U.S. Figure Skating.
- C. Select team managers for nomination to the Board of Directors and the USOPC for entry into the Olympic Winter Games.
- D. Collaborate with the Domestic Selections Committee to facilitate scheduling assignments for judges and team leaders.
- E. Coordinate annually with the International Officials Management and International Team Leaders Subcommittees to update and maintain a current pool of officials and team leaders.

**IOCR 3.04** The International Team Leaders Subcommittee will:

- A. Establish and oversee procedures for the recruitment, vetting and management of a selection pool of team leaders.
- B. Collaborate with the appropriate staff to oversee a training program for potential and current team leaders.
- C. Review annually the performance of all team leaders, address concerns as needed, and manage removal process, if necessary.
- D. Collaborate with the International Officials Selections Subcommittee regarding team leader assignments.
- E. Collaborate with the appropriate staff to develop and maintain administrative procedures for finance, travel, SkateSafe®, medical and any other protocols in the Team Leader Handbook.

## Part Two

### Rules of Sport

#### Rules That Apply to All Competitions

##### 1000 Competition Season

The competition season begins on July 1 of each year. Technical requirements for all levels take effect on that date.

- A. Competitions held after the U.S. Championships (and through June 30) may specify either the just concluding or the new (upcoming commencing July 1) requirements.
- B. Changes to requirements occurring after the Governing Council will be posted on the website in Technical Notifications.

##### 1010 Geographic Divisions

**1011** The United States is divided into three sections which will be known as the Eastern, Midwestern and Pacific Coast, as defined in Article IV, Section 2, of U.S. Figure Skating bylaws.

**1012** The Eastern Section is divided into three regional areas listed below for the purpose of these championships known as New England, North Atlantic and South Atlantic. These championships will be qualifying for the Eastern Championships.

- A. New England Region: Connecticut, Maine, Massachusetts, New Hampshire, Rhode Island and Vermont;
- B. North Atlantic Region: New Jersey, New York and Erie, Pennsylvania;
- C. South Atlantic Region: Delaware, District of Columbia, Florida, Georgia, Maryland, North Carolina, Pennsylvania (excluding Erie), South Carolina, Virginia, West Virginia and Chattanooga, Tennessee.

**1013** The Midwestern Section is divided into three regional areas listed below for the purpose of these championships known as Eastern Great Lakes, Southwestern and Upper Great Lakes. These championships will be qualifying for the Midwestern Championships.

- A. Eastern Great Lakes Region: Alabama, Indiana, Kentucky, Lower Peninsula of Michigan, Mississippi, Ohio and Tennessee (excluding Chattanooga);
- B. Southwestern Region: Arkansas, Colorado, Kansas (including Greater Kansas City area and St. Joseph, Missouri), Louisiana, Nebraska, New Mexico, Oklahoma and Texas, except that for synchronized skating only, Colorado teams are excluded;
- C. Upper Great Lakes Region: Illinois, Iowa, Upper Peninsula of Michigan, Minnesota, Missouri (excluding Greater Kansas City area and St. Joseph), North Dakota, South Dakota and Wisconsin.

**1014** The Pacific Coast Section is divided into three regional areas listed below for the purpose of these championships known as Central Pacific, Northwest Pacific and Southwest Pacific. These championships will be qualifying for the Pacific Coast Championships.

- A. Central Pacific Region: California (from and including Visalia and all cities north thereof), Hawaii, Nevada, Utah and, for synchronized skating only, Colorado teams;
- B. Northwest Pacific Region: Alaska, Idaho, Montana, Oregon, Washington and Wyoming;
- C. Southwest Pacific Region: Arizona and California (including all cities south of Visalia).

##### 1020 Classification of Competitions

**1021** Figure skating competitions are classified as follows

- A. Those set forth in the regulations of the ISU
- B. Those sanctioned and/or conducted in accordance with U.S. Figure Skating rules:
  1. Qualifying competitions as defined in rule 1022
  2. Sanctioned nonqualifying competitions
  3. Club competitions (which do not require a sanction)
  4. Certain Compete USA competitions
  5. State Games
  6. Intercollegiate competitions
  7. Special competitions

**1022** The following events for which entries are controlled by U.S. Figure Skating are defined as qualifying competitions:

- A. Standard-Track Qualifying Competitions
  1. National Qualifying Series (NQS)
  2. Sectional Singles Final
  3. U.S. Ice Dance Final
  4. U.S. Pairs Final
  5. U.S. Figure Skating Championships
- B. U.S. Collegiate Figure Skating Championships
- C. Synchronized Skating Qualifying Competitions
  1. Synchronized Sectional Skating Championships
  2. U.S. Synchronized Skating Championships

- D. Adult-Track Qualifying Competitions
  - 1. Adult Sectional Figure Skating Championships
  - 2. U.S. Adult Figure Skating Championships

### **1030 Competition Records at U.S. Figure Skating Headquarters**

**1031** U.S. Figure Skating headquarters will:

- A. Maintain a log including the following items:
  - 1. Name, location and dates of the competition;
  - 2. Organizers (hosts) and name of principal contact;
  - 3. Sanction issue date;
- B. Maintain a hard copy or electronic file of referee reports including an announcement, results and judges' assignment/schedule for one year.

**1032** U.S. Figure Skating headquarters will keep permanent files of the officials' scores for all qualifying competitions.

### **1040 Authorized Systems of Judging**

- A. The International Judging System (IJS)
- B. The 6.0 majority system

**1041** The International Judging System (IJS) and 6.0 majority system will be used as follows:

- A. The IJS will be used:
  - 1. At all standard-track qualifying competitions (see rule 1022 (A)) and the U.S. Collegiate Championships for all levels and disciplines;
  - 2. At all adult sectional championships for all championship singles events;
    - a. The mini system is not required.
  - 3. At the U.S. Adult Figure Skating Championships for all championship events, except championship adult solo dance, and the following nonqualifying events: the masters, adult gold, adult silver, adult bronze and centennial levels of singles and pairs, the masters, adult gold and adult pre-gold levels of partnered ice dance (including masters open dance), and all levels of emotional performance and lyrical pop/character/comedy events (see rule 6700).
  - 4. At all synchronized sectional championships and the U.S. Synchronized Skating Championships for the senior, senior elite 12, junior, novice, intermediate, juvenile, collegiate, adult and masters events.
  - 5. At all synchronized sectional championships for the open juvenile, pre-juvenile, and preliminary events.
- B. The 6.0 system will be used:
  - 1. At all adult sectional championships for the championship masters pairs and championship adult dance events;
  - 2. At the U.S. Adult Figure Skating Championships for the centennial, adult silver and below partnered ice dance events, and for all solo dance events, including championship adult solo dance;
  - 3. At all synchronized sectional championships for open masters, open adult and open collegiate events.
- C. Nonqualifying competitions may use the IJS, the 6.0 system or a combination of both.
  - 1. The IJS must be used for all singles short program and well-balanced free skate events for juvenile and above except as follows:
    - a. The 6.0 system may be used for all levels of high school, intercollegiate and State Games competitions.
    - b. The 6.0 system may be used for all adult well-balanced free skate events.
    - c. The 6.0 system may be used for all open well-balanced free skate events.
  - 2. The 6.0 system may be used for all pre-juvenile and lower free skate events, Excel Program, showcase, Compete USA, Theatre On Ice, Special Olympics, adaptive skating, solo dance, partnered dance and specialty events (spins, compulsory moves, jumps, etc.).
  - 3. The IJS system must be used for all synchronized short program and well-balanced free skate events for preliminary and above, except as follows:
    - a. The 6.0 system may be used for open adult, open masters, and open collegiate well-balanced free skate events.
    - b. The 6.0 system may be used for preliminary well-balanced free skate events at Compete USA sanctioned competitions.
    - c. The 6.0 system may be used for all well-balanced free skate events at State Games competitions.
  - 4. The IJS, as modified and delineated in the Theatre On Ice Guidelines, will be used at the National Theatre On Ice competition.
  - 5. The IJS, as modified and delineated in the Showcase Guidelines, will be used at the National Showcase competition.
  - 6. At the nonqualifying competitions held in conjunction with all adult sectional championships:
    - a. The IJS will be used for the masters, adult gold, adult silver and adult bronze levels of nonqualifying singles events, and all levels of emotional performance and lyrical pop/character/comedy events (see rule 6700);
    - b. The 6.0 system may be used for the adult pre-bronze and below singles events, and for all pairs and ice dance.



## **1050 Calculation of Results – 6.0 and IJS**

### **1060 Calculation of Results – 6.0 System**

**1061** The chief accountant is responsible for the accuracy of the computations including the placement of the competitors, subject to verification by the referee. Computer placements utilizing a currently approved software program (rule 1232) are regarded and used as the official result.

**1062** The following results will be calculated during the course of an event, as appropriate:

- A. All individual segments of the event;
- B. Intermediate results after the second and each succeeding segment of a multi-segment event;
- C. Final results of the event determined from the sum of the factored places of each segment of the event. This calculation will be performed in accordance with rules 1063 through 1066 as appropriate.

### **1063 Determination of Total Marks (TM) in Each Segment of a Competition – 6.0 System**

- A. Free skate events (singles, pairs and synchronized skating):
  1. The short program marks for technical elements and program components are added. The sum is the total marks (TM) for the short program.
  2. The free skate marks for technical elements and program components are added. The sum is the total marks (TM) for the free skate.
- B. Ice dance events:
  1. In the initial round or final round, marks for technical score and program components are awarded to each pattern dance. The sum of the two marks is the total mark (TM) for that pattern dance.
  2. The rhythm dance marks for technical score and program components are added. The sum is the total marks (TM) for the rhythm dance.
  3. The free dance marks for technical score and program components are added. The sum is the total marks (TM) for the free dance.

### **1064 Determination of Ordinal Numbers in Each Segment of a Competition – 6.0 System**

In all segments of an event, ordinal numbers for each judge for each competitor, couple or synchronized team will be determined based on the total marks; the competitor(s) receiving the highest total marks receives ordinal 1; the next highest ordinal 2, etc. If a judge has given two or more competitors equal total marks, the tie is broken as follows:

- A. Pattern dances: The couple with the highest mark for technical score receives the lowest ordinal number. If the marks for technical score are also equal, the couples are tied.
- B. Short program: The competitor with the highest mark for technical elements receives the lowest ordinal number. If the marks for technical elements are the same, they are tied.
- C. Rhythm dance: The couple with the highest mark for technical score receives the lowest ordinal number. If the marks for technical score are the same, they are tied.
- D. Free skate (singles, pairs and synchronized skating) or free dance: The competitor with the highest mark for program components receives the lowest ordinal number. If the marks for program components are the same, they are tied.
- E. If two (2) or more competitors are tied by one judge in a segment of an event, each competitor receives the ordinal number for the tied place. The next higher ordinal or ordinals are not assigned, based on the number of competitors tied for the same ordinal number. For example, if two competitors are tied for ordinal 1, then ordinal 2 is not assigned; if three competitors are tied for ordinal 1, then ordinals 2 and 3 are not assigned, etc.

### **1065 Determination of Results in Each Segment of a Competition – 6.0 System**

The ordinal numbers determined for each judge are considered placements for the competitor.

- A. (M) Majority: The competitor(s) placed first by the absolute majority (M) of judges is first; the competitor(s) placed second or better by an absolute majority of judges is second and so on. In determining a majority for second place, ordinal numbers 1 and 2 are considered as 2; in determining a majority for third place, ordinal numbers 1, 2, and 3 are considered as 3; and similarly for the remaining places.
- B. If two or more competitors are tied for the same place, the ties will be broken by the application of the following rules in the following order:
  1. (GM) Greater majority: If two or more competitors have obtained a majority of judges for the same place, the place in question will be awarded to the competitor with the greater majority (GM) of judges making the placement.
  2. (TOM) Total ordinals of majority: If two or more competitors have received majorities for the same place from the same number of judges, the place in question will be awarded to the competitor with the lowest total ordinals from those judges forming the majority.
  3. (TO) Total ordinals: If two or more competitors receive the same TOM, the place in question will be awarded to the competitor with the lowest total ordinals (TO) from all judges.
  4. (TIED) Tied: If two or more competitors receive the same TO from all the judges, the competitors are TIED.
- C. (BT) Broken tie: If two or more competitors are temporarily tied with majorities for the same place, the place must be awarded to one of the competitors on the basis of rule 1065 (B). After awarding this place, the remaining temporarily tied skaters must be awarded the next following place(s) on the basis of rule 1065 (B) without considering any additional competitors.
- D. (LM) Lowest majority: In awarding the subsequent places thereafter, the competitor with a majority for the lowest numbered place will be given first consideration.

- E. (SM) Subsequent majority: If there is no absolute majority for any given place, the place in question will be awarded to the competitor with the majority for the nearest following place. If the sums are equal, then rule 1065 (B) must again be applied.

#### **1066 Determination of the Intermediate and Final Results for Multi-Segment Events – 6.0 System**

- A. Intermediate placements, when computed, are the placements for the segments of the event that have been completed thus far. For intermediate results, the results determined in accordance with rules 1063-1065 for the segments included in the intermediate results will be multiplied by the appropriate factors and added together to give the intermediate factored placements.
- B. For the final results, the results determined for each segment of the event in accordance with rule 1063-1065 will be multiplied by appropriate factors and added together to give the total final factored placements for the event.
- C. The best placement is assigned to the competitor having the lowest factored placement determined above and the next place to the competitor with the next lowest factored placement, etc.
- D. The factors and the conditions for breaking ties in the total factored placements are available on the Members Only site under the “Accounting Central” link.
- E. When two competitors are tied, the next place is not awarded; when three competitors are tied, the next two places are not awarded.
- F. No final placements will be recorded for competitors or teams who do not complete an event, and the only placement recorded for such competitors will be that earned for the last segment of the event in which they competed and for which placements were determined.
- G. Results from qualifying rounds will not be factored and will not be used to determine final placements.

#### **1070 Calculation of Results – IJS**

##### **1071 IJS Basic Principles of Calculation – All Skating Disciplines**

Computer placements utilizing the currently approved software program (rule 1232) are regarded and used as the official result. Subparagraphs 1071 (A) and (B) attempt to explain how this software calculates results. U.S. Figure Skating reserves the right to incorporate revisions or clarifications made by the ISU at any time after the revision or clarification is issued.

- A. Total element score for each segment (pattern dance, short program, rhythm dance, free skate, free dance)
1. *Scale of Values:* Every section of a pattern dance and every element (i.e. required element of a short program, rhythm dance, free skate and free dance) has a certain base value indicated in the scale of values.
    - a. For single skating, pair skating, ice dance and synchronized skating competitions conducted by U.S. Figure Skating using the IJS, U.S. Figure Skating will use the current ISU scale of values for the event discipline.
    - b. U.S. Figure Skating may supplement the ISU scale of values to include elements that are currently not included in them or may develop a separate scale of values for lower-level events and beginning skaters.
    - c. The current ISU scale of values for each discipline, and any additional scale of values created by U.S. Figure Skating will be posted on the Members Only site.
    - d. *Non-listed Elements.* Elements not in the ISU scale of values and not required by U.S. Figure Skating rules are considered to be non-listed elements for all events judged using the IJS per rule 1041 (A) and do not have point values if performed. Non-listed elements that are not otherwise illegal, must be evaluated as transitions/linking movements by the judges.
  2. Each judge identifies, for each sequence/section element, one or two grades of execution. Each grade has its own positive or negative numerical value, also indicated in the scale of values.
  3. The panel’s grade of execution is determined by calculating the trimmed mean of the numerical values of the grades of the execution awarded by each of the judges.
  4. When there are five or more judges, the trimmed mean is calculated by dropping the highest and lowest marks from the panel and calculating the average of the remaining marks. When there are four or fewer judges, a simple mean will be used as provided for in rule 1235 (C)(1).
  5. This average will become the final grade of execution of an individual section/element. The panel’s grade of execution is rounded to two decimal places.
  6. The panel’s score for each section/element is determined by adding the trimmed mean (or simple mean) grade of execution of each section/element to its base value.
  7. The panel’s scores for all sections/elements are added together to determine the skater’s/team’s total technical score for the segment (TES).
  8. **In singles and pairs:**
    - a. *Jump combinations and jump sequences* are evaluated as one unit by adding the base values of the jumps included and applying the grade of execution with the numerical value of the most difficult jump.
    - b. *Any additional element(s)* exceeding the prescribed numbers will not be counted in the result of a participant. Only the first attempt (or allowed number of attempts) of an element will be taken into account.
    - c. *Special Factor:*
      - i. In the junior and senior singles short program and the juvenile, intermediate, novice, junior, senior, adult silver and higher singles free skate events, the base values (but not the grades of execution) of all jump elements started in the second half of the program will be multiplied by a special factor of 1.1 in order to give credit for

even distribution of difficulties in the program. However, only the last one jump element executed in the second half of the junior and senior singles short program, and the last three jump elements executed in the second half of the juvenile, intermediate, novice, junior, senior, adult silver and higher singles free skate events count for this factor.

- ii. Each factored base value will be rounded to two decimal places.
  - iii. For programs with a maximum time but no minimum time (including adult silver and higher singles free skate events), the second half begins in the middle of the maximum time allowed. For all other programs, the second half begins in the middle of the required time without taking into account the plus or minus 10 seconds allowance. However, in the cases of an interruption up to three minutes (rule 1403), the factor 1.1 will be used only for jump elements which were started in the second half of the program but prior to the interruption.
9. **In ice dance:**
- a. Combination lifts are evaluated as one unit by adding the base values of the first two executed types of short lifts and then applying the GOE. The GOE of the combination lift is equal to the sum of the numerical values of the corresponding GOE of these first two executed types of short lifts.
  - b. Step sequences are evaluated as one unit by adding the base values of the step sequences of the woman and the man and then applying the GOE. The GOE is equal to the sum of the numerical values of the corresponding GOEs of the step sequences.
  - c. Turn sequences are evaluated as one unit by adding the base values of the types of turns executed by the woman and types of turns executed by the man and then applying the GOE. The GOE is equal to the sum of the numerical values of the corresponding GOEs of these executed types of turns.
10. **In synchronized skating:**
- a. In the short program and free skate, each element (block, circle, intersection, wheel, etc.) will be evaluated and given a grade of execution separately.
  - b. Any additional element(s) exceeding the prescribed numbers will not be counted in the result of a team. Only the first attempt (or allowed number of attempts) of an element will be taken into account.
- B. Total program component score for each segment
1. There are three program components.
  2. Each program component receives a mark from the judge on a scale of 0.25 to 10.00, in increments of 0.25.
  3. The panel's points for each program component are obtained by calculating the trimmed or simple mean of the judges' scores for that program component. When there are five or more judges, the trimmed mean is calculated by dropping the highest and lowest marks from the panel and calculating the average of the remaining marks. When there are four or fewer judges, a simple mean will be used as provided for in rule 1235 (C)(1).
  4. The panel's trimmed mean (or simple mean) score for each program component is rounded to two decimal places and then multiplied by the individual program component factor. The factored results are rounded to two decimal places and then multiplied by the general component factor. The factored results are rounded to two decimal places and added. The sum is the skater's/team's total program component score for the segment (PCS).
    - a. The current program component and general component factors are included in the IJS Parameter Factor Charts posted on the Members Only site, under the "Accounting Central" link.
- C. Deductions are applied for each violation.
1. In singles and pairs, deductions are applied for each violation as follows:
    - a. Program time violations:
      - i. -0.5 for every five seconds lacking or in excess for no test, pre-preliminary, preliminary, pre-juvenile, juvenile, intermediate and all adult singles and pairs events.
      - ii. -1.0 for every five seconds lacking or in excess for novice, junior and senior singles and pairs events.
    - b. Illegal element violation: -2.0 per violation
    - c. Costume and prop violation: -1.0 per program
    - d. Part of the costume/decoration falls on the ice: -1.0 per program
    - e. Falls in pairs (see rule 1400 for the definition of a fall):
      - i. -0.5 for every fall by one partner, and -1.0 for every fall by both partners in juvenile, intermediate, novice and all adult pairs events.
      - ii. -1.0 for every fall by one partner, and -2.0 for every fall by both partners in junior and senior pairs events.
    - f. Falls in singles (see rule 1400 for the definition of a fall):
      - i. -0.25 for every fall in no test, pre-preliminary, preliminary, pre-juvenile and adult pre-bronze, bronze and silver singles events
      - ii. -0.5 for every fall in juvenile, intermediate, novice and adult gold and higher singles events.
      - iii. -1.0 for every fall in junior singles events.
      - iv. In senior singles events: -1.0 each for the first and second falls, -2.0 each for the third and fourth falls, -3.0 each for the fifth and any further falls.

- g. For every interruption in performing the program:
  - i. For 11-20 seconds interruption: -1.0 for junior and senior, -0.5 for juvenile, intermediate, novice and adult bronze and higher; -0.25 for no test through pre-juvenile and adult pre-bronze;
  - ii. For 21-30 seconds interruption: -2.0 for junior and senior, -1.0 for juvenile, intermediate, novice and adult bronze and higher; -0.5 for no test through pre-juvenile and adult pre-bronze;
  - iii. For 31-40 seconds interruption: -3.0 for junior and senior, -1.5 for juvenile, intermediate, novice and adult bronze and higher; -0.75 for no test through pre-juvenile and adult pre-bronze;
  - iv. After 40 seconds, if the skater/couple has not reported to the event referee, the competitor(s) is (are) considered withdrawn.
  - v. For interruption of the program with allowance of up to three minutes to resume from the point of interruption: -3.0 for junior and senior, -1.5 for juvenile, intermediate, novice and adult bronze and higher; -0.75 for no test through pre-juvenile and adult pre-bronze.
- 2. In ice dance, deductions are applied for each violation as follows:
  - a. Program time violations:
    - i. -1.0 for every five seconds lacking or in excess for junior and senior ice dance events.
    - ii. -0.5 for every five seconds lacking or in excess for juvenile, intermediate, novice and adult ice dance events.
  - b. Illegal element/movement violation:
    - i. -2.0 per violation for junior and senior ice dance events.
    - ii. -1.0 per violation for juvenile, intermediate, novice and adult ice dance events.
  - c. Costume and prop violation:
    - i. -1.0 per program for junior and senior ice dance events.
    - ii. -0.5 per program for juvenile, intermediate, novice and adult ice dance events.
  - d. Part of the costume/decoration falls on the ice:
    - i. -1.0 per program for junior and senior ice dance events.
    - ii. -0.5 per program for juvenile, intermediate, novice and adult ice dance events.
  - e. Falls (see rule 1400 for the definition of a fall):
    - i. -1.0 for every fall by one partner, and -2.0 for every fall by both partners in junior and senior ice dance events.
    - ii. -0.5 for every fall by one partner, and -1.0 for every fall by both partners in juvenile, intermediate, novice and adult ice dance events.
  - f. Late start (see rule 1322):
    - i. -1.0 for junior and senior ice dance events.
    - ii. -0.5 for juvenile, intermediate, novice and adult ice dance events.
  - g. For every interruption in performing the program:
    - i. For interruptions of more than 10 seconds, up to 20 seconds: -1.0 for junior and senior, -0.5 for juvenile, intermediate, novice and adult;
    - ii. For interruptions of more than 20 seconds, up to 30 seconds: -2.0 for junior and senior, -1.0 for juvenile, intermediate, novice and adult;
    - iii. For interruptions of more than 30 seconds, up to 40 seconds: -3.0 for junior and senior, -1.5 for juvenile, intermediate, novice and adult;
    - iv. After 40 seconds, if the skater/couple has not reported to the event referee, the competitor(s) is (are) considered withdrawn.
    - v. For interruption of the program with allowance of up to three minutes to resume from the point of interruption: -3.0 for junior and senior, -1.5 for juvenile, intermediate, novice and adult.
  - h. Extra elements:
    - i. -1.0 per element for junior and senior ice dance events.
    - ii. -0.5 per element for juvenile, intermediate, novice and adult ice dance events.
  - i. Violation of choreographic restrictions:
    - i. -1.0 per program for junior and senior ice dance events.
    - ii. -0.5 per program for juvenile, intermediate, novice and adult ice dance events.
  - j. Lifts exceeding the permitted duration:
    - i. -1.0 per lift for junior and senior ice dance events.
    - ii. -0.5 per lift for juvenile, intermediate, novice and adult ice dance events.
  - k. Violation of music requirements:
    - i. -2.0 per program for junior, and senior ice dance events.
    - ii. -1.0 per program for juvenile, intermediate, novice and adult ice dance events.
  - l. Violation of tempo specifications:
    - i. -1.0 per program for junior, and senior ice dance events.
    - ii. -0.5 per program for juvenile, intermediate, novice and adult ice dance events.
- 3. For deductions and reductions in synchronized skating, see rule 9923.

D. Singles Bonus

Elements eligible for bonus points, and the corresponding point values, will be determined by the Singles Development and Technical Committee and published in the domestic calling clarifications on the Members Only site by July 1 each season.

E. Pairs Bonus

Elements eligible for bonus points, and the corresponding point values, will be determined by the Pairs Development and Technical Committee and published in the domestic calling clarifications on the Members Only site by July 1 each season.

**1072 Determination of Results in Each Segment of a Competition – IJS**

- A. The total segment score for each skater/team in each segment of a competition (pattern dance, short program, rhythm dance, free skate and free dance) is calculated by adding the total element score and the total program component score, and subtracting any deductions for violations in accordance with the rules of the particular discipline. The result is the total segment score.
- B. In ice dance, for events with two pattern dances, the total score for each pattern dance will be multiplied by a factor documented on the Members Only site, under the “Accounting Central” link
- C. The skater/team with the highest total segment score is placed first, the skater/team with the next highest total segment score is placed second, and so on.
- D. If two or more skaters/teams have the same total segment score:
  - 1. The total technical score will break the tie in the pattern dance(s), short program and rhythm dance. If the total technical scores are also equal, the skaters/teams concerned will be considered tied.
  - 2. The total program component score will break the tie in the free skate and free dance. If the program component scores are also equal, the skaters/teams concerned will be considered tied.
- E. For any segment where a segment factor is applied, the factored segment scores are rounded to two decimal places.

**1073 Determination of the Final Results**

- A. The total segment score for each segment is multiplied by the current segment factor and then added. The result constitutes the final score of a skater/team in an event.
  - 1. The current segment factors used to determine combined and final results are included in the IJS Parameter Factor Charts posted on the Members Only site, under the “Accounting Central” link.
- B. The skater/team with the highest final score is first, etc.
- C. In case of a tie in total segment score for any combined result or final result, the skater/team with the highest place for the last segment skated will prevail.
- D. If there is a tie for the last skated segment, the placement of the next previously skated segment will determine the better place, etc. If there is no previous segment, the skaters/teams are tied.
- E. In ice dance, if two pattern dances are to be skated, both dances are even in value. There are no tie-breaking criteria for the combined result after the second pattern dance.
- F. No final placements shall be recorded for competitors or teams who do not complete an event. The only placement recorded for such competitors will be the placement earned for the part of the event they completed and for which placements were determined

**1100 Competition Sanctions – Generally**

**1110 ISU Competitions**

**1111** With the exception of the Olympic Winter Games, the Board of Directors will sanction competitions set forth in the regulations of the ISU when such competitions are held in the United States.

**1120 Competition Sanctions**

**1121** The Board of Directors must sanction the following competitions:

- A. U.S. Figure Skating Championships
- B. U.S. Collegiate Figure Skating Championships
- C. U.S. Adult Figure Skating Championships
- D. U.S. Synchronized Skating Championships
- E. Skate America
- F. North American International Synchronized Skating Competition
- G. Special national competitions

Applications for these competitions will be made as directed by the chair of the Competitions Committee. Applications will be provisionally accepted by the committee, and sanctions issued.

**1122** Except as noted above or below, the chair of the Competitions Committee, or the appropriate sectional or regional vice chair, must sanction all U.S. Figure Skating figure skating competitions held in the United States.

- A. Applications are to be submitted through the Members Only site at least 90 days in advance of the competition.
  - 1. Applications for intercollegiate competitions are available through the Members Only site. Applications are reviewed, and competitions are selected, by the Collegiate Skating Subcommittee.
- B. The chair or vice chair may reject any application for any good and sufficient reason.

- C. A member club that uses the principal skating headquarters of another member club for a competition must receive permission in writing from the home club before a sanction may be issued. Such permission may not be unreasonably withheld. A copy of the letter of permission must be attached to the competition sanction application.
  - D. See, also, rules 2000, 3000, 3110, 3131, 3200, 3301, 3400, 3500 and 3700.
  - E. Interim and provisional member clubs will only be issued sanctions for nonqualifying competitions.
  - F. Sanctions for intercollegiate competitions may be issued to collegiate clubs in good standing.
  - G. The Competitions Committee may make exceptions to these general rules for sanctioned competitions to fit local conditions only with the consent of the chair or appropriate sectional or regional vice chair of the Competitions Committee, and these exceptions must be specified in the announcement.
- 1123** Requests by an amateur sports organization or person made to U.S. Figure Skating, as NGB of figure skating on ice, for a sanction to hold an international amateur athletic competition in the United States or to allow United States eligible skaters to compete in an international amateur athletic competition outside the United States must be directed to the chief executive officer of U.S. Figure Skating for review and determination pursuant to the provisions of Section 220525 of the Sports Act. An “amateur sports organization” means a not-for-profit corporation, association or other group organized in the United States that sponsors or arranges an amateur athletic competition.
- 1124** No sanction will be granted for any event in which the word “Olympic,” or any derivative thereof, is used in any advertisement, announcement or publicity, or in any other manner, without having first obtained the approval of the U.S. Figure Skating chief executive officer, who must first obtain consent of the USOPC.
- 1130 First Aid**
- 1131** First aid facilities must be available at all competitions. The presence of a qualified physician is also recommended.
- 1200 Duties of Event Officials**
- Accountants, data operators, judges, referees, technical accountants, technical controllers, technical specialists and video replay operators must be free from conflicts of interest or the appearance of a conflict of interest in any event in which they function as an official.
- 1210 Duties of the Chief Referee**
- 1211** The chief referee’s interpretation of the rules and decisions on all questions not covered by these rules is final.
- 1212** The chief referee will:
- A. Act as chair of the judges;
  - B. Assign judges, substitute judges and referees to the events;
  - C. Draw the numerical order of the judges;
  - D. Together with the technical panel captain, assign technical panel officials to events for qualifying competitions.
  - E. Assign technical panel officials to events for nonqualifying competitions;
  - F. Be responsible for the scheduling of events in consultation with the host club;
  - G. Together with the chief accountant, be responsible for seeding skaters;
  - H. Direct the dance referee, if designated, to:
    - 1. Be responsible for selecting the music for pattern dances that are not designated as “skaters’ choice” dances;
    - 2. Check the music’s metronome (tempo) both before the competition and during the warm-ups;
  - I. Decide all protests, including protests from the decisions of assistant referees, except when an expedited hearing is requested in accordance with Article XXV, Section 1, of the U.S. Figure Skating bylaws;
  - J. Decide upon any breaches that may occur, even without protest;
  - K. Generally supervise the accounting;
  - L. Verify the award of places under the 6.0 system as submitted by the accountant (see rule 1060);
  - M. Decide whether the condition of the ice will permit conducting the competition;
  - N. Together with the accountant(s), conduct the initial skating draw.
  - O. Work with the local organizing committee (LOC) to ensure that all individuals who require compliance per U.S. Figure Skating’s rules and policies are in compliance, and take appropriate action, if necessary.
- 1213** For all qualifying and nonqualifying synchronized skating competitions, the chief referee will designate a specific area for coaches to stand during the warm-up period of their teams. Coaching will not be permitted from other areas.
- 1214** Within 30 days after a qualifying competition, the chief referee will complete a report:
- A. Including the following:
    - 1. Any deviations from or comments regarding:
      - a. Rules governing competitions
      - b. The official schedule
      - c. Proper conduct of all officials
    - 2. Any adverse comments or particularly favorable comments regarding:
      - a. Rink conditions
      - b. Housing
      - c. Transportation
      - d. Music
      - e. Rink side IJS computer equipment (IVR system)

3. Any protests, accidents or unusual happenings
4. Any accidents that also must be reported to the Sports Sciences and Medicine Committee
5. A record of the initial and final placements in each event.
6. A judges, referees and technical panel assignment sheet (Form 104)

B. Which will be sent as follows:

TO:	Items 1-4 Referee's Report	Item 5 Component/ Cumulative Results	Item 6 Officials' Assignment Sheet (Form 104)
President	X	X (A)	X
Technical Group Coordinator	X	X	X
Chair, Competitions Committee	X	X (B)	X
Chair, Domestic Officials Recruitment and Management Committee	X	X	X (C)
Appropriate Sectional Vice Chair, Competitions Committee	X (C)	X (C)	X (C)
U.S. Figure Skating headquarters	X	Sent by Accountants	X

Footnote: (A) - Send for U.S. Championships only

(B) - Send for sectional and U.S. Championships only

(C) - Send for sectional championships only

**Note:** The entire referee report, including the requirements listed in items 5 and 6 in the chart may be fulfilled via email at the end of the competition in a format specified by the Competitions Committee.

**1215** Within 30 days after a nonqualifying competition, the chief referee will:

A. Send a report as outlined in rule 1214 (A).

1. Computer summaries of placements including segment and cumulative, if sent electronically, must be sent in a currently approved format.

B. Include a CEU/activity report of officials (judges, referees and technical panel) in a format approved by the Competitions Committee.

C. Send the entire report in a format approved by the Competitions Committee to:

1. U.S. Figure Skating headquarters; and

2. The appropriate regional vice chair on the Competitions Committee for the region in which the competition was held, or the appropriate synchronized sectional vice chair on the Synchronized Skating Competitions Subcommittee for the section in which the competition was held (for synchronized skating competitions).

**1216** The regional vice chair, or the sectional vice chair of synchronized skating competitions, will review the referee's report and, if the report contains any special notations or deviations, distribute the written report to the persons listed under rule 1214 (B).

**1217** The referee may:

A. Require medical examination for physical fitness where considered advisable;

B. Exclude or disqualify any entrant from a competition;

C. Change officials and alter the program during a competition when there is urgent reason for so doing;

D. Appoint a substitute to replace a judge who has commenced judging an event but who is unable to continue. Whenever a substitute judge replaces an official judge, the marks of the official judge will be used up to the point of substitution.

**1220 Duties of the Event Referee**

A. The duties of the chief referee are as specified in rule 1210.

B. The event referee:

1. Is in charge of the event.

2. Manages the panel of judges to ensure compliance with the rules, with the authority to remove judges from the panel if there are important and valid reasons to do so.

a. A judge's marks may not be changed in either system of judging after posting due to a mistake made by the judge.

3. Acts as spokesperson for the panel.

4. Conducts a pre-event meeting with the panel of judges before each segment of the event.

5. Decides whether the condition of the ice permits the holding of the event.

6. Decides all protests with respect to the event.

7. Interprets the rulebook and enforces provisions therein as they pertain to the event. The event referee may bring to the officials' stand an electronic communicative device for the sole purpose of being able to perform their job function during an event such as, but not limited to, accessing an electronic version of the rulebook or event related emergencies.

8. Monitors abuse of using electronic communicative devices on the officials' stand for all officials, and reports any such abuse to the chief referee for inclusion in the referee's report (see rule 1214 (A)(1)(c)).

9. Times the duration of the program as skated and records the half-way point in the junior and senior singles short program and all singles free skates when the event is running in a manual environment using the IJS.
10. For IJS events, decides upon the following deductions according to rule 1071: time violations and interruptions of the program, as well as:
  - a. In ice dance: lifts in excess of the permitted time and part of the costume/decoration falling on the ice;
  - b. In singles and pairs: part of the costume/decoration falling on the ice;
  - c. In synchronized skating: music violations, hold deductions and part of the costume/decoration falling on the ice.
11. For IJS events, together with the judges panel, decides on the following deductions according to rule 1071:
  - a. In singles, pairs and ice dance: costume, prop, choreography (pairs and ice dance only) and music (ice dance only) violations;
  - b. In synchronized skating: costume (including feathers/headpieces) and prop violations.
 The corresponding deductions in rules 1071 and 9923 are taken when the majority of the referee plus judges have applied them.
12. In ice dance, with the assistance of a timekeeper (if necessary), takes the time of all lifts in the rhythm dance and the free dance in order to verify if a couple has performed an extended lift.
13. In ice dance, with the assistance of a timekeeper (if necessary), checks the tempo of each piece of music used for a “skaters’ choice” pattern dance event and specified parts of rhythm dance (when applicable) and:
  - a. In the IJS, takes the appropriate deduction (see rule 1071 (C)(2)) if the beats per minute are outside of the allowable range.
  - b. In the 6.0 system, notifies the judges if the beats per minute are outside of the allowable range so each judge can take the appropriate deduction.
14. In ice dance, announces, in advance of the first practice, the side of the ice surface on which each pattern dance will start. Also see rule 8075 (H).
15. Times the duration used by competitors to take their starting positions and applies or instructs the judges to apply any required penalties (see rule 1322). Allows competitors to restart according to rules 1400-1404 and 6076.
16. Requires medical examination for physical fitness where considered advisable.
17. Where medical examination is not possible, decides the physical fitness of athletes to compete safely with no further risk to themselves or their partners/teammates.
18. For a qualifying event held at a nonqualifying competition, the event referee is responsible for all decisions pertaining to the qualifying event.

#### **1221 Duties of the Assistant Ice-Level Referee**

In synchronized skating, there will be an assistant ice-level referee whose duties will be to:

- A. Monitor the condition of the ice to ensure the safety of the skaters.
- B. Monitor the ice for foreign objects; direct an alternate to enter the ice for the express purpose of picking up the object.
- C. Perform other duties as required by rule 1404.

#### **1230 Duties of the Chief Accountant**

**1231** The chief accountant at each competition has the following responsibilities:

- A. At all competitions, for the supervision of assistant accountants and technical accountants.
- B. At all qualifying competitions and official trial judge events at nonqualifying competitions, for supplying the trial judge chair with a complete record of the placements of official judges for each segment of each event. Copies of signed segment and cumulative results (if applicable) for each event will be used.
- C. At the conclusion of all qualifying competitions, for sending the following:
  1. To the director of IJS technology, no later than one day after the competition:
    - a. For IJS categories – the final and complete IsuCalcFS or Figure Skating Manager competition database containing all files, saved to a zipped folder and sent via email or successfully uploaded to EMS.
    - b. For 6.0 events – the final and completed HAL2.0 competition database folder containing all files, saved to a zipped folder and sent via email.
  2. To the archivist at U.S. Figure Skating headquarters by mail:
    - a. A clean program
    - b. Individual judges sheets for each 6.0 segment
    - c. Original signed copies of all results for each segment and cumulative results (where applicable)
- D. At all qualifying competitions, to work with the technical accountants to post starting orders and results online using the IJS Live program.

**1232** The official calculation software and official judging system hardware for U.S. Figure Skating includes:

- A. IJS Calculation – The ISUCalcFS or Figure Skating Manager program, provided by the ISU and modified with U.S. Figure Skating customizations for use in the U.S.
- B. 6.0 Calculation – The HAL2 program, updated and maintained by U.S. Figure Skating.
- C. Judging System “IVR” Hardware – Complete systems, hardware components and “IVR” software supported by a U.S. Figure Skating approved judging system vendor, company or individual.



- D. Any other calculation and/or judging system software or hardware is not approved nor supported by U.S. Figure Skating with the following exceptions:
1. Any third party judging system which existed and was actively used prior to July 1, 2013, may continue to be used at nonqualifying competitions only, but will not receive support from U.S. Figure Skating. These systems are to be used at the competition's own risk.
  2. Any third party judging system developed after July 1, 2013, if approved by the Competitions Committee, may be used at nonqualifying competitions only, but will not receive support from U.S. Figure Skating.

**1233** Technical accountants are specially trained and certified accountants who are responsible for the rink-side setup, operation and tear down of the complete IJS scoring system, both mini and large. Technical accountants provide computer and technical support, coordinate with and report to the chief accountant, who retains overall responsibility for all accounting functions.

**1234** The chief accountant at all competitions will supply the chief referee with all items required for the completion of the reports listed in rule 1214.

**1235 Duties of the Accountants – IJS**

The duties of accountants generally are as specified in rules 1230–1234. In addition, for events using the IJS, the accountants must comply with the following:

A. Qualifications:

1. Be trained, current and proficient in the operation of the software used to calculate results.
2. Be knowledgeable in the scale of values coding for all elements in the skating discipline(s) for which results will be calculated.

B. Prepare the sheets for the technical panel, event referee and judging panel prior to the event.

C. Calculate the results using the computer program selected by U.S. Figure Skating as the official calculation software.

1. The marks of all judges assigned to a panel in a U.S. Figure Skating event using the IJS must be included in the calculation of results. There will be no blind draw of the judging panel to discard the marks of any judge. When there are four or fewer judges on the judging panel, a simple mean must be used to calculate results.
2. The names of the judges on the panel will be published along with their respective scores at the conclusion of the event. There will be no anonymous judging.

D. Produce an individual test credit skater report at every nonqualifying competition with applicable IJS events for any skater meeting the minimum requirements for that respective level who requests the report. (See rule 4201.) For any given competition, the chief accountant will post, along with the starting orders, the latest time that a test credit report must be requested for that competition.

E. Produce a protocol after every qualifying competition containing:

1. All marks for all skaters and the names of the judges who gave those marks.
2. All performed elements/sections as called and the base values for each element/section.
3. The results of each segment of the event, including total scores and placements for all skaters in each segment of the event.
4. The final result, including the final scores and final placements of all skaters in the event.

F. The complete protocol may be disseminated to the competitors and judges by hard copy or by posting on [usfigureskating.org](http://usfigureskating.org) and/or on the website for the competition or local organizing committee.

G. The technical accountants may bring to the officials' stand an electronic communicative device for the sole purpose of accessing official documents related to the event, obtaining assistance in the case of equipment/network failure or to perform their officiating duties.

**1240 Duties of a Judge**

A. In the 6.0 system:

1. Evaluates and enters marks for technical elements/technical score and program components based on the appropriate criteria;
2. Enters deductions per rule sections 6910, 7910, 8910 and 9910, and other rules as appropriate.

B. In the IJS:

1. Evaluates and scores the quality of each element and the skater(s') achievements in each of the specified program components based upon specific written criteria.
2. Enters appropriate deductions for costume, prop, choreography and music violations along with the referee. (See rule 1220 (B)(11).) The corresponding deductions in rules 1071 and 9923 are taken when the majority of the referee plus judges have applied them.
3. Must be willing to use the whole range of grade of execution values and program component marks as the skating dictates.

C. Must be fully informed of all rules concerning the judging of an event and able to implement those rules.

D. Must mark independently and must not communicate with other judges or discuss marks or scores during the event with any person other than the event referee.

E. May not serve as a television commentator nor engage in communications with the media or others with respect to the event they are judging except through the event referee.

- F. Must not use previously prepared marks or bring papers to the judges' stand containing information on previous performances.
- G. Must not bring any form of electronic communicative device to the judges stand for competitions.
- H. Must comport themselves at all times with discretion, be completely impartial and neutral in their evaluation of the performance and not show bias for or against any skater(s).
- I. Must stand or sit at locations from which they can see the complete ice surface and can hear the music when used.

**1250 Duties of the Technical Controller – IJS**

- A. Acts as chair and supervisor of the technical panel and ensures an orderly, clear, dignified and efficient communication among technical panel members.
- B. Convenes a meeting of the technical panel prior to each event segment.
- C. Supervises the calls of the technical specialists and the input of the names and correct levels of difficulty of the performed elements.
- D. Corrects, if necessary, the calls of the technical specialist. If both technical specialists disagree with the proposed correction, the initial decision of the technical specialists will stand. If the two technical specialists do not agree, the decision of the technical controller will prevail.
- E. Authorizes or corrects the deletion of elements.
- F. Authorizes or corrects the identification of illegal elements, illegal movements and poses in ice dance, and illegal holds in pair skating.
- G. Authorizes or corrects the identification of a fall.
- H. Confirms the deletion of additional elements.
- I. Verifies that the performed elements and levels of difficulty identified are correctly recorded (either in the computer system or manually) and authorizes them to go to the calculation program.

**1260 Duties of the Technical Specialists – IJS**

- A. Identify and call the performed elements.
- B. Identify and call correct levels of difficulty of the performed elements.
- C. Identify illegal elements, illegal movements and poses in ice dance, and illegal holds in pair skating.
- D. Identify a fall.
- E. Identify and delete extra or additional elements.
- F. Attend the meeting of the technical panel prior to each event segment.
- G. Attend practice sessions, if possible, and are familiar with the competitors' programs in advance of the event.

**1270 Duties of the Data Operator – IJS**

- A. Inputs the called elements into the computer or manually records the called elements in the code recognized in the scale of values if the data input computer is not in use.
- B. Inputs the levels of difficulty of the elements as called in the same manner described above.
- C. Corrects elements or levels of difficulty as instructed by the technical controller.
- D. Indicates additional elements identified by the computer to the technical specialists and the technical controller.
- E. Supports the technical specialists and technical controller.
- F. Operates the replay as instructed by the technical controller.
- G. Attends the meeting of the technical panel prior to each event.

**1280 Duties of the Video Replay Operator – IJS**

For events using video replay:

- A. Operates the video programs on a computer and captures video clips of all elements in a program for use by the judges, technical specialists and technical controller to review elements.
- B. May attend practice sessions to become familiar with the competitors' programs in advance of the event.

**1290 Duties of All Technical Panel Officials – IJS**

Members of the technical panel may bring to the officials' stand an electronic communicative device for the sole purpose of accessing official documents related to the event, such as the rulebook, ISU Communications, ISU handbooks and Technical Notifications. This device must be used in "airplane mode" only. Anyone bringing an electronic communicative device to the officials' stand must notify the technical controller, who will notify the event referee if there is any abuse, which will then be reported in the referee report.

**1295 Duties of Announcers and Music Officials**

Announcers and music officials may bring to the officials' stand an electronic communicative device for the sole purpose of performing their officiating duties and accessing official documents related to the event. Any such official who brings an electronic communicative device to the officials' stand must notify the event referee.

## 1300 Requirements of Skaters and Coaches – All Disciplines

### 1310 Coaching Requirements – All Disciplines

1311 Any coach being credentialed for a U.S. Figure Skating competition, either qualifying or nonqualifying must:<sup>1</sup>

- A. Be a current coach member of U.S. Figure Skating;
- B. Successfully complete the coach and instructor compliance required under rule GR 4.01;
- C. Complete the continuing education and/or certification requirements specified in rule GR 4.02.

A person providing professional sports science services, including but not limited to sports psychologists, physical therapists and athletic trainers, who would like to be credentialed at a competition must meet the coaching requirements listed above.

1312 Skaters and synchronized skating teams may receive coaching from the sidelines while on the ice during warm-up periods and may also leave the ice surface for that purpose, provided such coaching does not interfere with the judging of another skater. However, coaching is not permitted during the actual performance of the skater or team before the judges, nor may the coach be on the ice with the skater or team in the warm-up area. For the purpose of this rule, coaching will be considered any communication between the skater or team and a coach, parent or any other person. The referee may bar from the rink anyone who disregards this rule and may disqualify any skater or team who receives coaching in violation thereof.

- A. For all qualifying and nonqualifying synchronized skating competitions, coaching is only permitted from the area designated by the referee.

### 1320 Behavior of Competitors During Competitions – All Disciplines

1321 Competitors are bound to obey implicitly the instructions of the official in charge of the competition and at all times to observe and comply with the Code of Ethics set forth in rule GR 1.02. Competitors who directly or indirectly, or in writing, express themselves in any improper manner regarding the officials or their decisions or the marking of the judges may be suspended or excluded from further competition.

1322 **Call to Start:** Before each performance, the name of the competitor/team will be called.

- A. Singles, pairs and ice dance:

1. For IJS events, every singles, pairs and ice dance competitor/team must take the starting position of each segment of the competition (pattern dance, short program, rhythm dance, free skate or free dance) no later than 30 seconds after the competitor's/team's name has been announced. If the competitor/team has not taken their starting position within 30 seconds after their name is announced, the referee will deduct 1.0. If the competitor/team has not taken their starting position within 60 seconds after their name is announced, the competitor/team will be considered withdrawn.
2. For 6.0 events, every singles, pairs and ice dance competitor/team must take the starting position of each segment of the competition (pattern dance, short program, rhythm dance, free skate or free dance) no later than 60 seconds after the competitor's/team's name has been announced. Failing to do so, the referee must instruct the judges to take the appropriate deduction (per the current Deduction Table for Events Judged Using the 6.0 System posted on the Members Only site). The referee may, for good cause, modify the strict interpretation of this rule.

B. Synchronized skating: Every synchronized team (for both IJS and 6.0 events) must take the starting position and make a signal to the referee of each segment of the competition (short program and free skate) no later than 30 seconds after the team's name has been announced. If this time has expired and the team has not yet taken the starting position, the referee will apply a deduction from the final score as per rule 9923. If 60 seconds started from the call to start have expired and the team has not yet taken the starting position, the team will be considered as withdrawn.

C. If a competitor/team has not registered, turned in music or shown up for the warm-up, such competitor/team will be considered officially withdrawn, and the competitor's/team's name will not be announced.

1323 Competitors must take their accolades at center ice and exit without undue delay. A synchronized team must not take more than 30 seconds for exiting the ice surface for both the short program and free skate.

1324 It is the responsibility of all competitors to be familiar with these rules, to comply with them in full and to exemplify the highest standards of fairness, ethical behavior and genuine good sportsmanship in any of their relations with others. Any person whose acts, statements or conduct is considered detrimental to the welfare of figure skating is subject to the loss of privilege of registration by U.S. Figure Skating in accordance with the procedure outlined in Article XXV, Section 1, of the U.S. Figure Skating bylaws relating to loss of membership privileges, suspension and expulsion.

---

<sup>1</sup> The provisions and amendments to Rule 1311 are effective as of July 1, 2024, with the following requirements for the 2023-2024 and 2024-2025 seasons:

For the 2023-24 season:

- Coaches must complete continuing education through the PSA by June 20, 2023.
- Qualifying coaches must join PSA.

For 2024-25 season:

- Coaches must complete certification and continuing education delivered through U.S. Figure Skating by June 30, 2024.
- Coaches must be a coach member beginning July 1, 2024.

## **1400 Falls and Interruptions – All Disciplines**

A fall is defined as the loss of control by a skater with the result that the majority of his/her own body weight is on the ice being supported by any part of the body other than the blades, e.g. hand(s), knee(s), back, buttock(s) or any part of the arm. A fall in itself is no bar to winning an event.

### **1401 Falls – Not the Fault of the Skater**

- A. If a skater is interfered with through no fault of the skater or falls because of the condition of the ice, the referee shall direct the skater to begin again after such period of rest as the referee may deem advisable, and the judges shall mark only the reskated program or pattern dance. In final round pattern dances, the entire flight shall be restarted.
- B. If two or more dance couples collide or interfere with each other, each judge must decide who is at fault and make such adjustments in marks as may be considered appropriate.

### **1402 Falls – The Fault of the Skater**

- A. A skater who falls in an event, other than pattern dance, shall continue skating without an extension of the prescribed duration of time. When using the 6.0 judging system, a movement marred by a fall must not be marked. If a fall is the fault of the competitor, it must be reflected in the mark for technical elements. If the fall interrupts the harmonious composition, it must be reflected in both marks. An involuntary touchdown must be reflected in the marking according to its seriousness.
- B. An interrupted pattern dance shall be resumed at the nearest technically practicable point in the step sequences (which may be after the point of interruption) and not necessarily at the exact point of interruption. The couple may not repeat the steps missed by the interruption, or the judges must deduct accordingly. The judges must determine the degree and amount of penalty to be assessed, according to the guidelines for deductions related to stumbles, interruptions and falls.
- C. No allowance may be made by the judges for personal accidents due to the fault of the skater.

### **1403 Allowance of a Delayed Start or Restart – Singles/Pairs/Ice Dance**

- A. If the tempo or quality of the music is deficient, the competitor(s) may restart the program from the beginning if the competitor(s) reports to the event referee within 20 seconds after the start. If the competitor(s) reports to the referee more than 20 seconds after the start, the competitor(s) will resume the program at the point of interruption or, if the interruption occurred at the entrance to or during an element, at the point immediately preceding this element. If for any reason there is an interruption or stop in the music, the competitor must stop skating when they become aware of the problem or at the acoustic signal of the event referee, whichever is earlier. Back-up music must be readily available at rink side. No deduction will be made by the event referee or judges.
- B. If an interruption or stop in the music or any other adverse condition unrelated to the competitor(s) or the competitor's equipment, such as lighting, ice condition, etc., occurs, the competitor(s) must stop skating at the acoustic signal of the event referee and report to the event referee. Immediately after the problem has been resolved, the competitor(s) will continue from the point of interruption. If, however, the interruption lasts longer than 10 minutes, there will be a second warm-up period according to rule 2712.
- C. If a competitor is injured during the performance, or another adverse condition related to the competitor (such as health problems or unexpected damage to the competitor's clothing or equipment) impedes the competitor's skating, the competitor must stop skating, or they will be directed to do so by an acoustic signal of the event referee.
  1. If the adverse conditions can be remedied without delay and the competitor(s) resumes the program without reporting to the event referee, the event referee will apply a deduction for the interruption for IJS events as per rule 1071 (C) depending on the duration of the interruption. This time period commences immediately after the competitor stops performing the program or is directed to do so by the event referee, whichever occurs earlier. During this time period, the competitor's music will continue playing. If the competitor does not resume the program within 40 seconds, the competitor will be considered withdrawn;
  2. If the adverse conditions cannot be remedied without delay and the competitor(s) reports to the event referee within 40 seconds, the event referee will allow an additional period of up to three minutes for the competitor to resume skating. Then the event referee directs the music to be stopped. The additional time period commences at the moment the competitor reports to the event referee. The event referee will apply a deduction in IJS events as per rule 1071 (C) for the whole interruption. If the competitor does not report to the event referee within 40 seconds or does not resume the program within the additional period of three minutes, the competitor will be considered withdrawn.
    - a. In IJS events, the event referee will decide and indicate to the technical controller where the point of interruption is. If the technical panel decides that the interruption occurred at the entrance to or during an element, the technical panel will call the element according to the usual principles of calling, and the technical controller will inform the event referee of those decisions. The point from where the competitor has to continue the program will be decided and communicated to the competitor, the judges and the technical panel by the event referee: it is either the point of interruption or, if the technical panel has decided that the interruption occurred at the entrance to or during an element, the point immediately following this element.

- D. If, in the opinion of the event referee, medical attention is required (mandatory for possible head injury or concern of concussion), the event referee must stop the performance. No deduction as per rule 1403 (C) applies. The event referee, after consulting with medical personnel, if available, will decide if the competitor(s) is fit to continue their program with no further risk to themselves or their partner/teammates, if applicable. There will be a maximum of a three-minute allowance for evaluation before the event referee will be required to make their decision. If the event referee determines the competitor is not fit to continue, the competitor will be considered withdrawn.
- E. If a competitor with the first starting number in the group is injured, or any other adverse condition related to the competitor or the competitor's equipment impeding the competitor's skating occurs during the warm-up period, and time before the start of the program is not sufficient to remedy the adverse condition, the event referee will allow the competitor up to three additional minutes before the competitor is called to the start. No deduction as per rule 1403 (C) applies.
- F. If any competitor between entering the ice and being called to the start is injured, or any other adverse condition related to the competitor or the competitor's equipment impeding the competitor's skating occurs, and time before the start of the program is not sufficient to remedy the adverse condition, the event referee will allow the competitor up to three additional minutes before the competitor is called to the start. The event referee will apply a deduction as per rule 1403 (C)(2).
- G. If any competitor between being called to the start and taking the starting position is injured or any other adverse condition related to the competitor or the competitor's equipment impeding the competitor's skating occurs, rule 1322 applies. If sixty (60) seconds are not enough to remedy the adverse condition, the event referee will allow the competitor up to three additional minutes, applying a deduction for the whole interruption as per rule 1403 (C)(2).
- H. No restarts of the whole program are allowed, except for falls that are not the fault of the skater or deficient music; see rules 1401 (A) and 1403 (A).
- I. If a competitor is unable to complete the program, no marks are to be awarded, and the competitor will be considered as withdrawn. The same applies to the situation when a competitor has been given the opportunity to continue the program from the point of interruption and once more is unable to complete the program.

#### **1404 Allowance of a Delayed Start or Restart – Synchronized Skating**

- A. If the tempo or quality of the music is deficient or if for any reason there is an interruption or stop in the music, the team captain must stop skating and notify the event referee or the team must stop skating at the acoustic signal of the referee, whichever is earlier. No restart may be made if any of these problems with music occurs 20 seconds after the start. If the interruption happens after the 20-second mark, the performance will continue from the point of interruption, or if the interruption occurred at the entrance to or during an element, at the point immediately preceding this element. If this element was identified and called by the technical panel before the interruption, the technical panel has to delete it from the list of performed elements, and the team is allowed to repeat this element when resuming the program (at which point it will be called). Back-up music must be readily available at rink side. No deduction will be made by the event referee or judges.
- B. If an interruption is caused by an adverse condition unrelated to the team or their equipment, such as lighting, ice condition, etc., occurring at any time during the program, the team must stop skating at the acoustic signal of the event referee. If the event referee does not stop the skating with an acoustic signal, the team captain should inform the event referee about any adverse conditions unrelated to the team or their equipment. The rest of the team must continue to skate until they are ordered to stop by an acoustic signal of the event referee. No penalty will be applied for the team captain leaving the team to consult the event referee or the event referee then stopping the program. Immediately after the problem has been resolved, the team will continue from the point of interruption, or if the interruption occurred at the entrance to or during an element, at the point immediately preceding this element. If this element was identified and called by the technical panel before the interruption, the technical panel has to delete the it from the list of performed elements, and the team is allowed to repeat this element when resuming the program (at which point it will be called). If, however, the interruption lasts longer than 10 minutes, there will be a second warm-up period according to rule 2911.
- C. If a skater is injured during the performance, or another adverse condition related to the skater (such as health problems or unexpected damage to the skater's clothing or equipment) impedes the skater's/team's skating, the affected skater must stop skating when the skater becomes aware of the problem or at the acoustic signal of the event referee. The music will only be stopped if the referee instructs the music coordinator to do so.
  - 1. If the adverse conditions can be remedied without delay, and the rest of the team has continued to skate their program, and the affected skater(s) resumes skating their program without reporting to the event referee, the event referee will apply a deduction for the interruption as per rule 9912 or 9923 depending on the duration of the interruption. This time period commences immediately after the skater stops performing the program or the team is directed to do so by the event referee, whichever occurs earlier.

2. If the adverse conditions cannot be remedied without delay and the team captain (or affected skater) reports to the event referee within 40 seconds, the event referee will order the rest of the team to stop skating by an acoustic signal and allow an additional period of up to three minutes and/or will permit the team to solve the problem in order for the team to resume skating. The team will resume skating as close as possible to the time that the team captain or the affected skater reported to the event referee. This additional time period commences at the moment the team captain or the affected skater reports to the event referee. The event referee will apply a deduction as per rule 9912 or 9923 for the whole interruption.
  - a. If either the whole team stops skating without being directed to do so by the event referee or the event referee directed the team to stop skating and the team captain does not report to the event referee within 40 seconds, or if the team does not resume skating their program within the additional period of three minutes, the team will be considered withdrawn.
  - b. The judges and the technical panel will continue to evaluate the team's performance until the event referee directs the team to stop skating with an acoustic signal. The point from which the team must continue the program will be decided per paragraph c below, and communicated to the team by the event referee.
  - c. In IJS events, the event referee in consultation with the technical controller will determine whether the interruption occurred before or during an element. If the interruption occurred during any part of an element, the team will continue from the point of interruption, or if the interruption occurred at the entrance to or during an element which was called by the technical panel before the interruption, at the point immediately following this element. The call made prior to the interruption will stay. The event referee will inform the judges ~~and technical panel~~ where to continue the evaluation of the program.
- D. If, in the opinion of the event referee or assistant ice-level referee, medical attention is required (mandatory for possible head injury or concern of concussion), the referee must stop the performance. No deduction will apply if the referee stops the performance for medical attention. The event referee, after consulting with medical personnel, if available, will decide if the skater is fit to continue the program with no further risk to themselves or their teammates. There will be a maximum of a three-minute allowance for evaluation before the event referee will be required to make their decision. If the event referee determines the competitor is not fit to continue, another competitor may be substituted per rule 1404 (F). When the problem is resolved, the team will continue from the point of interruption, or if the interruption occurred at the entrance to or during an element, at the point immediately following this element, which is called by the technical panel and the call remains. In case of a skater's injury, which requires the skater's evacuation by the medical personnel from the ice surface and/or new ice resurfacing is needed after the accident, this three minutes period is not in place.
- E. If any team between entering the ice and being called to the start is injured, or any other adverse condition related to the team or their equipment impeding their skating occurs, and time before the start of the program is not sufficient to remedy the adverse condition, the event referee will allow the team up to three additional minutes before the team is called to the start. The event referee will apply a deduction as per rule 1404 (C)(2).
- F. Once a short program or free skate has started, no substitution of a skater will be permitted (if there is no visible reason, i.e. injury, equipment failure, etc.). However, registered team alternates may be substituted if the team's program is stopped by the event referee or assistant ice-level referee due to injury or equipment problems. If a team substitutes a skater without the event referee or assistant ice-level referee first stopping the program, the team will be disqualified.
- G. With respect to adverse conditions related to a skater or skater's equipment, only one restart per program is allowed. In case of a second stop of the performance due to an adverse condition related to the skater or skater's equipment (including medical problems), the team concerned will be considered withdrawn.
- H. If a team does not complete their program, no marks are to be awarded, and the team is considered withdrawn.

## **1500 Complaints, Protests, Appeals – All Disciplines**

- 1501** All protests to the chief and/or event referee must be in writing. The protest must identify the specific basis for the protest, including the name of the official, rule number or bylaw article at issue or other basis for the protest.
- 1502** A protest concerning the participation of a competitor must be filed with the chief referee before the start of the first event of the entire competition. If an immediate decision cannot be reached, the competitor will be permitted to start, but in the event the protested competitor wins a prize, the announcement of the result and the distribution of prizes will be deferred until a final decision has been made.
- 1503** Protests other than concerning the participation or eligibility of a competitor must be filed with the chief and/or event referee no later than 60 minutes after the posting of the official results of that event.
- 1504** Decisions of the chief and/or event referee affecting the eligible status of a competitor, the exclusion, disqualification or qualification of an entrant or official, or the determination of a result may be appealed to an Expedited Hearing Panel (see rule GCR 5.04). Appeals must be made in writing and sent to the chief referee of the competition, and the secretary and Administrative/Legal Group coordinator of U.S. Figure Skating within five days after the chief and/or event referee's decision. No other appeals from the decisions of chief and/or event referee will be permitted.
- 1505** Protests to the chief and/or event referee and appeals to the Expedited Hearing Panel can be filed by the competitor, or by either the club or coach on behalf of the competitor.

**1506 Formal Complaints Against Officials at a Competition**

- A. Complaints concerning any official must be made in writing to one of the following:
  - 1. Chief referee of the competition;
  - 2. Event referee at the competition;
  - 3. Technical panel captain at the competition in the case of a complaint against a technical panel official;
  - 4. Chair of the Domestic Officials Recruitment and Management Committee
- B. A special committee will be formed to hear and act on formal complaints against U.S. Figure Skating officials. Details of the complaint process can be found in rule section DOR 10.00.

**1600 Release of Liability**

U.S. Figure Skating and the clubs or organizers of competitions undertake no responsibility for damages or injuries suffered by the skaters or officials. As a condition of and in consideration of the acceptance of their entries or participation therein, all entrants, their parents and guardians and officials will be deemed to agree to assume all risks of injury to their person and property resulting from, caused by or connected with, the conduct and management of the competition, and to waive and release any and all claims which they may have against any officials, U.S. Figure Skating, the club hosting the competition and its officers; and their entries shall be accepted only on such condition.

**Notes**



## Rules for Qualifying Competitions

### 2000 Qualifying Competitions – Sanctions

- A. The U.S. Pairs Final, U.S. Ice Dance Final, sectional singles finals, synchronized sectional championships and adult sectional championships require a sanction from the appropriate sectional vice chair of the Competitions Committee.
- B. The National Qualifying Series events require a sanction from the Competitions Committee. Refer to the National Qualifying Series Local Organizing Committee Handbook posted on the Members Only site.
- C. Sanctions for any qualifying competition, unless otherwise approved by the Board of Directors, will be issued only to full member clubs in good standing or to interclub associations listed in the current directory. Entries are limited to current members of U.S. Figure Skating who otherwise meet the requirements as outlined in the rules.
- D. See rules 1100–1130 for additional sanction information.

### 2010 Qualifying Competitions – Location

- 2011 If a sectional singles final cannot be held within that section, the chair of the Competitions Committee has the authority to assign that sectional final to another section;
- 2012 Synchronized skating sectional championships may be hosted at a common time and location with the approval of the chair of the Competitions Committee. Each section will have separate competitions.
- 2013 In the event that a sectional final cannot be held or relocated, a committee comprised of the chair of the Competitions Committee, along with the appropriate sectional and regional vice chairs, a member of the Board of Directors from the appropriate section, appointed by the president, at least 33.3 percent athlete representation and any other members deemed appropriate by the president will select the skaters or teams to advance to the next level of qualifying competition.

### 2020 Qualifying Competitions – Ice Surfaces

- 2021 For all qualifying competitions as defined in rule 1022, ice surfaces measuring not less than 85 feet by 185 feet will be used whenever possible:
  - A. For U.S. Figure Skating Championships, smaller ice surfaces may be used only with the approval of the Board of Directors and the chair of the Competitions Committee.
  - B. For the U.S. Synchronized Skating Championships, smaller ice surfaces may be used only with the approval of the Board of Directors and the chair of the Competitions Committee, after consultation with the national vice chair of the Synchronized Skating Competitions Subcommittee.
  - C. For other competitions, smaller ice surfaces may be used only with the approval of the chair of the Competitions Committee after consultation with the appropriate sectional vice chair of the Competitions Committee.
  - D. It is preferred that sites for the U.S. Pairs Final, the U.S. Ice Dance Final and sectional singles finals have, whenever possible, two ice surfaces available for competition.

### 2030 Standard Contracts for All U.S. Championships

- 2031 For the U.S. Figure Skating Championships, the terms of the contract between the local organizing committee (LOC) for U.S. Figure Skating Championships and U.S. Figure Skating are standardized as follows:
  - A. U.S. Figure Skating will assume the management of U.S. Figure Skating Championships.
  - B. U.S. Figure Skating will pay all expenses involved with organizing and conducting the championships including, but not limited to, the expenses of referees, accountants, judges and other assigned officials, medals, trophies, competition forms, computer costs and electronic scoreboards.
  - C. The LOC, in good faith, will negotiate a standard agreement covering U.S. Figure Skating Championships with U.S. Figure Skating.
  - D. U.S. Figure Skating will pay a fee to the LOC for supplying the local volunteers to carry out the various responsibilities assigned to them. The LOC will keep any monies received from any approved local cash sponsor. The LOC will also keep any leftover items procured from approved local “value in kind” sponsors.
- 2032 The terms of the contract between the local organizing committee (LOC) for all other U.S. championships (U.S. Adult Figure Skating Championships, U.S. Synchronized Skating Championships, U.S. Collegiate Figure Skating Championships) and U.S. Figure Skating are standardized as follows:
  - A. The LOC will agree to pay all expenses involved with organizing and conducting the championships including, but not limited to, the expenses of referees, judges, music equipment\* and coordinators, technical representatives, accountants, medals, trophies, sanction fees if any, necessary competition forms, computer costs, electronic scoreboards\*, judging boxes\*, etc., prior to the placement of the event. (\*U.S. Figure Skating will provide this equipment in good working condition from its current storage location.)
  - B. The LOC will agree to negotiate, in good faith, a U.S. Figure Skating standard agreement covering the U.S. Figure Skating Championships.
  - C. The LOC will pay a bid fee to U.S. Figure Skating and all other expenses of the championships. These expenses may include the officials’ dinner but may not include any other party or banquet expense. The LOC will retain all net profits thereafter. No payment will be made to any service organization prior to the calculation of net profit.
  - D. A financial statement of the gross receipts, expenditures and net profit accruing from the championships will be filed with the treasurer and the chair of the Competitions Committee not later than 120 days after the last day of the championships. Payment of U.S. Figure Skating’s share of the net profit will accompany the copy of said statement forwarded to the U.S. Figure Skating treasurer.

## 2040 Qualifying Competitions – Expenses and Reports

**2041** The host club will meet the expenses of any sanctioned competition such as advertising, programs, prizes, expenses of officials and all other expenses as specified in the standard contract. The expense of U.S. Figure Skating officials, technicians or others whose attendance at National Qualifying Series or sectional championships is individually appointed by U.S. Figure Skating will be assumed by U.S. Figure Skating.

A. The National Qualifying Series Local Organizing Committee Handbook will document the conduct, rules and procedures required of any competition wishing to host a National Qualifying Series competition. This document will be submitted by the Competitions Committee to the Board of Directors for their approval no later than Dec. 1.

**2042** Clubs conducting qualifying competitions must file a financial statement on forms available from U.S. Figure Skating headquarters as follows:

A. For the U.S. Pairs Final, U.S. Ice Dance Final, sectional singles finals and adult sectional championships, a financial statement must be filed within 90 days after the last day of the competition with the chair of the Competitions Committee, U.S. Figure Skating headquarters and with the appropriate sectional and regional vice chairs of the Competitions Committee.

B. For the U.S. Collegiate Figure Skating Championships, U.S. Adult Figure Skating Championships and U.S. Synchronized Skating Championships, see rule 2032.

C. For sectional synchronized skating championships, a financial statement must be filed with the chair of the Competitions Committee, U.S. Figure Skating headquarters and the appropriate sectional vice chairs of the Synchronized Skating Competitions Subcommittee within 90 days after the last day of the competition.

**2043** Clubs which fail to file financial statements for any qualifying competition or, in the case of the U.S. Figure Skating Championships or the U.S. Synchronized Skating Championships, fail to pay U.S. Figure Skating's share of the net profits, will not be issued a sanction for any future competition until the terms of the standard contract and rule 2042 are fulfilled.

**2044** Entry fees paid to the local organizing committee (LOC) for appropriate qualifying competitions are based on entries (net of byes, four or fewer, processing fees, etc.) as of the closing date for entries. Entry fees paid to the LOC will be determined as outlined in rule 2401 (B)(1).

## 2050 Qualifying Competitions – Events

**2051** Qualifying competitions as defined in rule 1022 will be held in accordance with the general rules and regulations for all competitions, together with the rules specific to those competitions.

**2052** The following qualifying competitions will consist of the following events:

Qualifying Events		U.S. Figure Skating Championships	U.S. Ice Dance Final	U.S. Pairs Final	Sectional Singles Final	National Qualifying Series
<b>Senior (Championship)</b>	<b>Women</b>	√			√	√
	<b>Men</b>	√			√	√
	<b>Pairs</b>	√		√		√
	<b>Dance</b>	√	√			√
<b>Junior</b>	<b>Women</b>	√			√	√
	<b>Men</b>	√			√	√
	<b>Pairs</b>	√		√		√
	<b>Dance</b>	√	√			√
<b>Novice</b>	<b>Women</b>				√	√
	<b>Men</b>				√	√
	<b>Pairs</b>			√		√
	<b>Dance</b>		√			√
<b>Intermediate</b>	<b>Women</b>				√	√
	<b>Men</b>				√	√
	<b>Pairs</b>			√		√
	<b>Dance</b>		√			√
<b>Juvenile</b>	<b>Girls</b>				√	√
	<b>Boys</b>				√	√
	<b>Pairs</b>			√		√
	<b>Dance</b>		√			√

**2053** The Board of Directors may divide the events of U.S. Figure Skating Championships, and the chair of the Competitions Committee, with the vice president, may divide the events of the U.S. finals and sectional finals among different clubs as they see fit.

#### **2054 U.S. Collegiate Figure Skating Championships – Events**

The U.S. Collegiate Figure Skating Championships will consist of the following events:

- A. Senior (championship) women’s and men’s singles, and junior women’s and men’s singles.
- B. Technical elements in the singles short program and free skate may differ from those adopted by U.S. Figure Skating and the ISU Congress. These changes will be published annually in the announcement of the U.S. Collegiate Championships.
- C. The U.S. Collegiate Figure Skating Invitational will be held in conjunction with the U.S. Collegiate Figure Skating Championships. Requirements for and conduct of the U.S. Collegiate Figure Skating Invitational will be posted on the Members Only site.

#### **2055 U.S. Adult Figure Skating and Adult Sectional Championships – Events**

The U.S. Adult Figure Skating Championships and the adult sectional championships will consist of the following events:

- A. Adult sectional championships events and U.S. Adult Figure Skating Championships events which require qualification from adult sectional championships:
  1. Singles: championship masters junior-senior free skate; championship masters intermediate-novice free skate; championship adult gold free skate, championship adult silver free skate;
  2. Pairs: championship masters pairs;
  3. Partnered dance: championship adult dance;
  4. Solo dance: championship adult solo dance.
- B. U.S. Adult Figure Skating Championships events which do not require qualification from adult sectional championships:
  1. Singles: masters junior-senior free skate, masters intermediate-novice free skate, adult gold free skate, adult silver free skate, adult bronze free skate;
  2. Pairs: masters pairs, adult gold pairs, adult silver pairs, adult bronze pairs, centennial pairs;
  3. Partnered dance: masters open partnered pattern dance, adult gold partnered pattern dance, adult pre-gold partnered pattern dance, adult silver partnered pattern dance, adult pre-silver partnered pattern dance, adult bronze partnered pattern dance, adult pre-bronze partnered pattern dance, centennial partnered pattern dance, masters open partnered free dance, adult gold partnered free dance and adult pre-gold partnered free dance;
  4. Solo dance: adult gold solo pattern dance, adult pre-gold solo pattern dance, adult silver solo pattern dance, adult pre-silver solo pattern dance, adult bronze solo pattern dance, adult gold solo free dance, adult pre-gold solo free dance, adult silver solo free dance, adult pre-silver solo free dance, adult bronze solo free dance;
  5. Showcase: masters emotional performance, masters lyrical pop/character/comedy, adult gold emotional performance, adult gold lyrical pop/character/comedy, adult silver emotional performance, adult silver lyrical pop/character/comedy, adult bronze emotional performance and adult bronze lyrical pop/character/comedy.

#### **2056 U.S. Synchronized and Synchronized Sectional Championships – Events**

- A. The U.S. and sectional synchronized skating championships will consist of the following levels: senior, senior elite 12, junior, novice, intermediate, juvenile, collegiate, adult and masters.
- B. The synchronized skating sectional championships will consist of the levels set forth in (A) and the following levels: preliminary, pre-juvenile, open juvenile, open collegiate, open adult and open masters.

#### **2060 Qualifying Competitions – Announcements**

**2061** The rules for qualifying competitions will be those in this rulebook unless stated otherwise in the announcement.

The announcement and entry form for:

- A. The U.S. Figure Skating Championships must be approved by the chair of the Competitions Committee;
- B. The U.S. Synchronized Skating Championships must be approved by the national vice chair of the Synchronized Skating Competitions Subcommittee;
- C. The U.S. Pairs Final, U.S. Ice Dance Final, sectional singles finals and National Qualifying Series events must be approved by the appropriate sectional vice chairs of the Competitions Committee;
- D. Synchronized skating sectional championships must be approved by both the appropriate sectional vice chair and the national vice chair of the Synchronized Skating Competitions Subcommittee.
- E. The U.S. Adult Figure Skating Championships and adult sectional championships must be approved by the national vice chair of the Adult Competitions Subcommittee.

**2062** The announcements must be made available as follows:

<b>Competition</b>	<b>Announcement Made Available By</b>
National Qualifying Series	April 15
U.S. Collegiate Figure Skating Championships	May 15
Sectional Singles Finals	Aug. 1
U.S. Ice Dance Final and U.S. Pairs Final	Aug. 1
U.S. Figure Skating Championships	By the conclusion of sectional singles finals, U.S. Pairs Final and U.S. Ice Dance Final
Synchronized Skating Sectional Championships	Aug. 15
U.S. Synchronized Skating Championships	By the conclusion of synchronized skating sectional championships
Adult Sectional Championships	Dec. 15
U.S. Adult Figure Skating Championships	Dec. 15

**2063** A final copy of all announcements will be sent to the chair of the Competitions Committee and to U.S. Figure Skating headquarters.

### **2100 Qualifying Competitions – Officials**

#### **2110 Assignment Restrictions**

**2111** For qualifying competitions, members of the same family or close relatives may serve as officials in the same event (e.g. intermediate women Group A) provided they are not on the same panel (e.g. both on the technical panel or both on the judging panel (referees are considered members of the judging panel)) or serving as the same type of official (e.g. both accountants).

**2112** A relative of a competitor will not be permitted to referee, judge, serve on the technical panel or act as an accountant in any competitive event in which the competitor is entered. Persons married or closely related to a competitor or paid coach in figure skating will not be permitted to serve as a referee, judge, technical panel member or an accountant in any event in which the competitor or pupil of the paid coach is entered. Persons will be considered a pupil for 12 months after the last day of receiving coaching. Teaching/coaching/consulting for competitors, either privately or semi-privately (including e-classes) in, but not limited to, choreography, ballet, gymnastics, ballroom dancing, and/or physical fitness within the past 12 months prohibits one from officiating for skaters who are their pupils.

**2113** A judge or technical panel member who, during the preceding 12 months, has skated as a partner of a competitor will not serve as an official in any competitive event in which the partner is entered.

**2114** The chief accountant, assistant accountants and technical accountants will not accept appointment for more than one role at a qualifying competition. This rule does not apply to temporary service in the role of either data entry or video replay operator (provided said accountant holds the required data entry and/or video replay operator appointment), if requested by the chief referee in coordination with the chief accountant.

**2115** Synchronized team managers are prohibited from serving as a judge, referee, technical panel official or accountant on an event in which their team is competing and may not serve as a judge, referee, technical panel official or accountant on such an event for 12 months following the termination of their role as team manager.

A. For the purposes of this rule, a synchronized team manager is a spokesperson for and provides management oversight for a synchronized skating team or teams. Management oversight includes the administrative aspects of conducting business for a team, specifically overseeing and directing the organization and administration of team expenses, travel, accommodations, competition entry forms and rosters, competition and non-competition clothing and all team communications.

**2116** A judge, referee, technical panel official or accountant invited to serve at a National Qualifying Series event; sectional final or championship; the synchronized sectional championships, or a U.S. final or championship, including the U.S. Synchronized Skating Championships may not skate as a competitor in any event of said championship except the nonqualifying adult events.

A. This includes both qualifying and nonqualifying events held at the U.S. Adult Figure Skating Championships (see rules 2055.(A) and 2055.(B)).

B. A judge, referee, technical panel official or accountant invited to serve at an adult sectional championships (see rule 2055 (A)) may compete in the nonqualifying competition held in conjunction with the same adult sectional championships. A judge, referee, technical panel official or accountant invited to serve at a nonqualifying competition held in conjunction with an adult sectional championships may compete in a championship event (see rule 2055 (A)) at the same adult sectional championships.

**2120 Qualifying Competitions – Officials – All Skating Disciplines**

The following officials will be recommended to officiate at U.S. Figure Skating qualifying competitions:

A. Referee

B. Judges

1. Either an odd or even number of judges may be used in events conducted under the IJS. An odd number of judges must be used in events conducted under the 6.0 system.
  - a. U.S. Figure Skating Championships: Minimum of seven and maximum of nine judges;
  - b. U.S. Synchronized Skating Championships: Minimum of seven and maximum of nine judges;
  - c. U.S. Adult Championships: Minimum of seven and maximum of nine judges;
  - d. U.S. Collegiate Championships: Minimum of five and maximum of nine judges;
  - e. Synchronized sectional championships: Minimum of five and maximum of seven judges;
  - f. Adult sectional championships: Minimum of five and maximum of seven judges;
  - g. U.S. Pairs Final, U.S. Ice Dance Final and Sectional Singles Final: Minimum of five and maximum of seven judges;
  - h. National Qualifying Series (all disciplines): Minimum of five and maximum of nine judges;

C. Technical panel

1. Technical controller
2. Two technical specialists
3. Data operator
4. Video replay operator

D. Accountant to calculate the results using calculation computer program selected by U.S. Figure Skating as the official calculation software.

## 2130 Qualifying Competitions – Selection of Officials

### 2131 Levels of Referees and Accountants for Qualifying Competitions

Competition	Chief Referee	Assistant Referees	Ice Dance Referees	Chief Accountant	Assistant Accountants
U.S. Figure Skating Championships	National	National ISU championship singles/pairs judge*	National ISU championship dance judge**	National	National
U.S. Ice Dance Final	National Sectional	National Sectional	National Sectional	National Sectional	National Sectional Regional
U.S. Pairs Final	National Sectional	National Sectional	N/A	National Sectional	National Sectional Regional
Sectional Singles Final	National Sectional	National Sectional	N/A	National Sectional	National Sectional Regional
National Qualifying Series Ice Dance	National Sectional Regional	National Sectional Regional	National Sectional	National Sectional	National Sectional Regional
National Qualifying Series Pairs	National Sectional Regional	National Sectional Regional	N/A	National Sectional	National Sectional Regional
National Qualifying Series Singles	National Sectional Regional	National Sectional Regional	N/A	National Sectional	National Sectional Regional
U.S. Collegiate Figure Skating Championships	National Sectional	National Sectional	National Sectional	National Sectional	National Sectional
U.S. Adult Figure Skating Championships	National Sectional	National Sectional	National Sectional	National Sectional	National Sectional
Adult Sectional Championships (qualifying and nonqualifying events)	National Sectional Regional	National Sectional Regional	National Sectional	National Sectional Regional	National Sectional Regional
U.S. Synchronized Skating Championships	National SYS	National SYS ISU championship SYS judge***	N/A	National	National
Synchronized Skating Sectional Championships	National SYS Sectional SYS	National SYS Sectional SYS	N/A	National Sectional	National Sectional Regional

\*Must also be an ISU championship singles/pairs referee, an international singles/pairs referee or a candidate for international singles/pairs referee

\*\*Must also be an ISU championship dance referee, an international dance referee or a candidate for international dance referee

\*\*\*Must also be an ISU championship synchronized skating referee, an international synchronized skating referee or a candidate for international synchronized skating referee

In all qualifying synchronized competitions, in addition to the referee, there will be an assistant ice-level referee for each event. The assistant ice-level referee will be rink side during the skating events to monitor the ice conditions for the safety of the skaters.

**2132 Levels of Judges for Qualifying Competitions**

<b>Competition</b>	<b>Judge – Singles/Pairs (S/P) Events</b>	<b>Judge – Ice Dance Events</b>	<b>Judge – Synchronized (SYS) Events</b>
U.S. Figure Skating Championships	National S/P	National Dance	N/A
U.S. Ice Dance Final	N/A	National Dance	N/A
U.S. Pairs Final	National S/P	N/A	N/A
Sectional Singles Final	National S/P Sectional S/P	N/A	N/A
National Qualifying Series Ice Dance	N/A	National Dance Sectional Dance Novice Sectional Dance* *Novice and lower events only	N/A
National Qualifying Series Pairs	National S/P Sectional S/P	N/A	N/A
National Qualifying Series Singles	National S/P Sectional S/P Regional S/P	N/A	N/A
U.S. Collegiate Figure Skating Championships	National S/P Sectional S/P	N/A	N/A
U.S. Adult Figure Skating Championships	National S/P Sectional S/P	National Dance Sectional Dance	N/A
Adult Sectional Championships (qualifying events**)	National S/P Sectional S/P Regional S/P	National Dance Sectional Dance Novice Sectional Dance	N/A
U.S. Synchronized Skating Championships	N/A	N/A	National SYS
Synchronized Skating Sectional Championships	N/A	N/A	National SYS Sectional SYS

\*\*Judges for nonqualifying events at adult sectional championships may be any judge qualified to judge any nonqualifying competition and will be selected by the LOC and approved by the appropriate sectional vice chair of the Competitions Committee  
**Note:** For all synchronized skating competitions, the judges should be positioned near the center of the ice surface and sufficiently above the ice surface as to afford the best possible position to observe the performance.

**2133 Levels of Technical Panel Officials for Competitions**

<b>Competition</b>	<b>TC/TS – Singles (S) Events</b>	<b>TC/TS – Pairs (P) Events</b>	<b>TC/TS – Ice Dance (D) Events</b>	<b>TC/TS – Synchronized (SYS) Events</b>	<b>Data Operators<sup>1</sup></b>
U.S. Figure Skating Championships	National (S)	National (P)	National (D)	N/A	National
U.S. Ice Dance Final	N/A	N/A	National (D)	N/A	National Qualifying
U.S. Pairs Final	N/A	National (P)	N/A	N/A	National Qualifying
Sectional Singles Final	National (S) Sectional (S)	N/A	N/A	N/A	National Qualifying
National Qualifying Series Ice Dance	N/A	N/A	National (D) Sectional (D) <u>Nonqualifying (D) (1)</u>	N/A	National Qualifying
National Qualifying Series Pairs	N/A	National (P) Sectional (P) <u>Nonqualifying Pairs (P)(1)</u>	N/A	N/A	National Qualifying
National Qualifying Series Singles	National (S) Sectional (S) Regional (S)	N/A	N/A	N/A	National Qualifying
U.S. Collegiate Figure Skating Championships	National (S) Sectional (S)	National (P) Sectional (P)	National (D) Sectional (D)	N/A	National Qualifying
U.S. Adult Figure Skating Championships	National (S) Sectional (S)	National (P) Sectional (P) Nonqualifying (P)	National (D) Sectional (D) Nonqualifying (D)	N/A	National Qualifying
Adult Sectional Championships (qualifying and nonqualifying events)	National (S) Sectional (S) Regional (S)	N/A	N/A	N/A	National Qualifying
U.S. Synchronized Skating Championships	N/A	N/A	N/A	National (SYS)	National
Synchronized Skating Sectional Championships	N/A	N/A	N/A	National (SYS) Sectional (SYS)	National Qualifying
Nonqualifying Competitions	Any level appointment (S)(2)	Any level appointment (P)(2)	Any level appointment (D)(2)	Any level appointment (SYS)(2)	Any level of appointed Data Operator

(1) For the National Qualifying Series, one nonqualifying technical controller or one nonqualifying technical specialist may be included on the technical panel for ice dance and pairs events.

(2) Nonqualifying-level-and-above technical controllers may serve as technical specialist 2 at all nonqualifying competitions in the discipline(s) in which they are certified.

<sup>1</sup> The data operator appointments are no longer separated by discipline. This footnote will be deleted with publication of the 2024-2025 Rulebook.



#### **2134 Additional Requirements for Technical Panel Officials**

All technical panel officials serving in a qualifying competition must meet the following requirements:

- A. If serving in a qualifying competition as a technical controller or technical specialist:
  - 1. Must be retired as an active competitor for at least one year if serving in a singles event;
  - 2. Must be retired as an active competitor for at least one year if serving in a pairs or ice dance event, except in extraordinary circumstances and subject to the approval of the national vice chair of the Technical Panel Management Subcommittee, the chair of the Competitions Committee and the chair of the Domestic Officials Recruitment and Management Committee;
  - 3. Must be retired as an active competitor for at least one year from the level in which the controller or specialist is serving, if serving in a synchronized skating event.
  - 4. Active adult competitors holding appointments as U.S. Figure Skating technical controllers or specialists may serve in qualifying competitions that are not adult competitions.
- B. If serving in a qualifying competition as a data operator or video replay operator:
  - 1. Must be retired as an active competitor.
  - 2. Active adult competitors holding appointments as U.S. Figure Skating data operators may serve in qualifying competitions that are not adult competitions.

#### **2135 Foreign/Guest Officials**

A guest judge/referee or a guest technical panel official will be eligible to serve on one or more events of a qualifying competition (see rule 1022) upon satisfying the following qualifications and consent procedures:

- A. A guest judge/referee must be an eligible person and recognized as a qualified judge/referee of their ISU member association. The judge/referee need not be a U.S. Figure Skating member nor a citizen of the United States.
- B. A guest technical panel official must be either on the current ISU list of technical panel officials, ISU certified or certified as a technical panel official by a member federation of the ISU. The guest technical panel official need not be a U.S. Figure Skating member nor a citizen of the United States.
- C. For U.S. championships (figure skating, synchronized skating, collegiate or adult), a guest judge/referee or technical panel official may be selected with the unanimous consent of the president, Competitions Committee chair and the Domestic Selections Committee chair. For all other qualifying competitions, the official may be selected with the unanimous consent of the Competitions Committee chair and Domestic Selections Committee chair.

#### **2140 RESERVED**

#### **2150 Reimbursement of Officials**

All authorized officials will submit their expense accounts to the local organizing committee on the U.S. Figure Skating Expense Report Forms in accordance with the current, approved U.S. Figure Skating Travel and Expense Policy, available on the Members Only site. Expenses may not exceed the limitations imposed by the current, approved U.S. Figure Skating Travel and Expense Policy. Reimbursement to authorized officials must be made as soon as possible but no later than 14 days (30 days for U.S. Figure Skating Championships) following the submission of their expense form to the hosting organization.

#### **2160 Trial Judges**

**2161** Trial judges who have been approved in accordance with rule section DOR 4.30 and who have not been assigned as an official of the competition may be charged reasonable fees by the host organization to cover administrative costs.

- A. No administrative fees may be charged for the U.S. Figure Skating Championships, U.S. Synchronized Skating Championships or U.S. Collegiate Figure Skating Championships.
- B. Such administrative fees may not exceed \$30 total for any other qualifying competition as defined in rule 1022 or nonqualifying competition approved for trial judging.

**2162** Such trial judges may also be charged reasonable fees by the host organization to cover the cost of meals if meals are provided.

- A. Such fees may not exceed the lesser of the actual cost of the meals provided or the daily per diem amount specified in the current, approved U.S. Figure Skating Travel and Expense Policy, available on the Members Only site.
- B. Each trial judge must be given the option to decline the meals, not pay the fee and eat elsewhere during the competition.

**2163** If a trial judge is also an official judge at the competition, no fees may be charged.

#### **2200 Qualifying Competitions – Eligibility and Membership**

##### **2210 Eligibility and Membership Requirements – Singles, Pairs and Ice Dance**

**2211** Qualifying competitions as defined in rule 1022 are only open to eligible persons who are citizens of the United States, or non-U.S. citizens who have complied with the provisions of rule section 2240.

- A. Such persons must also be:
  - 1. Members of collegiate clubs;
  - 2. Individual members; or
  - 3. Members of U.S. Figure Skating member clubs.

- B. When a skater registers for a qualifying competition, the U.S. Figure Skating member club shown on the skater's entry form will remain the skater's club of representation throughout that competitive season. The designated home club will be that set forth in rule MR 10.01. If the skater is an individual member at the time of registration, that status will remain throughout the competitive season.

**2212 Additional Eligibility – U.S. Adult Figure Skating Championships**

For the U.S. Adult Figure Skating Championships, events are open to eligible or reinstated persons. Non-championship (open, nonqualifying) events are open to all legal residents of the United States who meet all other qualifications (test, age, membership).

**2213 Additional Eligibility – U.S. Collegiate Figure Skating Championships**

Eligibility to compete in the U.S. Collegiate Figure Skating Championships will be in accordance with rule 2211. In addition, competitors will be qualified to compete by providing written proof of having a high school diploma or an equivalency certificate in addition to one of the following:

- A. Written proof of being enrolled full-time in a college or university degree program for the upcoming semester/quarter;
- B. Written proof of graduating from a college or university between March 1 and July 31 of the current calendar year; or
- C. Written proof of being currently admitted to a full-time college or university degree program for the upcoming semester/quarter.

**2220 Eligibility and Membership Requirements – Synchronized Skating**

**2221** No synchronized team is eligible to enter any qualifying synchronized skating competition without a registration for the current skating year (see rule section MR 40.00). The registration number will be required on all competition entry forms.

**2222** All participants must be eligible persons or reinstated persons and registered skaters. See Eligibility Rules. If a team represents a club, all team members must be members of the club the team represents, but it is not necessary for it to be their home club.

**2223** Collegiate team level eligibility requirements:

Any team that meets the requirements in rule 9490 may compete in the collegiate level provided that the following additional requirements have been met:

- A. Be sponsored by a college or university that is a collegiate club, or by a full member club, or be a registered independent team of U.S. Figure Skating;
- B. If affiliated with a single college or university, incorporate the sponsoring college or university's name into the team name so that it is clear which academic institution (university skating club) the team represents;
- C. If affiliated with multiple colleges or universities or a registered independent team, select a team name that reflects the collegiate nature of the team.

**2230 Eligibility of U.S. Citizens Returning From Competing for Another ISU Member**

**2231** In order to compete at a U.S. Figure Skating qualifying competition after having represented a foreign federation at any level of skating competition, an applicant must complete the "Returning U.S. Citizen Application to Compete" (available on the Members Only site), submit it to the chair of the Competitions Committee at least seven calendar days before the closing date for entries as provided in rule 2401 and include:

- A. Written proof that applicant has resided in the United States for one year or has a valid U.S. passport;
- B. A copy of the applicant's domestic and international competitive record in its entirety; and
- C. Proof that the applicant is a current member of U.S. Figure Skating.

**2232** A skater may not compete in U.S. Figure Skating qualifying competitions and the qualifying competitions of another federation or represent another federation in an ISU event in the same competition season. If a skater enters a qualifying competition or ISU event for another federation while registered for a U.S. Figure Skating qualifying competition, the skater will be considered withdrawn from the U.S. Figure Skating qualifying competition. If the skater has already completed the qualifying season for U.S. Figure Skating, the skater's results will be forfeited.

**2240 Eligibility of Non-U.S. Citizens to Compete in U.S. Figure Skating Qualifying Competitions**

**2241** Non-U.S. citizens who are members in good standing of U.S. Figure Skating and have never represented a foreign federation at any level of skating competition may enter U.S. Figure Skating qualifying competitions if qualified by test level. It is not necessary to complete the "Non-U.S. Citizen Application to Compete".

**2242** Non-U.S. citizens who are members in good standing of U.S. Figure Skating and have represented a foreign federation at any level of skating competition will apply to the chair of the Competitions Committee by submitting a "Non-U.S. Citizen Application to Compete". This form is available on the Members Only site.

- A. Singles skaters must have resided in the United States and cannot have competed for a foreign federation for one year preceding the date of the first competition the skater wishes to enter.
- B. In the case of pair or ice dance couples, one partner of the couple must be a citizen of the United States or have resided in the United States for at least one year.
  - 1. Siblings who are skating together as a couple, both of whom are under age 18, are excluded from the requirement that one partner be a U.S. citizen or have resided in the United States for at least one year as long as all other requirements of rules 2240 through 2247 are met.

- C. A non-U.S. citizen may compete for a U.S. synchronized skating team provided that:
  1. The skater has not represented a foreign federation in the course of the same membership year (July 1 through June 30);
  2. At least 75 percent of the team members are citizens of the United States.

**2243** The application and supporting documentation, including competitive history and a copy of the applicant’s valid passport from the country of citizenship, must be submitted in English no later than seven days before the closing date for entries for the competition the skater is seeking to enter.

A. Non-U.S. citizens wishing to compete in any qualifying (championship) events at an adult sectional or the U.S. Adult Figure Skating Championships who have competed internationally for another national skating federation must apply to the chair of the Competitions Committee as stated above. Such skaters do not need a release from the previous federation.

**2244** In order to qualify for the level of competition, the applicant must have passed the necessary skating tests before the closing date for entries established in rule 2401. The chair of the Competitions Committee will determine what tests are to be taken, and may elect to waive all or part of this requirement.

**2245** Any misrepresentation or omission of a material fact on the application, the entry form or on any documents provided will subject the applicant to discipline as specified in the U.S. Figure Skating rulebook. For purposes of this rule, a material fact is a fact which, if it were properly disclosed, would result in an application being denied and an entry rejected.

**2246** All non-U.S. citizens who have at any time skated in a U.S. Figure Skating qualifying competition and subsequently represented a foreign federation at any level of skating competition will not be eligible to compete in a U.S. Figure Skating qualifying competition unless they reapply for permission to compete as provided for under the provisions of this rule section 2240.

A. A skater may not compete in U.S. Figure Skating qualifying competitions and the qualifying competitions of another federation or represent another federation in an ISU event in the same competition season. If a skater enters a qualifying competition or ISU event for another federation while registered for a U.S. Figure Skating qualifying competition, the skater will be considered withdrawn from the U.S. Figure Skating qualifying competition. If the skater has already completed the qualifying season for U.S. Figure Skating, the skater’s results will be forfeited.

**2247** For singles, pairs and ice dance events, non-U.S. citizens who have competed internationally for another country must compete in the U.S. at the same level, unless they apply for and receive permission to begin competing one level lower than the level at which they competed for the other country. Applications should be sent as follows:

- A. For singles events: Apply jointly to the chairs of the Competitions and Singles Development and Technical Committees.
- B. For pairs events: Apply jointly to the chairs of the Competitions and Pairs Development and Technical Committees.
- C. For ice dance events: Apply jointly to the chairs of the Competitions and Dance Development and Technical Committees.

**2300 Qualifying Competitions – Exhibitions**

Competitors entered in a sanctioned competition may skate exhibitions during that competition if asked to do so by the host club.

**2400 Qualifying Competitions – Entries**

**2401** Entry for singles, pairs, ice dance and synchronized skating for qualifying competitions must be submitted to U.S. Figure Skating headquarters by the closing date for entries using the online registration method. Policies and procedures will be documented in the appropriate announcement / athlete handbook.

<b>Competition</b>	<b>Deadline (Closing Date for Entries)</b>
National Qualifying Series	See National Qualifying Series Athlete Handbook
U.S. Collegiate Figure Skating Championships	June 15
Qualifying Synchronized Skating Sectional Championships	Oct. 1
Adult Sectional Championships	Feb. 1
U.S. Adult Figure Skating Championships	Feb. 1

**Note:** Deadline for meeting test requirements is at the “closing date for entries”.

- A. The online registration is accessed using the Members Only site. No Sunday or legal holiday “following business day” practice will be applied.
- B. All skaters/teams entries must include the appropriate entry fee and an administrative fee. Once entries have closed, entry fees are only refundable if the competition is not held. Administrative fees are not refundable.
  1. The entry fees for the National Qualifying Series, and all sectional finals, U.S. finals, synchronized sectional championships, adult sectional championships, the U.S. Collegiate Figure Skating Championships and the U.S. Adult Figure Skating Championships are determined by the chair of the Competitions Committee, in consultation with the sectional vice chairs, and approved by the Board of Directors. No entry fee will be charged for the U.S. Figure Skating Championships or the U.S. Synchronized Skating Championships.
    - a. The entry fees for the National Qualifying Series will be a fee to enter the series as a whole. Entry fees for individual competitions will be set by and paid directly to host competitions.
  2. Entries in qualifying competitions will not be accepted from entrants who have obligations that are unpaid from prior qualifying competitions.

3. If an adult competitor enters a nonqualifying event at the U.S. Adult Figure Skating Championships and qualifies through the adult sectional championships to skate in the corresponding championship event, they will have the option to withdraw from the nonqualifying event and receive a refund. In the case of qualifying in a championship partnered dance event or championship solo dance event, competitors may withdraw from either the respective partnered or solo pattern dance or free dance, but not both. Such withdrawal must occur within seven days of qualification at the adult sectional championship, or within seven days of being notified of qualification due to alternate status and withdrawal of a previously qualified skater.
- C. If competing in an IJS event, each skater, pair, couple or team will submit a planned program content sheet (PPCS) for each segment of their competitive event indicating the elements planned for the program, listed in the order to be skated.
  - D. Once entered, all withdrawals are considered final, and a skater/team may not reenter the qualifying competition system for the season even if it is before the closing date for entries. However, if a new pair or ice dance team is formed by either member of a withdrawn team before the closing date for entries, then this new team may enter.
  - E. The National Qualifying Series Athlete Handbook will document the official rules and procedures for athletes. This document will be submitted to the Board of Directors for their approval annually, no later than March 1. It will be published annually on the Members Only site, no later than April 15, in conjunction with the official list of National Qualifying Series events.
- 2402** Postponement of the competition will extend the time of closing entries to a date to be fixed by the local organizing committee, and notice thereof will be given to all entrants. Entries already made may be withdrawn before the postponed date of closing entries.
- 2403** Entries of competitors who are members of clubs must be approved by the appropriate club officials. Headquarters will send to each member club a list of their registered competitors. It is the responsibility of each member club to verify the eligibility of each entrant and to inform headquarters if any competitor does not qualify.
- 2404** Individual members must certify that they are eligible persons, qualified for said events when they enter the qualifying competition.
- 2405** Competitors:
- A. May enter different kinds of events (i.e. singles, pairs or ice dance) in different levels (i.e. senior, junior) but may not enter the same kind of event in different levels in the same competition. For example, a skater may enter junior pairs and senior free skate, but they may not enter both junior and senior pairs.
  - B. May enter, if an adult competitor:
    1. Only one championship event per discipline regardless of eligibility by test requirements; and
    2. A maximum of four events at the U.S. Adult Figure Skating Championships.
      - a. If entering more than one event, each event entered must be in a different kind of event (i.e. free skate, pairs, partnered pattern dance, partnered free dance, solo pattern dance, solo free dance, emotional performance, lyrical pop/character/comedy). Rule 2405 (A) applies. Exceptions are that a competitor who qualifies for a championship free skate or pairs event through the adult sectional championships may also enter the corresponding kind of nonqualifying event; competitors who qualify for championship adult dance may enter one nonqualifying partnered pattern dance event and one nonqualifying partnered free dance event; and competitors who qualify for a championship adult solo dance event may enter one nonqualifying solo pattern dance event and one nonqualifying solo free dance event.
      - b. However, if qualifying for a championship event puts the competitor over the four-event limit, the competitor will have to withdraw from one event of the competitor's choosing. The subsequent event entry fee for that one event, and only that one event, will be refunded. Administrative fees are not refundable.
  - C. May not enter a championship event at an adult-track qualifying competition (adult sectionals/U.S. Adult Figure Skating Championships) and a qualifying event at a standard-track qualifying competition (National Qualifying Series/sectional final/U.S. final/U.S. Championships) in the same kind of event (i.e. free skate, ice dance) in the same competition season. For example, a skater may not enter novice men's free skate at a standard-track qualifying competition and championship masters intermediate-novice men's free skate at an adult-track qualifying competition in the same season. However, a skater may enter novice men's free skate at a standard-track qualifying competition and masters intermediate-novice men's free skate (not a championship event) or championship masters pairs (different category) at an adult-track qualifying competition in the same season.
  - D. Must state whether or not they will skate in their event(s) if there are 12 or fewer entries nationwide for adult events; or two or fewer entries in their section for synchronized skating events. The statement is binding.
- 2410 Determining a Skater's/Team's Competitive Region**
- 2411** For the purpose of competing in qualifying competitions as defined in rule 1022, a skater's/team's competitive region and section are determined as follows:
- A. For singles events, the region and section are determined by:
    1. The location of the skater's home club; or
    2. If an individual member residing in the United States, the location of the skater's legal residence; or
    3. If an individual member residing outside the United States, the location of the region whose boundary is nearest to the city of the skater's legal residence

B. For pairs and ice dance, either team member's competitive region and section, as defined in paragraph (A) of this rule 2411, may be chosen.

**2412 Skaters Competing in Multiple Events in Finals and Adult Sectional Championships**

A. If a skater qualifies to compete in a sectional singles final and the U.S. Pairs Final or U.S. Ice Dance Final, said skater may compete in the sectional singles final where the concurrent partnered event is being held.

B. If a skater is entering a singles event at an adult sectional championship in addition to a pairs/dance event at an adult sectional championship, said skater will enter an adult sectional championships according to rule 2411, but may compete in a qualifying singles event at the adult sectional championship where their partnered event is being held.

**2413 Legal Residence**

Under Colorado law, legal residence is defined as the principal or primary home or place of abode of a person. A principal or primary home or place of abode is that home or place in which a person's habitation is fixed and to which that person, whenever absent, has the present intention of returning after a departure or absence, regardless of the duration of the absence. A residence is a permanent building or part of a building and may include a house, condo, apartment, room in a house or mobile home. The legal residence of a minor under Colorado law is the principal or primary home or place of abode of the parent or legal guardian of the minor. The following circumstances may be taken into consideration in determining the principal or primary place of abode of a person:

- A. Current driver's license
- B. Employment and business pursuits
- C. Residence for income or other tax purposes
- D. Motor vehicle registration
- E. Ownership of personal and real property
- F. Other public records evidencing place of abode

**2420 Test Qualifications – Qualifying Competitions**

**2421** For the National Qualifying Series, athletes may "skate up" and enter a higher level than their current test level; however, in order to advance to the sectional final, U.S. Pairs Final or U.S. Ice Dance Final, athletes must have passed the appropriate test per rule 2422, by the conclusion of the National Qualifying Series. National Qualifying Series competitions will be considered nonqualifying competitions for the purpose of Test Credit from IJS Protocol, outlined in rule 4201.

**2422** Test qualifications as of the closing date for entries for qualifying competitions (see rule 1022) will determine eligibility for all succeeding qualifying competitions (sectional, final, U.S. championships) during the same skating year.

A. However, novice singles competitors who qualify to compete at the U.S. Figure Skating Championships in a junior event under rule 2510 (B) may "skate up" at the U.S. Figure Skating Championships without passing their junior singles test.

**2423** Competitors in adult-track qualifying competitions who pass a singles test, a pair test or an ice dance test after the closing date for entries, at a level higher than the tests specified for entry in that level's test requirements, will be disqualified from that season's qualifying competitions.

**2430 Previous Winners – Qualifying Competitions**

**2431 Previous Winners at the U.S. Figure Skating Championships**

A. Winners of junior singles events at the U.S. Figure Skating Championships may compete at the same level the following season; however, if they choose to do so, they will receive a bye to the sectional singles final. They may compete in the National Qualifying Series, but their regional or sectional ranking will not be considered in advancement. Prior year (singles) winners moving up one or more levels must begin competing in the National Qualifying Series.

B. Winners of junior pairs or ice dance events at the U.S. Figure Skating Championships may compete at the same level the following season; however if they choose to do so, they will receive a bye to their U.S. final. They may compete in the National Qualifying Series, but their sectional or national ranking will not be considered in advancement.

C. Either partner of a pair or ice dance team may re-enter the same level with a different partner, if otherwise eligible, but would begin competing in the National Qualifying Series:

**2432 Previous Winners at a Sectional Singles Final, U.S. Pairs Final or U.S. Ice Dance Final**

A. Winners of senior singles events at a sectional singles final may bypass the National Qualifying Series and begin competing at their sectional singles final. They may compete in the National Qualifying Series, but their regional or sectional ranking will not be considered in advancement.

B. Winners of juvenile, intermediate, novice or junior singles events at a sectional singles final must compete in the National Qualifying Series to qualify for the sectional singles final, unless otherwise qualified under rule 2471.

C. Winners of juvenile through junior pairs or dance events at a U.S. Pairs Final or U.S. Ice Dance Final must compete in the National Qualifying Series to qualify for the U.S. Pairs Final or U.S. Ice Dance Final, unless otherwise qualified under rule 2471.

**2433 Previous Winners of the National Qualifying Series**

- A. Winners of juvenile, intermediate, novice, junior or senior singles events at the National Qualifying Series must compete at the National Qualifying Series again to qualify for the sectional singles final, unless otherwise qualified under rule 2471.
- B. Winners of juvenile, intermediate, novice, junior or senior pairs or dance events at the National Qualifying Series must compete at the National Qualifying Series again to qualify for the U.S. Pairs Final or U.S. Ice Dance Final, unless otherwise qualified under rule 2471.

**2440 Qualifying Competitions – Number of Competitors**

**2441** For adult-track and standard-track qualifying competitions, except National Qualifying Series events (see rule 1022), an event will be held if at least one eligible competitor/team enters.

- A. The number of competitors entered in an event is determined at the closing date for entries as defined in rule section 2401. The event will be held regardless of any subsequent withdrawals, as long as at least one competitor/team wants to skate. Refer to rule 2405 (D).
- B. This will not affect the eligibility of the competitors to advance to the next higher competition.
- C. For National Qualifying Series Events, rule 3055 applies.

**2450 Reports from U.S. Figure Skating headquarters**

**2451** As soon as possible after the closing date for entries, U.S. Figure Skating headquarters staff will send the sectional vice chair of the Competitions Committee, the chief referee, the chief accountant and the local organizing committee the names of the competitors in all events held at the championship, together with complete information on each competitor, which includes complete address, telephone number, coaches' names, partner's name, etc.

**2452** In any competition in which competitors qualify for a higher competition, U.S. Figure Skating headquarters will forward, within 48 hours, a copy of the final placements to the sectional vice chair of the Competitions Committee for the section in which the higher competition is to be held.

**2453** The complete final results of all qualifying competitions and ISU competitions involving the United States Team will be promptly posted online and published in SKATING magazine.

**2460 Seeding – National Qualifying Series**

**2461** Event Parameters – National Qualifying Series (singles):

- A. When there are 24 or fewer entries in any event at a National Qualifying Series competition, skaters will compete as one group.
- B. When there are more than 24 entries, competitors will be divided into groups.
  - 1. Each group will be composed of programs as follows:
    - a. Juvenile singles: free skate only.
    - b. Intermediate, novice, junior and senior singles: short program and free skate.
  - 2. The chief referee, with the approval of the chair of the Competitions Committee, has the authority to adjust group sizes to meet the logistical needs of any event(s) at a National Qualifying Series competition. Any modifications will be balanced in such a way as to ensure fairness to all skaters in the event.
  - 3. Groups will be seeded in the manner of rule 2462.
- C. For the National Qualifying Series, competitors will not advance to a championship round from their groups. The total score achieved from their group will be their final score for the event.

**2462** Groups will be seeded from the previous year's qualifying competition final placements for the comparable event. Zigzag seeding will be used as follows:

- A. By final placement in the event of the same level first at U.S. Figure Skating Championships (applies to junior and senior events only), then sectional singles final, then competitor's national rank from the National Qualifying Series;
  - 1. Skaters who are tied at the same qualifying tier will be selected by random assignment or draw.
- B. For intermediate, novice, junior and senior, by final placement in the event of the next lower level first at U.S. Figure Skating Championships (applies to senior events only), then sectional singles final, then competitor's national rank from the National Qualifying Series;
  - 1. Skaters who are tied at the same qualifying tier will be selected by random assignment or draw.
- C. By random assignment or draw among those having no previous placement in the event of the same level;
- D. By random assignment or draw among those having no previous placement in the event of the next lower level and for those moving up more than one competition level, regardless of previous placement (i.e. all remaining competitors).

**2463** Seeding is the joint responsibility of the chief referee and the chief accountant of the competition.

**2470 Qualifying for a Sectional Singles Final, U.S. Pairs Final and U.S. Ice Dance Final**

To qualify for a sectional singles final, U.S. Pairs Final or U.S. Ice Dance Final, all competitors must be entered to compete in the National Qualifying Series and post a score in at least one competition of their choice, unless they have qualified for a bye under rules 2472, 2474 or 2476.

**2471** Twenty-four juvenile, intermediate and novice, and 18 junior and senior singles competitors will qualify for the sectional singles final, through the National Qualifying Series, in each event, in the following order:

A. For juvenile, intermediate and novice:

1. The top four ranked athletes in each region in the National Qualifying Series;
2. The next 12 ranked athletes in their section in the National Qualifying Series;
3. If there are less than four competitors in any region, additional competitors will qualify, based on the rank in their section until 24 competitors per section are reached.

B. For junior and senior:

1. The top four ranked athletes in each region in the National Qualifying Series;
2. The next six ranked athletes in their section in the National Qualifying Series;
3. If there are less than four competitors in any region, additional competitors will qualify, based on the rank in their section until 18 competitors per section are reached.

C. Alternates will be the next best ranked competitors in their section in the National Qualifying Series.

**2472** Additional competitors may qualify for the sectional singles final by:

- A. Being a member of the U.S. Figure skating Team, defined in rule ICR 3.05, who has been assigned to an international competition at the junior or senior level and competes in that event.
- B. Having won the U.S. Figure Skating Championships at the junior level, in the previous season, if competing at the junior level this season.
- C. Having won the sectional singles final at the senior level in the previous season.
- D. Competitors qualifying under this rule 2472 may compete in the National Qualifying Series and do not lose their bye to the sectional singles final regardless of regional or sectional ranking, nor displace a competitor that qualified under rule 2471.

**2473** Twenty-four juvenile, intermediate and novice, and 18 junior and senior pairs competitors will qualify, through the National Qualifying Series, for the U.S. Pairs Final, in each event, in the following order:

A. For juvenile, intermediate and novice:

1. The top four ranked competitors in each section in the National Qualifying Series;
2. The next 12 ranked competitors nationwide in the National Qualifying Series;
3. If there are less than four competitors in any section, additional teams will qualify based on their rank in the nation until 24 teams are reached.

B. For junior and senior:

1. The top four ranked competitors in each section in the National Qualifying Series;
2. The next six ranked competitors nationwide in the National Qualifying Series;
3. If there are less than four competitors in any section, additional teams will qualify based on their rank in the nation until 18 teams are reached.

C. Alternates will be the next best ranked competitors in the nation in the National Qualifying Series.

**2474** Additional competitors may qualify for the U.S. Pairs Final by:

- A. Being a member of the U.S. Figure skating Team, defined in rule ICR 3.05, who has been assigned to an international competition at the junior or senior level and competes in that event.
- B. Having won the U.S. Figure Skating Championships at the junior level in the previous season, if competing at the junior level this season.
- C. Having won the U.S. Pairs Final at the senior level in the previous season.
- D. Competitors qualifying under this rule 2474 may compete in the National Qualifying Series and do not lose their bye to the U.S. Pairs Final regardless of sectional or national ranking, nor displace a team that qualified under rule 2473.

**2475** Twenty-four juvenile, intermediate and novice, and 18 junior and senior ice dance competitors will qualify, through the National Qualifying Series, for the U.S. Ice Dance Final by in each event in the following order:

A. For juvenile, intermediate and novice:

1. The top four ranked competitors in each section in the National Qualifying Series;
2. The next 12 ranked competitors nationwide in the National Qualifying Series;
3. If there are less than four competitors in any section, additional teams will qualify based on their rank in the nation until 24 teams are reached.

B. For junior and senior:

1. The top four ranked competitors in each section in the National Qualifying Series;
2. The next six ranked competitors nationwide in the National Qualifying Series;
3. If there are less than four competitors in any section, additional teams will qualify based on their rank in the nation until 18 teams are reached.

C. Alternates will be the next best ranked competitors in the nation in the National Qualifying Series.

- 2476** Additional competitors may qualify for the U.S. Ice Dance Final by:
- Being a member of the U.S. Figure skating Team, defined in rule ICR 3.05, who has been assigned to an international competition at the junior or senior level and competes in that event.
  - Having won the U.S. Figure Skating Championships at the junior level in the previous season, if competing at the junior level this season.
  - Having won the U.S. Ice Dance Final at the senior level in the previous season.
  - Competitors qualifying under this rule 2476 may compete in the National Qualifying Series and do not lose their bye to the U.S. Ice Dance Final regardless of sectional or national ranking, nor displace a team that qualified under rule 2475.

**2480 Qualifying for the National High Performance Development Camp**

**2481** The National High Performance Development Camp is a program held by the U.S. Figure Skating Athlete High Performance Department, in close proximity to the U.S. Figure Skating Championships. The National High Performance Development Camp will provide participating athletes with training tools to prepare them for Team USA, in addition to potential assignment to ISU competitions, seminars and U.S. Figure Skating high performance events and programs.

- The High Performance Department will publish an athlete handbook, describing the curriculum and advancement potential to qualifying competitors at sectional singles finals, the U.S. Pairs Final and the U.S. Ice Dance Final.

**2482** Singles competitors will qualify for the National High Performance Development Camp by:

- Placing in the top four in juvenile girls or boys at their sectional singles final;
- Placing in the top four in intermediate women or men at their sectional singles final;
- Placing in the top four in novice women or novice men at their sectional singles final;
- In the event that a competitor places in the top four, who is competing outside of his or her home section, due to also competing in the U.S. Pairs Final or U.S. Ice Dance Final, which is held in conjunction with a different sectional, the next highest competitor in said section will also qualify.

**2483** Pairs competitors will qualify for the National High Performance Development Camp by:

- Placing in the top six in novice pairs at the U.S. Pairs Final;
- By competing in juvenile through novice pairs at the U.S. Pairs Final, and being selected as one of three additional teams by the Pairs Development and Technical Committee.
  - The Pairs Development and Technical Committee will recommend, annually, objective criteria for selection of these teams to the Board of Directors. These criteria will be approved and published no later than Sept. 1.

**2484** Ice dance competitors will qualify for the National High Performance Development Camp by:

- Placing in the top nine in juvenile dance at the U.S. Ice Dance Final;
- Placing in the top nine in intermediate dance at the U.S. Ice Dance Final;
- Placing in the top nine in novice dance at the U.S. Ice Dance Final;
- In the event that a team qualifying under (A)-(C) splits up prior to the National High Performance Development Camp, the individual partners may attend.

**2500 Qualifying for the U.S. Figure Skating Championships**

**2501** Singles competitors qualify for the U.S. Figure Skating Championships:

- For the junior events by:
  - Placing in the top four in junior at their respective sectional singles final;
  - Placing in the top two in novice at their respective sectional singles final;
  - Earning a bye:
    - For qualifying to compete in the same event at the Junior Grand Prix of Figure Skating Final (not including alternates);
    - As a member of the United States Figure Skating Team who meets the approved criteria per rule 2511. Competitors qualifying under this subparagraph (3) have the choice to compete at their sectional singles final but do not lose their bye to the U.S. Figure Skating Championships, regardless of placement, nor displace a skater who would have placed in the top four at the sectional singles final if said skater had not competed. At such final the top four places plus the competitor(s) who receive a bye will advance to the U.S. Figure Skating Championships.
- For the senior events: A maximum for 18 singles skaters qualify in the following order:
  - Athletes who placed in the top five in the same event at last year's U.S. Figure Skating Championships.
  - Athletes who were selected to the U.S. Figure Skating World Team (not including alternates) in the same event for the most recent World Figure Skating Championships.
  - Athletes who won a medal in the same event at the most recent Olympic Winter Games (not including the team event).
  - Athletes earning a bye for qualifying to compete in the same event at the Junior Grand Prix of Figure Skating Final or Grand Prix of Figure Skating Final (not including alternates; or as a member of the United States Figure Skating Team who meets the approved criteria per rule 2511.
  - Top two athletes in their respective sectional singles final, that do not also qualify under rule 2501 (B), subparagraphs 1-4.
  - Next best scores nationwide, from all three sectional singles finals.



**2502** Pairs teams qualify for the U.S. Figure Skating Championships:

A. For the junior events by:

1. Placing in the top 12 in junior at the U.S. Pairs Final;
2. Earning a bye:
  - a. For qualifying to compete in the same event at the Junior Grand Prix of Figure Skating Final (not including alternates);
  - b. As a member of the United States Figure Skating Team who meets the approved criteria per rule 2511. Teams qualifying under this subparagraph (2) have the choice to compete at the U.S. Pairs Final but do not lose their bye to the U.S. Figure Skating Championships, regardless of placement, nor displace a team who would have placed in the top 12 at the U.S. Pairs Final if said team had not competed. At such final the top 12 places plus the competitor(s) who receive a bye will advance to the U.S. Figure Skating Championships.

B. For the senior events: A maximum of 12 pairs teams qualify in the following order:

1. Teams who placed in the top five in the same event at last year's U.S. Figure Skating Championships.
2. Teams who were selected to the U.S. Figure Skating World Team (not including alternates) in the same event for the most recent World Figure Skating Championships.
3. Teams who won a medal in the same event at the most recent Olympic Winter Games (not including the team event).
4. Teams earning a bye for qualifying to compete in the same event at the Junior Grand Prix of Figure Skating Final or Grand Prix of Figure Skating Final (not including alternates; or as a member of the United States Figure Skating Team who meets the approved criteria per rule 2511).
5. Next best placements at the U.S. Pairs Final, up to 12, that do not also qualify under rule 2502 (B), subparagraphs 1-4.

**2503** Ice dance couples qualify for the U.S. Figure Skating Championships:

A. For the junior events by:

1. Placing in the top 12 in junior at the U.S. Ice Dance Final;
2. Earning a bye:
  - a. For qualifying to compete in the same event at the Junior Grand Prix of Figure Skating Final (not including alternates);
  - b. As a member of the United States Figure Skating Team who meets the approved criteria per rule 2511. Couples qualifying under this subparagraph (2) have the choice to compete at the U.S. Ice Dance Final but do not lose their bye to the U.S. Figure Skating Championships, regardless of placement, nor displace a couple who would have placed in the top 12 at the U.S. Ice Dance Final if said couple had not competed. At such final the top 12 places plus the competitor(s) who receive a bye will advance to the U.S. Figure Skating Championships.

B. For the senior events: A maximum of 15 ice dance couples qualify in the following order:

1. Couples who placed in the top five in the same event at last year's U.S. Figure Skating Championships.
2. Couples who were selected to the U.S. Figure Skating World Team (not including alternates) in the same event for the most recent World Figure Skating Championships.
3. Couples who won a medal in the same event at the most recent Olympic Winter Games (not including the team event).
4. Couples earning a bye for qualifying to compete in the same event at the Junior Grand Prix of Figure Skating Final or Grand Prix of Figure Skating Final (not including alternates; or as a member of the United States Figure Skating Team who meets the approved criteria per rule 2511).
5. Next best placements at the U.S. Ice Dance Final, up to 15, that do not also qualify under rule 2503 (B), subparagraphs 1-4.

**2504 Fill-up Rule:** There will be no fill-ups to the U.S. Figure Skating Championships.

**2505 Minimum Total Element Score**

- A. Competitors who qualify for the senior events at the U.S. Figure Skating Championships through rule 2501 (B)(5) or (6), rule 2502 (B)(5) or rule 2503 (B)(5) or as alternates in rule 2521 (A), must also have met a minimum total element score (TES) at one of the following competitions in the same season: Any National Qualifying Series event, a sectional singles final, the U.S. Pairs Final, the U.S. Ice Dance Final, or any ISU competition.
- B. The minimum TES will be determined annually. It is recommended by the appropriate discipline committee and must be approved by the Board of Directors by Sept. 1. Once approved, the minimum TES for each discipline will be published on the Members Only site in a Technical Notification.

**2510 Byes to the U.S. Figure Skating Championships**

**2511** Prior to June 1 each season, the chair of the Competitions Committee, the chair of the International Committee, and U.S. Figure Skating's athlete representative to the USOPC Athletes Advisory Council will present the bye criteria to the Athletes Advisory Committee and, subsequently, the Board of Directors for approval. The complete approved criteria will be posted on the Members Only site.

- A. Any member of the United States Figure Skating Team as defined in rule ICR 3.05 who meets the approved criteria will earn a bye.

- 2512** Skaters qualifying per rules 2501 (B)(1-4), 2502 (B)(1-4), or 2503 (B)(1-4) must submit a signed Statement of Intent to compete in the U.S. Figure Skating Championships at least 60 days prior to the first day of the competition as stated in the competition announcement. The form will be provided by U.S. Figure Skating headquarters to all qualified skaters. Those who do not meet this requirement will be considered withdrawn.
- 2513** No medical byes will be granted to the U.S. Figure Skating Championships.
- 2520 Alternates**
- 2521** For the U.S. Figure Skating Championships, alternates are designated as follows:
- A. For senior events:
    1. Singles skaters who have met the minimum TES, in the order of their scores, nationwide, from their respective sectional singles final. In the case of a tie, it will be broken by the free skate score.
    2. Pairs and dance teams who have met the minimum TES, in the order of their scores at the U.S. Pairs and U.S. Ice Dance Final.
  - B. For junior events:
    1. Singles skaters placing fifth and sixth in junior in their sectional singles final will be designated as first and second alternate for their section to the U.S. Figure Skating Championships.
    2. Singles skaters placing third and fourth in novice in their sectional singles final will be designated as first and second alternate for their section to the U.S. Figure Skating Championships.
    3. Pairs and dance teams placing 13th and 14th at the U.S. Pairs Final and U.S. Ice Dance Final will be designated as first and second alternate to the U.S. Figure Skating Championships.
- 2522** Alternates should continue to train and be prepared should they become eligible to compete.
- 2523** Alternates may be selected up to 72 hours before the initial draw for the affected skater's first competitive event.
- 2524** Notice to alternates or, if they cannot be reached, to their coach or club president must be by email or phone call, followed by an email response. Response is required within 24 hours of receipt of the notice, or the next alternate will be contacted.
- 2530 Titles**
- 2531 Titles – Singles, Pairs and Ice Dance**
- The winners of the championships of the United States will be known as:
- A. "Men's champion of the United States"
  - B. "Women's champion of the United States"
  - C. "Pairs champions of the United States"
  - D. "Dance champions of the United States"
- 2540 U.S. Adult Figure Skating Championships and Adult Sectional Championships**
- 2541** See rule section 2400 for information on entering adult qualifying competitions.
- 2542** For the U.S. Adult Figure Skating Championships and adult sectional championships each competitor will have achieved the appropriate test qualifications and must be at least 21 years of age, or must meet the age requirement of the event that they are entering, by the closing date for entries. (See rule 2422.)
- 2543** Adult competitors who pass a singles test, a pair test or a dance test after the closing date for entries, at a level higher than the tests allowed for the event entered by the competitor, will forfeit their eligibility to enter.
- 2544** Competitors qualify for the U.S. Adult Figure Skating Championships by placing in the top four in their respective qualifying event at an adult sectional championship.
- 2545 Four/12 or Fewer:** Competitors in a qualifying event at an adult sectional championship may progress directly to the U.S. Adult Figure Skating Championships if, at the closing date for entries, there are four or fewer competitors in their event within their section or 12 or fewer competitors in their event in all sections combined.
- A. **Fill-Up Rule:** If, at the closing date for entries, there are four or fewer competitors registered for a qualifying event at an adult sectional championship, additional competitors from the same qualifying event in other sections will be permitted to enter the U.S. Adult Figure Skating Championships in order to bring the number of competitors up to a maximum of 12 (or more, if ties make it necessary). These additional competitors will be selected in the order of their placement. Should this result in two or more competitors qualifying for one additional place, all will be included even if this causes the total number of competitors in the event to exceed 12.
- 2546** Alternates for the qualifying events at the U.S. Adult Figure Skating Championships will be the next two best placed competitors from each section at the adult sectional championships.
- A. Alternates may be selected up to 24 hours before the start of the affected skater's/team's first competitive event. All alternates will be provided with an application to file with the next competition. The skaters should continue to train and be prepared should they become eligible to compete.
  - B. Notice to alternates or, if they cannot be reached, to their coach or club president must be by email or phone call, followed by an email response. Response is required within 12 hours of receipt of the notice, or the next alternate will be contacted.
  - C. If any alternate declines advancement, additional alternates from that section will be contacted in order of placement at the adult sectional championships.

**2550 Qualifying Rounds – Adult Championships**

**2551** Qualifying rounds may be held at adult competitions with the exception of adult solo dance and artistic/showcase type events, which will have no qualifying rounds. If there are more than 24 entries in any 6.0-judged event or more than 36 entries in any IJS-judged event, skaters will be divided into groups in accordance with the applicable table below. **Note:** The actual number of skaters in the championship round (CR) may increase if there are ties.

	Qualifying Round (QR)				Championship Round (CR)
	Entries	Number of Groups	Number Advancing/Group	Additional Number Advancing by Score	Total Number Advancing
Adult 6.0-Judged Events	25-36	2	6	n/a	12
	37-54	3	4	n/a	12
	55-72	4	4	n/a	16
	73-90	5	4	n/a	20
	91-144	6	4	n/a	24
Adult IJS- Judged Events	37-60	2	4	4	12
	61-90	3	4	4	16
	91-120	4	4	4	20
	121-150	5	4	4	24
	151-180	6	4	4	28

A. The chief referee, with the approval of the chair of the Competitions Committee, has the authority to adjust group sizes to meet the logistical needs of any event(s) at an adult sectional championship. Any modifications will be balanced in such a way as to ensure fairness to skaters in the event.

**2552** There will be age classes for all nonqualifying free skate, emotional performance, lyrical pop/character/comedy and solo dance events (does not include pairs events, championship events or partnered dance events).

A. The age classes are as follows

1. Age classes for free skate, emotional performance and lyrical pop/character/comedy events:

Class I: 21 years through 35 years

Class II: 36 years through 45 years

Class III: 46 years through 55 years

Class IV: 56 years through 65 years

Class V: 66 years and older

2. Age classes for solo pattern dance and solo free dance events:

Class I/II: 21 years through 45 years

Class III/IV/V: 46 years and older

B. Proof of age is required.

C. At the chief referee's discretion, age class events with fewer than six entries may be combined, after consultation with the national vice chair of the Adult Competitions Subcommittee and the chair of the Competitions Committee.

**2660 U.S. Collegiate Figure Skating Championships**

**2661** See rule section 2400 for information on entering the U.S. Collegiate Figure Skating Championships.

**2670 Qualifying Rounds – U.S. Collegiate Figure Skating Championships**

**2671** Qualifying rounds will not be held at the U.S. Collegiate Figure Skating Championships.

**2700 Warm-Ups, Draws and Starting Orders**

**2701** The following definitions pertain to all U.S. Figure Skating qualifying competitions for singles/pairs/ice dance:

A. Event segment: each part of the event – e.g. short program, free skate, pattern dance, rhythm dance, free dance.

B. Practice group: These groups are pre-defined by the chief referee and determine the official practice sessions to which each skater is assigned. The practice groups do not change based on the draw.

C. Warm-up group: These are defined by the draw (the starting order for each event segment). This will change for each event segment (e.g. short program vs. free skate).

D. Official practice ice: These sessions are offered at the discretion of the local organizing committee (LOC) and chief referee and, if offered, are at least one day before the event segment. Competition music will be played in its entirety for each skater.

E. Official event day warm-up ice: These are sessions provided, at the discretion of the LOC and chief referee, on the day of an event segment. These sessions are typically 15 to 20 minutes in length, and no competition music will be played. This is NOT the 4-6 minute competition warm-up time that is directly before each event segment (see rule 2711).

F. Unofficial practice ice: this is not scheduled by the chief referee, nor is it the responsibility of U.S. Figure Skating. A skater who would like additional practice sessions beyond official practice ice may contact local rinks for times and prices. A skater/team may skate on unofficial practice ice at any rink, at any time, EXCEPT between the time when the skater's/team's event segment has begun — as signified by the first warm-up group taking the ice — and the time when the last skater/team in the event completes their program.

**2710 Warm-Up Times and Group Sizes – Singles, Pairs and Ice Dance**

**2711** Before the start of any part of any event, the referee will allow a period of warm-up in groups when required as follows (see rule 2713):

		Singles Warm-Up Times		Pairs Warm-Up Times		Ice Dance Warm-Up Times		
		SP	FS	SP	FS	PD	RD	FD
<b>Standard Group Max</b>		6	6	4	4	6	5	5
<b>Event</b>	Juvenile		5 min		6 min	3 min		3 min
	Intermediate	5 min	6 min		6 min	3 min		3 min
	Novice	6 min	6 min	6 min	6 min	3 min		3 min
	Junior	6 min	6 min	6 min	6 min		5 min	5 min
	Senior	6 min	6 min	6 min	6 min		5 min	5 min
<b>Adult Group Max</b>			6		4	5		5
<b>Event</b>	Adult/Masters		6 min		6 min	4 min		5 min

A. For pattern dances that are not designated as skaters' choice dances, the warm-up will be one minute without music, with music played for the remainder of the warm-up. The referee may choose any number of musical selections, except that at least two selections must be chosen when there are more than five couples. When more than one musical selection is to be played for a pattern dance, all selections will be played in numerical order, starting with selection No. 1. The music selected for the warm-up may not be used for competition.

B. For pattern dances that are designated as "skaters' choice" dances, the warm-up will be without music.

C. For rhythm dance and free dance events, soft background music is permitted.

**2712** A warm-up period must immediately precede a competitive skating group. In case of interruption in the competition of more than 10 minutes, due to unforeseen circumstances, the skaters concerned will be permitted a second warm-up period as specified in rule 2711 for the discipline, segment and level.

A. For singles, pairs and ice dance, unless otherwise authorized by the chief referee, after an event segment (short program, free skate, pattern dance, rhythm dance, free dance) has begun as witnessed by the first warm-up group having taken the ice, no competitor in that event segment, regardless of their warm-up group, may practice for any length of time on the official ice surface or any other ice surface until the event segment has concluded. This rule does not affect the skater's official warm-up group or the time immediately preceding the call of their name by the announcer. A skater/team who violates this rule will be disqualified from the competition.

**2713** At qualifying competitions, the chart in rule 2714 will be used for determining the size of the warm-up groups.

A. This chart does not apply to official practice ice.

B. The chief referee may extend the maximum number on the warm-up by one skater/couple if needed.

C. In the event of a withdrawal after the skating order has been posted, warm-up groups will not be adjusted to fill the open position.

**2714 Size of Warm-Up Groups – Singles, Pairs and Ice Dance**

Number of Competitors	SINGLES	PAIRS	ICE DANCE	ICE DANCE
	Short Program Free Skate	Short Program Free Skate	Pattern Dance	Rhythm Dance Free Dance
	<b>Maximum of 6</b>	<b>Maximum of 4</b>	<b>Maximum of 6</b>	<b>Maximum of 5</b>
2	2	2	2	2
3	3	3	3	3
4	4	4	4	4
5	5	2+3	5	5
6	6	3+3	6	3+3
7	3+4	3+4	3+4	3+4
8	4+4	4+4	4+4	4+4
9	4+5	3+3+3	4+5	4+5
10	5+5	3+3+4	5+5	5+5
11	5+6	3+4+4	5+6	3+4+4
12	6+6	4+4+4	6+6	4+4+4
13	4+4+5	3+3+3+4	4+4+5	4+4+5
14	4+5+5	3+3+4+4	4+5+5	4+5+5
15	5+5+5	3+4+4+4	5+5+5	5+5+5
16	5+5+6	4+4+4+4	5+5+6	4+4+4+4

Number of Competitors	SINGLES Short Program Free Skate	PAIRS Short Program Free Skate	ICE DANCE Pattern Dance	ICE DANCE Rhythm Dance Free Dance
17	5+6+6	3+3+3+4+4	5+6+6	4+4+4+5
18	6+6+6	3+3+4+4+4	6+6+6	4+4+5+5
19	4+5+5+5	3+4+4+4+4	4+5+5+5	4+5+5+5
20	5+5+5+5	4+4+4+4+4	5+5+5+5	5+5+5+5
21	5+5+5+6	3+3+3+4+4+4	5+5+5+6	4+4+4+4+5
22	5+5+6+6	3+3+4+4+4+4	5+5+6+6	4+4+4+5+5
23	5+6+6+6	3+4+4+4+4+4	5+6+6+6	4+4+5+5+5
24	6+6+6+6	4+4+4+4+4+4	6+6+6+6	4+5+5+5+5

**Note:** See rule 2735 (B) for special provisions pertaining to U.S. Figure Skating Championships.

**2720 Draws for Initial Starting Orders – Singles, Pairs and Ice Dance**

**2721** At the U.S. Figure Skating Championships only, the starting order for the junior and championship (senior) women’s, men’s and pairs short program and junior and championship (senior) rhythm dance events will be established as follows:

A. The skaters who hold an ISU World Standing in their discipline who were not in the first or second subgroups will skate in reverse standings order of their ISU World Standings, as of the date of the draw. These skaters will skate in the last warm-up group(s).

B. The starting order for the remaining competitors will be by closed, random draw conducted by the chief referee and chief accountant.

**2722** For the U.S. Collegiate Figure Skating Championships and all standard-track and adult-track qualifying competition events except the championship (senior) women’s, men’s, pair and ice dance events at the U.S. Figure Skating Championships (see rule 2721), there will be a random draw for starting order in the first segment of each event.

**2723** Initial closed draws for short program for singles and pairs, free skate events that do not have a short program, pattern dances or rhythm dance in the initial rounds of ice dance events:

A. May be drawn by the chief referee or chair of the competition, in the presence of at least two judges or other officials, at any convenient time after the closing of entries; or

B. May be drawn by the chief accountant, in the presence of at least two other officials, by using the random draw feature of an approved U.S. Figure Skating program.

The drawn starting orders for each event must be posted no less than 12 hours before the start of the respective event of the competition.

**2730 Draws for Subsequent Starting Orders and Warm-Up Groups – Singles, Pairs and Ice Dance**

**2731** As soon as possible after the determination and certification of the results of the preceding segment, the officials selected by the chief referee will complete the draw. In most situations, actual draw groups are determined by the maximum number of competitors permitted in a warm-up group. Of course, there are situations where this is not possible:

A. When competitors are tied but are in two separate draw groups, the draw groups are readjusted.

B. When an event has only the maximum or fewer competitors than allowed in a warm-up group.

C. For the championship singles and pairs free skate and free dance events at the U.S. Figure Skating Championships where there are specific rules that cover the draw for the starting order. Each of these circumstances is covered in detail within rule section 2730.

**Note:** Draws are tied to the starting order group when the number of competitors in the event does not surpass the maximum permitted for warm-up group size. When the number of competitors in the event requires more than one warm-up group, draws are tied to the warm-up group.

**2732** Subsequent starting orders will be drawn:

A. When there are no qualifying-round groups;

1. As a draw based on the results of the preceding segment(s) of the event. See rule 2734.

B. When there have been qualifying rounds:

1. As a random draw in a single segment championship round;

2. As a random draw in the first segment of the championship round;

3. As a draw based on the results of the previous segment of a multi-segment championship round.

**2733 RESERVED**

**2734** The draw for the starting order of competitors is determined from the results of the preceding segment(s) of the event concerned:

A. Singles and pairs free skate are drawn from the result of the short program;

B. Senior and junior free dance are drawn from the result of the rhythm dance;

C. Novice, intermediate and juvenile free dance are drawn from the result of the pattern dances;

D. Championship adult, adult gold and adult pre-gold and masters open free dance are drawn from the result of the pattern dances;

E. Adult silver, adult pre-silver, adult bronze, adult pre-bronze and centennial dance are drawn from the result of the initial round. The starting order drawn for the first final round dance will remain the same for each subsequent dance of the final round.

**2735** How to establish draw groups to determine a starting order:

- A. When the number of competitors does not exceed the maximum permitted in a warm-up group:
1. The competitors will be divided into two equal draw groups.
  2. If the number of competitors is not equally divisible, the last draw group (the best-placed competitors) must contain one more competitor than the first draw group.
  3. Tied competitors must be placed in the same draw group.
  4. When competitors are tied, there will be a separate draw before the main draw to determine the draw order for the tied competitors.
  5. Start the draw with the best-placed competitor in the event. The starting order in each group will be drawn in order of placement.
  6. The warm-up group is independent of these draws (rule 2736 (A)).
  7. Size of Draw Groups with Only One Warm-Up Group:

Number of Competitors	Singles Free Skate	Pairs Free Skate	Ice Dance Free Dance
2	1+1	1+1	1+1
3	1+2	1+2	1+2
4	2+2	2+2	2+2
5	2+3	—	2+3
6	3+3	—	—

- B. At the U.S. Figure Skating Championships only, the starting order for all singles and pairs free skate and all free dance events will be a reverse placement skating order from the result of the short program/rhythm dance segment. When competitors have the same total segment score, the tie will be broken as set forth in rule 1072 (D). In the case where the tie can't be broken, there will be a closed draw to determine the skate order of the tied competitors. The closed draw will follow the procedure outlined in rule 2721 (B).

1. Women and men: The last two warm-up groups will consist of not fewer than 10 and not more than 12 competitors, with the exact number to be decided by the chief referee in consultation with the chief executive officer prior to publishing the starting order of the short program.
2. Pairs: The last warm-up group will consist of four couples.
3. Ice dance: The last warm-up group will consist of five couples.

C. For all other events:

1. For the purpose of establishing draw groups, start with the last-place competitor and work up to the first-place competitor to establish the maximum permitted in a warm-up group. See the table at rule 2714.
2. If there are more competitors than the maximum permitted, they will be divided into the smallest possible number of equal groups of not more than the maximum.
3. If the number of competitors is not equally divisible, the last group to skate (the best-placed competitors), and as many preceding groups as necessary, must contain one more competitor than the first group to skate (the lowest-placed competitors).
4. Tied competitors must be in the same draw group:
  - a. Starting with the lowest placed competitor, tied competitors in different draw groups will be placed together in the same draw group. The draw group from which the competitor(s) was (were) removed is reduced accordingly.
  - b. When one or more tied competitors are included in the same draw group, the maximum number permitted to warm-up at the same time may be exceeded by one competitor.
  - c. If these tied competitors increase the maximum group size permitted by two or more, the draw group in question will be divided into two subgroups. One subgroup will consist of these tied competitors. The other subgroup will consist of the remaining competitors from the group.
  - d. The movement of tied competitors in the event does not affect the other competitors. Their assigned draw group does not change.
  - e. When competitors are tied, there will be a separate draw before the main draw to determine the draw order for the tied competitors.
5. Start the draw with the best-placed competitor in the event. The starting order in each group will be drawn in order of placement.

**2736** Warm-up groups:

- A. If the maximum number of competitors allowed in a warm-up group is not exceeded, the competitors will skate in the same warm-up group.
- B. Junior and senior rhythm dance: starting with the competitor who drew last to skate, use the table in rule 2714 to establish the maximum permitted in a warm-up group.
- C. For all other events, including championship final segment events at U.S. Figure Skating Championships, the draw groups as established are the warm-up groups.

**2737** Promptly following these draws, the starting orders will be posted.

## **2800 U.S. Synchronized and Synchronized Sectional Championships**

### **2810 Synchronized Skating Qualifying Competitions – Entries**

**2811** All entries must be made using the online registration system designated by U.S. Figure Skating on or before the date specified for the closing date for entries. Teams not entered by the closing date for entries will not be permitted to compete. The provisions of rule 2401 will apply.

**2812** Teams entered in synchronized sectional championships are not required to state whether or not they will participate in the U.S. Synchronized Skating Championships until after the sectional championship is completed.

**2813** The section is determined by:

A. The section of the team's home club or college (for collegiate and open collegiate teams), or

B. If an individual member team, the section in which the principal training center is located (where the team does the majority of its training), or

C. If a regional collegiate team, the section in which the majority of the colleges represented are located.

**2814** Clubs are permitted to enter more than one team in the same level.

### **2815 Qualifying Competitions – Number of Competitors**

**2816** A competition event will be held if at least two teams appear at the start, or in the case only one team is registered for an event and wishes to skate.

**2817** For sectional championships, the number of teams entered in an event is determined at the closing date for entries as defined in rule section 2401.

**2818** For synchronized sectional championships, if at least one team wishes to skate in an event with two or fewer competitors, the event will be held. This will not affect the eligibility of the team(s) to advance to the U.S. Synchronized Skating Championships.

### **2820 Rosters, Substitutes, Alternates and Crossover Skaters**

**2821** The entry form of the first qualifying competition of the year for all synchronized skating events becomes the official team roster for the remainder of the year. The roster must list all team members, including alternates. No additions will be permitted from sectionals to the U.S. Synchronized Skating Championships.

A. The roster is to be submitted to U.S. Figure Skating headquarters with the entry form by Oct. 1;

B. Requests for substitutions to the roster must be submitted on the official form to the sectional vice chair of the Synchronized Skating Competitions Subcommittee. Substitutions to the roster may be permissible up to two weeks prior to the start of the next qualifying competition. The request must be in writing and include the reason for the substitution together with proof of age, if applicable under rule 2824. The sectional vice chair of the Synchronized Skating Competitions Subcommittee will notify the national vice chair of the Synchronized Skating Competitions Subcommittee, the team manager, the chief referee and U.S. Figure Skating headquarters of the decision at least one week prior to the start of the competition in question.

C. Collegiate and open collegiate teams will be permitted to withdraw their qualifying competition entry without penalty until Dec. 1. Entry fees will be refunded. All other provisions of rule 2401 apply.

D. Roster additions will be permitted until Dec. 1. All other provisions of rule 2401 apply.

**2822** Written notice is required from the person financially responsible for synchronized skating stating that a skater is a member in good standing regarding all financial matters relating to the old team prior to final acceptance to the new team. If such notice is withheld for any reason other than outstanding financial obligation or otherwise delayed more than 30 days following notice of a requested change, then such person financially responsible for synchronized skating may be subject to disciplinary action including suspension.

**2823** For qualifying competitions teams must skate the number of skaters required for the level as specified in rules 9400. If a team has fewer than the required number of skaters due to onsite illness or injury which has been confirmed by onsite medical staff, the team will be permitted to compete. If the minimum number of skaters on a team is not met for any other reason, no marks are to be awarded, and the team is considered withdrawn; however, the team will be permitted to start and/or finish the performance as an exhibition. A team is permitted to skate a different number of skaters at each qualifying competition subject to adherence to rules 2821.

**2824** Documents required for qualifying competitions:

A. Proof of age (i.e. copy of birth certificate, passport, driver's license, notarized affidavit, etc.) for members of senior, senior elite 12, junior, novice, intermediate and juvenile synchronized skating teams must be submitted to U.S. Figure Skating by Oct. 1, prior to the member entering their first qualifying competition. Such proof needs to be submitted only once per member. Upon receiving valid proof of age, U.S. Figure Skating headquarters will flag the member record and immediately destroy any documentation. The roster is to be verified by headquarters on a yearly basis. Adult, masters, open adult and open masters synchronized skating teams must provide proof of age if so requested by the referee and/or local organizing committee of the competition for which the team is entered.

B. Collegiate and open collegiate teams must provide certification from their college or university that each team member is a full-time student.

**2825** Alternates on a synchronized skating team:

A. Qualifying competitions: Each synchronized skating team may have alternates listed on the team roster. The maximum number of alternates is four. Teams may have a total of four athletes on their roster in addition to the maximum number permitted on the ice for their respective level.

- B. International competitions: Each synchronized skating team may have alternates listed on the International Team Entry Form. The maximum number of alternates is four.
- 2826** An individual skater may skate on more than one, but not more than two, synchronized skating teams, as long as the respective teams are in different levels. All the stipulations of rules 2056, 2827 and 9400 must be met.
- 2827** No team may be comprised of more than 50 percent of athletes who are also on any other team. This applies to both the entire roster and the athletes who are skating on the ice at any given competition.
- 2830 Qualifying for U.S. Synchronized Skating Championships**
- 2831** The four best-placed teams in each event (juvenile, intermediate, novice, junior, senior elite 12, senior, collegiate, adult and masters) from each section will be permitted to enter the comparable event at the U.S. Synchronized Skating Championships.
- 2832 Two or Fewer Rule:** Teams entered in any event (juvenile, intermediate, novice, junior, senior elite 12, senior, collegiate, adult and masters) at a synchronized sectional championship may progress directly to the U.S. Synchronized Skating Championships if, at the closing date for entries, there are two or fewer teams in their event within their section.
- 2833 Fill-Up Rule:** When fewer than four teams qualify for a U.S. Synchronized Skating Championships event from any section, a sufficient number of additional teams from other sections will be permitted to enter the comparable event for that year in order to bring the number of entries in the event up to the maximum of 12 (or 13 to enable the sections in question to qualify an equal number of teams).
- A. The national vice chair of the Synchronized Skating Competitions Subcommittee will select the additional teams advancing from the sectional championships to the U.S. Synchronized Skating Championships (per rule 2833) based on the number of teams entered on the closing date for entries (Oct. 1). Additional teams from other sections will not be added if a qualifying team withdraws following the sectional championships.
- B. Teams invited under rule 2833 must respond within 48 hours following notification.
- 2840 Byes – Synchronized Skating**
- 2841** If a synchronized team, because of some unusual circumstance, is unable to compete in a sectional championship, such team may apply to the chair of the Competitions Committee for a bye to bypass the competition and advance to the U.S. Synchronized Skating Championships.
- A. The team must apply for a bye no fewer than 14 days before the closing date for entries for the competition the team has applied to bypass;
1. In extraordinary circumstances, the chair of the Competitions Committee may, in the chair's sole discretion, waive the 14-day deadline;
  2. A decision on the bye will be delivered to the team within 15 days of receipt of a complete application for such bye;
  3. In the case of a denial, a detailed, written explanation of the grounds for denying such bye will be provided to the team and will cite specific U.S. Figure Skating rules as basis for denying the bye.
- B. The application for a bye will be made on the current Competition Bye Application adopted by the Competitions Committee. The team will state:
1. The reasons why the team cannot compete in the competition; and
  2. Why the team would have a reasonable chance of finishing in first, second, third or fourth place at the U.S. Synchronized Skating Championships.
- C. In the case where only one team is entered in an event at a sectional championship, the event will not be held unless the team chooses to compete. The team, if applicable, will advance directly to the U.S. Synchronized Skating Championships. See rules 2816 and 2832.
- D. A bye will be granted to bypass a synchronized sectional championship with the approval of the chair of the Competitions Committee in consultation with the national vice chair of the Synchronized Skating Competitions Subcommittee.
- 2842** A synchronized skating team will automatically receive a bye to the U.S. Synchronized Skating Championships from the chair of the Competitions Committee in consultation with the national vice chair of the Synchronized Skating Competitions Subcommittee if all of the criteria from A and B below are met:
- A. The team is a member of the United States Synchronized Skating Team as defined in rule ICR 3.05; and
  - B. The team has competed in or is assigned to and competes in a synchronized event in an international competition.
  - C. A team which has received a bye according to paragraph B above may elect to compete at their respective sectional championship. Regardless of their final placement at such synchronized sectional championship, the team's bye to the U.S. Synchronized Skating Championships remains unaffected. At such synchronized sectional championship, the top four places, excluding the team which receives the bye, will qualify for the U.S. Synchronized Skating Championships.
- 2850 Qualifying Rounds and Seeding – Synchronized Skating**
- 2851** Synchronized qualifying rounds:
- A. Sectional qualifying and championship rounds:
1. Unseeded qualifying rounds will be held if more than 24 teams are entered in the senior, senior elite 12, junior, collegiate, novice, intermediate, juvenile, open juvenile, pre-juvenile, preliminary, adult and masters levels. See rule 2852.
  2. Unseeded qualifying rounds will be held if more than 12 teams are entered in the open collegiate, open masters and open adult levels. See rule 2852.



3. Advancement to the championship round will be per rule 2852.
  4. In events with a short program (junior, senior elite 12 and senior), only the free skate will be skated in the qualifying round. Both the short program and the free skate will be skated in the championship or final round, and the results will be combined.
- B. If the number of entries is not evenly divisible by the number of groups required, the groups will be balanced as evenly as possible.
- C. After the groups are determined, the skating order is in accordance with the order as drawn.

**2852 Qualifying Round Chart - Sectional Synchronized Skating Championships**

Number of Teams	Qualifying Round (QR) Groups	Number of Places Advancing	Additional Number Advancing by Score	Championship Round (CR) Groups
Event level (IJS): senior, <u>senior elite 12</u> , junior, collegiate, novice, intermediate, juvenile, open juvenile, pre-juvenile, preliminary, adult, and masters				
1-24	-	-	-	24
25-31	2	4	+4 next highest scores	12
32-38	2	6	+4 next highest scores	16
39-45	3	4	+6 next highest scores	18
Event level (6.0): open collegiate, open masters, open adult				
1-12	-	-	-	12
13-15	2	4	n/a	8
16-18	2	5	n/a	10
19-24	2	6	n/a	12

**2900 Warm-Ups, Draws for Starting Orders, Resurface Groups and Practice Ice – Synchronized Skating**

**2910 Warm-Up Time – Synchronized Skating**

**2911** For preliminary, pre-juvenile, juvenile, open juvenile, intermediate, novice, junior, senior elite 12, senior, collegiate, adult, masters, open adult, open masters and open collegiate events, each team will be allowed a warm up of at least one minute in duration (without music) on the competition ice surface during the judging of the previous team before the team is called to start. The first team of each starting group in preliminary, pre-juvenile, open juvenile, open adult, open masters, and open collegiate events is granted a one-minute warm-up period before their call to start. The first team of each starting group in juvenile, intermediate, novice, junior, senior elite 12, senior, collegiate, adult, and masters events is granted a two-minute warm-up period before their call to start. See rule 1322.

**2920 Draws for Starting Orders and Resurface Groups – Synchronized Skating Competitions**

**2921** At the synchronized sectional championships:

- A. All draws for starting order in the first segment of each event will be drawn in a closed draw by the chief referee or chief accountant in the presence of at least two other officials at any convenient time after the closing of entries. The drawn starting orders for each event must be posted no less than 12 hours before the start of the first event of the competition.
- B. Draws following the short program for the senior, senior elite 12 and junior levels may be an open draw at the discretion of the chief referee. Promptly following these draws, the starting order for the free skate will be posted.

**2922** At the U.S. Synchronized Skating Championships:

- A. All draws for starting order in the first segment of each event will be drawn in a closed draw by the chief referee or chief accountant in the presence of at least two other officials at any convenient time after the closing of entries. The drawn starting orders for each event must be posted no less than 12 hours before the start of the first event of the competition.
- B. Draws following the short program for the senior, senior elite 12 and junior levels will be an open draw announced in advance. The team captain of each team should attend this draw. The referee will designate someone to draw for teams not attending. Promptly following these draws, the starting order for the free skate will be posted.

**2923** Size of resurface groups:

Number of Teams	Short Program and Free Skate (If Ties)	Free Skate	Number of Teams	Short Program and Free Skate (If Ties)	Free Skate
	Maximum of 6	Maximum of 5		Maximum of 6	Maximum of 5
2	2	2	12	6+6	4+4+4
3	3	3	13	4+4+5	4+4+5
4	4	4	14	4+5+5	4+5+5
5	5	5	15	5+5+5	5+5+5
6	6	3+3	16	5+5+6	4+4+4+4
7	3+4	3+4	17	5+6+6	4+4+4+5
8	4+4	4+4	18	6+6+6	4+4+5+5
9	4+5	4+5	19	4+5+5+5	4+5+5+5
10	5+5	5+5	20	5+5+5+5	5+5+5+5
11	5+6	3+4+4	21	5+5+5+6	4+4+4+4+5

**2924** In senior, senior elite 12 and junior events only, the ice should be resurfaced after six teams perform the short program and after five teams (six in the case of ties) perform the free skate.

**2925** In novice and lower events, the number of teams performing between ice resurfaces is at the discretion of the referee.

**2930 Draws for Subsequent Starting Orders and Resurface Groups – Synchronized Skating**

**2931** As soon as possible after the determination and certification of the results of the preceding segment, the officials selected by the chief referee will complete the draw. In most situations, actual draw groups are determined by the maximum number of teams permitted in a resurface group. Of course, there are situations where this is not possible:

- A. When teams are tied but are in two separate draw groups, draw groups are readjusted.
- B. When an event has the maximum or fewer teams than allowed in a resurface group.

Each of these circumstances is covered in detail within this section.

**Note:** Draws are tied to the starting order group when the number of teams in the event does not surpass the maximum allowed for resurface group size. When the number of teams in the event requires more than one resurface group, draws are tied to the resurface group.

- C. The draw for the starting order of teams in the free skate is determined from the results of the short program.
  - 1. In the event of a withdrawal after the starting order has been posted, resurface groups may be adjusted to fill the open position. The chief referee has the discretion to determine whether the original resurface group should remain, or if the resurface group may be adjusted without repeating the draw.
- D. How to establish draw groups to determine a starting order:
  - 1. When the number of teams does not exceed the maximum permitted in a resurface group:
    - a. The teams will be divided into two equal draw groups.
    - b. If the number of teams is not equally divisible, the last draw group (the best-placed teams) must contain one more team than the first draw group.
    - c. Tied teams must be placed in the same draw group.
    - d. When teams are tied, there will be a separate draw before the main draw to determine the draw order for the tied teams.
    - e. The starting order in each draw group will be drawn in order of placement, starting with the best-placed team.
    - f. The resurface group is independent of these draws (see rule 2923).
    - g. Size of Draw Groups with Only One Resurface Group:

Number of Teams	Free Skate
2	1+1
3	1+2
4	2+2
5	2+3

- 2. When there are more teams than the maximum number permitted in a resurface group:
  - a. For the purpose of establishing draw groups, start with the last-place team and work up to the first-place team to establish the groups permitted in a resurface group. See the table in rule 2923.
  - b. If there are more teams than the maximum permitted, they will be divided into the smallest possible number of equal groups of not more than the maximum permitted.
  - c. If the number of teams is not equally divisible, the last group to skate (the best-placed teams) and as many preceding groups as necessary must contain one more team than the first group to skate (the lowest-placed teams).

- d. Tied teams must be in the same draw group:
    - i. Starting with the lowest-placed team, tied teams in different draw groups will be placed together in the same draw group. The draw group from which the team(s) was (were) removed is reduced accordingly.
    - ii. When one or more tied teams are included in the same draw group, the maximum number of teams permitted in a resurface group may be exceeded by one.
    - iii. If these tied teams increase the maximum group size allowed by two or more, the draw group in question will be divided into two subgroups. One subgroup will consist of these tied teams. The other subgroup will consist of the remaining teams from the group.
    - iv. The movement of tied teams in the event does not affect the other teams. Their assigned draw group does not change.
    - v. When teams are tied, there will be a separate draw before the main draw to determine the draw order for the tied teams.
  - e. Start the draw with the best-placed team. The starting order in each group will be drawn in order of placement.
- 2932** Resurface groups:
- A. If the maximum number of teams allowed in a resurface group is not exceeded, the teams will skate in the same resurface group.
  - B. If the maximum number of teams allowed is exceeded, the draw groups as established are the resurface groups.
- 2933** Promptly following these draws, the starting order will be posted.
- 2940 Practice Ice – Synchronized Skating**
- 2941** Official practice ice at the U.S. Synchronized Skating Championships and synchronized sectional championships is to be conducted in 12-, 11-, 10-, 8- or 7-minute segments.
- 2942** Teams entered in the following events are provided a 7-minute official practice ice segment: preliminary free skate.
- 2943** Teams entered in the following events are provided an 8-minute official practice ice segment: juvenile free skate, open juvenile free skate, pre-juvenile free skate, adult free skate, masters free skate and open collegiate free skate, open adult free skate and open masters free skate.
- 2944** Teams entered in the following events are provided a 10-minute official practice ice segment: senior short program, senior elite 12 short program, junior short program, novice free skate and intermediate free skate.
- 2945** Teams entered in the following events are provided an 11-minute official practice ice segment: junior free skate and collegiate free skate. The skating order for the junior free skate practice ice segment will be determined by the draw for the free skate.
- 2946** Teams entered in the following events are provided a 12-minute official practice ice segment: senior free skate and senior elite 12 free skate. The skating order for the senior free skate and senior elite 12 free skate practice ice segments will be determined by the draw for the free skates.
- 2947** For the practice ice segment for sectional synchronized championships and the U.S. Synchronized Skating Championships, each team will be allowed a short warm-up period prior to the start of the music. Each team will be allowed to have their music played two times. No stopping or restarting of the music will be allowed once the music has been started.
- 2948** For the free skate 7-minute segments, the music will be played for the first time no later than 1½ minutes into the session. The music will be played for the second time no later than 4½ minutes into the session. A 15-second warning announcement will be given prior to the start of the music for each time played. Any time left in the session will be announced at the completion of the playing of the music for the second time.
- 2949** For the free skate 8-minute segments, the music will be played for the first time no later than 1½ minutes into the session. The music will be played for the second time no later than 5 minutes into the session. A 30-second warning announcement will be given prior to the start of the music for each time played. Any time left in the session will be announced at the completion of the playing of the music for the second time.
- 2950** For the short program and free skate 10-minute segments, the music will be played for the first time no later than 1½ minutes into the session. The music will be played for the second time no later than 6 minutes into the session. A 30-second warning announcement will be given prior to the start of the music for each time played. Any time left in the session will be announced at the completion of the playing of the music for the second time.
- 2951** For the free skate 11-minute segments, the music will be played for the first time no later than 1½ minutes into the session. The music will be played for the second time no later than 7 minutes into the session. A 30-second warning announcement will be given prior to the start of the music for each time played. Any time left in the session will be announced at the completion of the playing of the music for the second time.
- 2952** For the free skate 12-minute segments, the music will be played for the first time no later than 1½ minutes into the session. The music will be played for the second time no later than 7 minutes into the session. A 30-second warning announcement will be given prior to the start of the music for each time played. Any time left in the session will be announced at the completion of the playing of the music for the second time.
- 2953** Official practice ice for the U.S. Synchronized Skating Championships will be organized and skated by starting order as defined by the initial draw, except as stated in rules 2945 and 2946.
- 2954** For the U.S. Synchronized Skating Championships, after the first official practice for an event has begun, no team in that event may practice for any length of time on any ice surface outside of the practice ice provided by the organizers.

**Notes**

**Rules for Nonqualifying Competitions**  
**Including: Intercollegiate, Compete USA, Special, Club, Special Olympics, National Showcase,  
National Theatre On Ice, State Games and Skate United**

**3000 Nonqualifying Competitions – Sanctions**

Nonqualifying competitions and non-national special competitions require a sanction from either the appropriate regional vice chair of the Competitions Committee, or in the case of synchronized competitions, the appropriate sectional vice chair of the Synchronized Skating Competitions Subcommittee.

- A. Nonqualifying competitions may be divided into different classes of events with such rules for eligibility in the different classes as the local organizing committee may determine.
- B. Competitions open to skaters of both the United States and Canada require sanctions from both the Competitions Committee and Skate Canada.
- C. A detailed announcement setting forth the specific rules for the competition and for the events offered, as well as procedures that are different from those listed in these rules, must be submitted with the official sanction application to the regional vice chair of approval and sanctioning.
- D. Nonqualifying competitions must not be publicized until the date has been approved by the appropriate regional vice chair of the Competitions Committee or, in the case of synchronized competitions, the appropriate sectional vice chair of the Synchronized Skating Competitions Subcommittee. Nonqualifying competitions must not be held until the announcement has been approved and the sanction awarded.
- E. Disputes over dates for hosting nonqualifying competitions will be arbitrated by the Competitions Committee regional vice chair(s) granting the disputed sanctions. Should agreement between the affected clubs not be achieved, the regional vice chair(s) will have the authority to mandate a solution after consultation with the appropriate sectional vice chair. Should the decision involve more than one regional vice chair and the regional vice chairs are not able to reach an agreement, the chair of the Competitions Committee will mandate the solution. The same procedure will be followed for synchronized events but at the sectional vice chair level.

**3010 Nonqualifying Competitions – Events**

**3011** The local organizing committee of a nonqualifying competition may, with the approval of the appropriate regional vice chair, modify events (such as senior, junior, novice, intermediate, adult, etc.) covered in the rulebook and create events not covered. The rules for all such events must be specified in the competition announcement.

**3012** Skating Skills:

- A. Women and men may compete against each other at all levels.

**3013** Singles and Pairs:

- A. The free skate is performed by each competitor/team individually.
- B. The event may consist of a short program only, a short program and free skate combined or free skate only.
- C. In singles, girls and boys may compete against each other at the pre-juvenile level and lower, and women and men may compete against each other at the adult bronze level and lower if only one eligible competitor enters one of the events. Please see rule 3055 for additional information. If two or more of each gender have entered a level, separate events must be held.

**3014** Ice Dance:

- A. Ice dance may be divided into events consisting of any or all of the following: pattern dance(s), rhythm dance, free dance or solo dance.
- B. When the initial and final rounds in nonqualifying competitions consist of pattern dances:
  1. All couples may skate individually;
  2. All couples may skate in groups not to exceed four couples in each group;
  3. The number of couples may be reduced to four couples who may skate individually or as a group (all couples at once);
- C. Women and men may compete against each other in solo dance competitions. See General Dance Regulations in rule section 8000.

**3015** Qualifying rounds and final rounds are optional in nonqualifying competitions but, if held, notice must appear in the announcement of the competition.

**3020 Nonqualifying Competitions – Announcements**

Announcements for nonqualifying competitions shall contain the following information:

- A. Place
- B. Dates
- C. Projected days of conducting the different events
- D. Date of closing of entries
- E. Amount of entry fee
- F. Where entry is to be sent
- G. Form and size of the rink
- H. Character, nature and requirements of the different events
- I. System of judging (IJS or 6.0) to be used; and if both will be used, which events will be judged under each system

- J. Supplementary conditions of any kind, including the following information:
1. Rules for eligibility for the different classes;
  2. Duration of short program and free skates;
  3. Details of special events (showcase, emotional performance, lyrical pop/character/comedy, compulsory moves, team moves, etc.) including test requirements and duration of programs (if applicable);
  4. Information on events where female and male competitors will be combined;
  5. Information on events where the competitors will be grouped by age;
  6. Ice dance events;
  7. Pattern dances or a system of drawing pattern dances that have been selected by the local organizing committee, e.g. mixed-dance competitions or one-dance competitions;
  8. Number of sequences for each pattern dance that may vary from those set forth in rule 8075;
  9. For ice dance events having both an initial and final round, details of the final round;
  10. Procedure for marking the final round and awarding a placement;
  11. If no final round will be held, the announcement shall state that no final round will be held and that medals and or trophies will be awarded to those specified in the announcement (see rule 3015).
  12. Computation procedures that differ from rule 1060 for the 6.0 system.

### **3030 Nonqualifying Competitions – Officials**

**3031** All referees, assistant referees, judges, technical panel officials, accountants and assistant accountants, except as otherwise prescribed in these rules, must be selected from the official lists set forth in the current directory, be currently registered with U.S. Figure Skating and be otherwise in good standing under U.S. Figure Skating rules.

A. If holding IJS events, the officials must be trained to function in the IJS.

B. Technical specialists and technical controllers at all U.S. Figure Skating sanctioned competitions must be either:

1. Certified by the Technical Panel Management Subcommittee,
2. On the current list of ISU certified technical panel officials, or
3. Certified as a technical official by a member federation of the ISU.

A guest technical panel official need not be a member of U.S. Figure Skating nor a U.S. citizen.

C. Foreign judges/referees recognized by their own associations may judge and/or referee nonqualifying competitions.

**3032** For all sanctioned, nonqualifying competitions, the local organizing committee must select the following officials:

A. A chief referee. Additional referees may be selected at the discretion of the host club.

1. Either the chief referee or the chief accountant (see D below) must be a regional, sectional or national official in the area of service, selected from the official lists. At nonqualifying competitions containing only 6.0 events, the chief referee may be a certified 6.0 singles/pairs referee selected from the official list, and the chief accountant may be a certified 6.0 accountant selected from the official list.
2. The chief referee, if not a certified 6.0, regional, sectional or national referee, must be an official judge;

B. Judges:

1. No fewer than three but no more than nine judges will be assigned to each event of any sanctioned competition. A five-judge panel is recommended.
  - a. An odd number of judges must be used with 6.0 scoring;
  - b. Either an odd or even number of judges may be used in events conducted under the IJS.
2. See rules 3040-3048 for judge types and levels.

C. Technical Panel Officials (for IJS events only, see rule 2133) to include at a minimum:

1. Technical controller
2. Two technical specialists

In an emergency situation, when a shortage of technical panel personnel arises during a competition due to unforeseen circumstances, the chief referee may assign one technical controller and one technical specialist to the technical panel.

D. A chief accountant to calculate results using the calculation computer program selected by U.S. Figure Skating as the official calculation software. Additional accountants may be selected at the discretion of the host club.

1. For competitions holding IJS events and using the IVR judging equipment, a technical accountant to operate the equipment at rink side.

E. Other officials as may be necessary.

**3033** For nonqualifying competitions, members of the same family or close relatives may serve as officials in the same event (e.g. intermediate women group A) provided they are not on the same part of the panel (e.g. both on the technical panel or both on the judging panel (referees are not considered members of the judging panel)).

**3034** A relative of a competitor will not be permitted to referee, judge, serve on the technical panel or act as an accountant in any competitive event in which the competitor is entered. Persons married or closely related to a competitor or paid coach in figure skating will not be permitted to serve as a referee, judge, technical panel member or an accountant in any event in which the competitor or pupil of the paid coach is entered. Teaching/coaching/consulting for competitors, either privately or semi-privately (including e-classes) in, but not limited to, choreography, ballet, gymnastics, ballroom dancing, and/or physical fitness within the past 12 months prohibits one from officiating for skaters who are their pupils.

- 3035** A judge or technical panel member who, during the preceding 12 months, has skated as a partner of a competitor will not serve as an official in any competitive event in which the partner is entered.
- 3036** Synchronized team managers are prohibited from serving as a judge, referee, technical panel official or accountant on an event in which their team is competing and may not serve as a judge, referee, technical panel official or accountant on such an event for 12 months following the termination of their role as team manager.
- A. For the purposes of this rule, a synchronized team manager is a spokesperson for and provides management oversight for a synchronized skating team or teams. Management oversight includes the administrative aspects of conducting business for a team, specifically overseeing and directing the organization and administration of team expenses, travel, accommodations, competition entry forms and rosters, competition and non-competition clothing and all team communications.
- 3037** A list of technical officials certified to officiate U.S. Figure Skating events conducted under the IJS will be published in the directory and will be available on the Members Only site.
- 3038** For information regarding reimbursement of officials, see rule 2150.
- 3039** For information regarding trial judges, see rules 2160-2163.

**3040 Levels of Judges Required for Nonqualifying Competitions**

**3041 RESERVED**

**3042 Judges Required for Singles Events at Competitions (valid through Dec. 31, 2023)**

The competitions to which reference is made in the following rules are those over which U.S. Figure Skating has jurisdiction. See rule DOR 1.02 (B). Only judges certified by the Judges Management Subcommittee in the international judging system (IJS) may officiate at qualifying competition events employing the IJS. The following judges are required to judge singles and pairs events at nonqualifying competitions:

<b>THE FOLLOWING CHART IS VALID THROUGH DEC. 31, 2023</b>								
<b>Judges Required for Singles Events</b>		<b>Singles/Pairs Judge Classifications</b>						
		<b>Bronze Singles Test Judge (BRZ)</b>	<b>Silver Singles Test Judge (SLV)</b>	<b>Gold Singles Test Judge (GLD)</b>	<b>Non-qualifying Singles Judge (NQ)</b>	<b>Regional S/P Judge (REG)</b>	<b>Sectional S/P Judge (SEC)</b>	<b>National S/P Judge (NAT)</b>
<b>Nonqualifying Competitions – Events and Levels</b>	<b>No Test Singles</b>	J	J	J	J(1)	J	J	J
	<b>Pre-Preliminary Singles</b>	J	J	J	J(1)	J	J	J
	<b>Preliminary Singles</b>	J	J	J	J(1)	J	J	J
	<b>Pre-Juvenile Singles</b>	J	J	J	J(1)	J	J	J
	<b>Juvenile Singles</b>	J	J	J	J(1)	J	J	J
	<b>Intermediate Singles</b>	J	J	J	J(1)	J	J	J
	<b>Novice Singles</b>	J	J	J	J(1)	J	J	J
	<b>Junior Singles</b>			J	J(1)	J	J	J
	<b>Senior Singles</b>			J	J(1)	J	J	J
	<b>Adult Pre-Bronze Singles</b>	J	J	J	J(1)	J	J	J
	<b>Adult Bronze Singles</b>	J	J	J	J(1)	J	J	J
	<b>Adult Silver Singles</b>	J	J	J	J(1)	J	J	J
	<b>Adult Gold Singles</b>		J	J	J(1)	J	J	J
	<b>Masters Jr-Sr Singles</b>		J	J	J(1)	J	J	J
	<b>Masters Int-Nov Singles</b>		J	J	J(1)	J	J	J

J = Qualified to judge events at competitions without limitation

J(1) = Qualified to judge events at nonqualifying competitions as a one-judge minority of the panel

**3042 Judges Required for Singles and Pairs Events at Nonqualifying Competitions (valid beginning Jan. 1, 2024)**

The competitions to which reference is made in the following rules are those over which U.S. Figure Skating has jurisdiction. See rule DOR 1.02 (B). The following judges are required to judge singles and pairs events at nonqualifying competitions:

<b>THE FOLLOWING CHART IS VALID BEGINNING JAN. 1, 2024</b>					
<b>Judges Required for Nonqualifying Singles and Pairs Events</b>	<b>Singles/Pairs Judge Classifications</b>				
	<b>Certified 6.0 Singles Judge</b>	<b>Nonqualifying Singles Judge</b>	<b>Qualifying Singles/Pairs Judge</b>	<b>Sectional Singles/Pairs Judge</b>	<b>National Singles/Pairs Judge</b>
<b>6.0 Singles Events (all levels)</b>	J	J	J	J	J
<b>IJS Singles Events (all levels)</b>		J	J	J	J
<b>Pairs Events (all levels)</b>			J	J	J

J = Qualified to judge events at competitions without limitation

**3043 Judges Required for Pairs Events at Competitions (valid through Dec. 31, 2023\*)**

The competitions to which reference is made in the following rules are those over which U.S. Figure Skating has jurisdiction. See rule DOR 1.02 (B). Only judges certified by the Judges Management Subcommittee in the international judging system (IJS) may officiate at qualifying competition events employing the IJS. The following judges are required to judge singles and pairs events at nonqualifying competitions:

<b>THE FOLLOWING CHART IS VALID THROUGH DEC. 31, 2023</b>							
<b>Judges Required for Pairs Events</b>		<b>Singles/Pairs Judge Classifications</b>					
		<b>Bronze Singles Test Judge (BRZ)</b>	<b>Silver Singles Test Judge (SLV)</b>	<b>Gold Singles Test Judge (GLD)</b>	<b>Regional S/P Judge (REG)</b>	<b>Sectional S/P Judge (SEC)</b>	<b>National S/P Judge (NAT)</b>
<b>Nonqualifying Competitions – Events and Levels</b>	<b>Juvenile Pair</b>	P	P	P	J	J	J
	<b>Intermediate Pair</b>	P	P	P	J	J	J
	<b>Novice Pair</b>	P	P	P	J	J	J
	<b>Junior Pair</b>			P	J	J	J
	<b>Senior Pair</b>			P	J	J	J
	<b>Centennial Pair</b>		P	P	J	J	J
	<b>Adult Bronze Pair</b>	P	P	P	J	J	J
	<b>Adult Silver Pair</b>	P	P	P	J	J	J
	<b>Adult Gold Pair</b>		P	P	J	J	J
	<b>Masters Pair</b>		P	P	J	J	J

J = Qualified to judge events at competitions without limitation

J(1) = Qualified to judge events at nonqualifying competitions as a one-judge minority of the panel

P = Qualified to judge pair events at nonqualifying competitions if certified for pairs

\*FOR REQUIREMENTS BEGINNING JAN. 1, 2024, SEE APPLICABLE TABLE IN RULE 3042.



**3044 Judges Required for Partnered Dance Events at Competitions (valid through Dec. 31, 2023)**

The competitions to which reference is made in the following table are those over which U.S. Figure Skating has jurisdiction. See rule DOR 1.02 (B). Only judges certified by the Judges Management Subcommittee in the international judging system (IJS) may officiate at qualifying competition events employing the IJS. The following judges are required to judge partnered dance events at nonqualifying competitions:

<b>THE FOLLOWING CHART IS VALID THROUGH DEC. 31, 2023</b>								
<b>Judges Required for Partnered Dance Events</b>		<b>Dance Judge Classifications</b>						
		<b>Bronze Dance Test Judge (BRZ)</b>	<b>Silver Dance Test Judge (SLV)</b>	<b>Gold Dance Test Judge with &amp; w/o Intl Cert (GLD) (G/I)</b>	<b>Nonqualifying Dance Judge (NQ)</b>	<b>Novice Sectional Dance Judge (NV/S)</b>	<b>Sectional Dance Judge (SEC)</b>	<b>National Dance Judge (NAT)</b>
<b>Nonqualifying Competitions – Events and Levels</b>	<b>Pre-Juvenile Dance</b>	J	J	J	J(1)	J	J	J
	<b>Juvenile Dance</b>	J	J	J	J(1)	J	J	J
	<b>Intermediate Dance</b>	J	J	J	J(1)	J	J	J
	<b>Novice Dance</b>			J	J(1)	J	J	J
	<b>Junior Dance</b>			J	J(1)	J	J	J
	<b>Senior Dance</b>			J	J(1)	J	J	J
	<b>Adult Pre-Bronze Dance</b>	J	J	J	J(1)	J	J	J
	<b>Adult Bronze Dance</b>	J	J	J	J(1)	J	J	J
	<b>Adult Pre-Silver Dance</b>	J	J	J	J(1)	J	J	J
	<b>Adult Silver Dance</b>	J	J	J	J(1)	J	J	J
	<b>Adult Pre-Gold Dance</b>			J	J(1)	J	J	J
	<b>Adult Gold Dance</b>			J	J(1)	J	J	J
	<b>Masters Open Dance</b>			J	J(1)	J	J	J
<b>Centennial Dance</b>			J	J(1)	J	J	J	

J = Qualified to judge events without limitation

J(1) = Qualified to judge events at nonqualifying competitions as a one-judge minority of the panel

**3044 Judges Required for Dance Events at Nonqualifying Competitions (valid beginning Jan. 1, 2024)**

The competitions to which reference is made in the following table are those over which U.S. Figure Skating has jurisdiction. See rule DOR 1.02 (B). The following judges are required to judge dance events at nonqualifying competitions:

<b>THE FOLLOWING CHART IS VALID BEGINNING JAN. 1, 2024</b>					
<b>Judges Required for Nonqualifying Solo and Partnered Dance Events</b>	<b>Dance Judge Classifications</b>				
	<b>Certified 6.0 Dance Judge</b>	<b>Nonqualifying Dance Judge</b>	<b>Qualifying Dance Judge</b>	<b>Sectional Dance Judge</b>	<b>National Dance Judge</b>
<b>6.0 Solo Dance Events (all levels)</b>	J	J	J	J	J
<b>IJS Solo Dance Events (all levels)*</b>		J	J	J	J
<b>6.0 Partnered Dance Events (all levels)</b>	J	J	J	J	J
<b>Partnered Dance Events (all levels)</b>		J	J	J	J

J = Qualified to judge events without limitation

\*For solo dance series requirements, see the Solo Dance Series Handbook for the current season

**3045 Judges Required for Solo Dance Events at Competitions (valid through Dec. 31, 2023\*)**

The competitions to which reference is made in the following table are those over which U.S. Figure Skating has jurisdiction. See rule DOR 1.02 (B). Only judges certified by the Judges Management Subcommittee in the international judging system (IJS) may officiate at qualifying competition events employing the IJS. The following judges are required to judge solo dance events at nonqualifying competitions:

<b>THE FOLLOWING CHART IS VALID THROUGH DEC. 31, 2023</b>								
<b>Judges Required for Solo Dance Events</b>		<b>Dance Judge Classifications</b>						
		<b>Bronze Dance Test Judge (BRZ)</b>	<b>Silver Dance Test Judge (SLV)</b>	<b>Gold Dance Test Judge with &amp; w/o Intl Cert (GLD) (G/I)</b>	<b>Non-qualifying Dance Judge (NQ)</b>	<b>Novice Sectional Dance Judge (NV/S)</b>	<b>Sectional Dance Judge (SEC)</b>	<b>National Dance Judge (NAT)</b>
<b>Nonqualifying Competitions – Events and Levels</b>	<b>Pre-Juvenile Solo Dance</b>	J	J	J	J(1)	J	J	J
	<b>Juvenile Solo Dance</b>	J	J	J	J(1)	J	J	J
	<b>Intermediate Solo Dance</b>	J	J	J	J(1)	J	J	J
	<b>Novice Solo Dance</b>		J	J	J(1)	J	J	J
	<b>Junior Solo Dance</b>		J	J	J(1)	J	J	J
	<b>Senior Solo Dance</b>		J	J	J(1)	J	J	J
	<b>Preliminary Solo Dance</b>	J	J	J	J(1)	J	J	J
	<b>Pre-Bronze Solo Dance</b>	J	J	J	J(1)	J	J	J
	<b>Bronze Solo Dance</b>	J	J	J	J(1)	J	J	J
	<b>Pre-Silver Solo Dance</b>		J	J	J(1)	J	J	J
	<b>Silver Solo Dance</b>		J	J	J(1)	J	J	J
	<b>Pre-Gold Solo Dance</b>		J	J	J(1)	J	J	J
	<b>International Solo Dance</b>		J	J	J(1)	J	J	J
	<b>Gold Solo Dance</b>		J	J	J(1)	J	J	J
	<b>Adult Bronze Solo Dance</b>	J	J	J	J(1)	J	J	J
	<b>Adult Pre-Silver Solo Dance</b>	J	J	J	J(1)	J	J	J
	<b>Adult Silver Solo Dance</b>	J	J	J	J(1)	J	J	J
	<b>Adult Pre-Gold Solo Dance</b>		J	J	J(1)	J	J	J
<b>Adult Gold Solo Dance</b>		J	J	J(1)	J	J	J	

J = Qualified to judge events without limitation

J(1) = Qualified to judge events at nonqualifying competitions as a one-judge minority of the panel

\*FOR REQUIREMENTS BEGINNING JAN. 1, 2024, SEE APPLICABLE TABLE IN RULE 3044.

**3046 Judges Required for Synchronized Events at Competitions (valid through Dec. 31, 2023)**

The competitions to which reference is made in the following table are those over which U.S. Figure Skating has jurisdiction. See rule DOR 1.02 (B). Only judges certified by the Judges Management Subcommittee in the international judging system (IJS) may officiate at qualifying competition events employing the IJS. The following judges are required to judge synchronized events at nonqualifying competitions:

<b>THE FOLLOWING CHART IS VALID THROUGH DEC. 31, 2023</b>			
<b>Judges Required for Synchronized Events</b>	<b>Synchronized Judge Classifications</b>		
	<b>Nonqualifying (NQ)</b>	<b>Sectional (SEC)</b>	<b>National (NAT)</b>
<b>Nonqualifying Synchronized Competitions (all levels)</b>	J	J	J

J = Qualified to judge events at competitions without limitation

**3046 Judges Required for Synchronized Events at Competitions (valid beginning Jan. 1, 2024)**

The competitions to which reference is made in the following table are those over which U.S. Figure Skating has jurisdiction. See rule DOR 1.02 (B). Only judges certified by the Judges Management Subcommittee in the international judging system (IJS) may officiate at qualifying competition events employing the IJS. The following judges are required to judge synchronized events at nonqualifying competitions:

<b>THE FOLLOWING CHART IS VALID BEGINNING JAN. 1, 2024</b>				
<b>Judges Required for <u>Nonqualifying</u> Synchronized Events</b>	<b>Synchronized Judge Classifications</b>			
	<b><u>Certified 6.0 Synchronized Judge</u></b>	<b>Nonqualifying Synchronized Judge</b>	<b>Sectional Synchronized Judge</b>	<b>National Synchronized Judge</b>
<b><u>6.0 Synchronized Events (all levels)</u></b>	J	J	J	J
<b><u>IJS Synchronized Events (all levels)</u></b>		J	J	J

J = Qualified to judge events at competitions without limitation

**3047 Judges Required for Showcase Events at Competitions**

The competitions to which reference is made in the following rules are those over which U.S. Figure Skating has jurisdiction. See rule DOR 1.02 (B). The following judges are required to judge showcase events at nonqualifying competitions:

<b>Judges Required for Showcase Events</b>	<b>Judge Classifications</b>			
	<b>National Showcase Judge</b>	<b>Singles/Pairs Judges - All Classifications*</b>	<b>Dance Judges - All Classifications*</b>	<b>Synchronized Judges - All Classifications*</b>
<b>Showcase Events at Nonqualifying Competitions (all levels)</b>	J	J	J	J
<b>National Showcase (all levels)</b>	J			

J = Qualified to judge events at competitions without limitation

\*Nonqualifying singles/pairs judges, nonqualifying dance judges and nonqualifying synchronized judges can only judge showcase events as a one-judge minority of the panel. *(NOTE: THIS MINORITY LIMITATION ON NONQUALIFYING JUDGES WILL NO LONGER BE IN EFFECT AFTER DEC. 31, 2023.)*

**3048 Judges Required for Theatre On Ice Events at Competitions (valid through Dec. 31, 2023)**

The competitions to which reference is made in the following rules are those over which U.S. Figure Skating has jurisdiction. See rule DOR 1.02 (B). The following judges are required to judge Theatre On Ice events at nonqualifying competitions:

<b>THE FOLLOWING CHART IS VALID THROUGH DEC. 31, 2023</b>						
<b>Judges Required for Theatre On Ice Events</b>	<b>Theatre On Ice (TOI) Judge Classifications</b>			<b>Singles/Pairs Judges - All Classifications*</b>	<b>Dance Judges - All Classifications*</b>	<b>Synchronized Judges - All Classifications*</b>
	<b>Nonqualifying TOI Judge</b>	<b>National Novice TOI Judge</b>	<b>National TOI Judge</b>			
<b>Theatre On Ice Events at Nonqualifying Competitions (all levels)*</b>	J	J	J	J	J	J
<b>National Theatre On Ice (novice and lower events)</b>		J	J			
<b>National Theatre On Ice (junior and senior events)</b>			J			

J = Qualified to judge events at competitions without limitation

\*Nonqualifying singles/pairs judges, nonqualifying dance judges and nonqualifying synchronized judges can only judge Theatre On Ice events as a one-judge minority of the panel.

**3048 Judges Required for Theatre On Ice Events at Competitions (valid beginning Jan. 1, 2024)**

The competitions to which reference is made in the following rules are those over which U.S. Figure Skating has jurisdiction. See rule DOR 1.02 (B). The following judges are required to judge Theatre On Ice events at nonqualifying competitions:

<b>THE FOLLOWING CHART IS VALID BEGINNING JAN. 1, 2024</b>						
<b>Judges Required for Theatre On Ice Events</b>	<b>Theatre On Ice (TOI) Judge Classifications</b>			<b>Singles/Pairs Judges - All Classifications*</b>	<b>Dance Judges - All Classifications*</b>	<b>Synchronized Judges - All Classifications*</b>
	<b>Nonqualifying TOI Judge</b>	<b>Qualifying TOI Judge</b>	<b>National TOI Judge</b>			
<b>Theatre On Ice Events at Nonqualifying Competitions (all levels)*</b>	J	J	J	J	J	J
<b>National Theatre On Ice (novice and lower events)</b>		J	J			
<b>National Theatre On Ice (junior and senior events)</b>			J			

J = Qualified to judge events at competitions without limitation

### **3050 Nonqualifying Competitions – Entries**

- 3051** Entries for nonqualifying competitions may be accepted after the date for closing of the entries at the discretion of the committee in charge of the competition, except that no entry need be accepted if received within 48 hours of the time for starting the first event of the competition. See rule 3055 for required numbers of entries.
- 3052** Entries of competitors who are members of clubs must be approved by the appropriate club officials. Entries must include the entrants' registration numbers.
- 3053** Clubs are permitted to enter more than one synchronized skating team in the same level.
- 3054** If competing in an IJS event, each skater, pair, couple or team will submit a planned program content sheet (PPCS) for each segment of their competitive event indicating the elements planned for the program listed in the order to be skated.
- 3055** At nonqualifying competitions, if only one eligible competitor/team enters an event, the competitor/team will be offered the option to skate an exhibition, compete in an equivalent event one level above or one level below (as qualified by test level) or, for pre-juvenile and lower and adult bronze and lower singles events, compete in an equivalent event against skaters of the opposite gender.
- A. If said competitor chooses to skate an exhibition, judges will award their marks according to the rules and the applicable judging system used, and the competitor/team will receive first place.
- B. If said competitor chooses to compete in an equivalent event against skaters of the opposite gender, the skater will be entered accordingly.
- C. If said competitor/team chooses not to skate, the entry fee will be refunded, and the event will be cancelled.
- 3056** If more than one competitor/team enters but, due to withdrawals, only one competitor/team appears at an event, the referee will offer the competitor/team the option to skate. If the competitor/team chooses to skate, judges will award their marks according to the rules and the applicable judging system used, and the competitor/team will receive first place. If the competitor/team chooses not to skate, the entry fee will be refunded.
- 3057** Postponement of the competition will extend the time of closing entries to a date to be fixed by the committee in charge, and notice shall be given to all entrants. Entries already made may be withdrawn before the postponed date of closing entries.
- 3058** Once entries have closed, entry fees are only refundable if the competition is not held.

### **3060 Nonqualifying Competitions – Eligibility to Compete**

#### **3061 Eligibility to Compete – Singles, Pairs and Ice Dance**

- A. In order to enter nonqualifying competitions, a person must be: (1) an eligible person, restricted person, reinstated eligible person or readmitted person as defined in the Eligibility Rules; (2) a member of a member club, a collegiate club or an individual member; (3) currently registered; and (4) otherwise eligible under these rules except as stated below.
1. Non-U.S. citizens from Canada and U.S. citizens who have been released by U.S. Figure Skating to represent Canada may be permitted to enter nonqualifying competitions if the competition is also sanctioned by Skate Canada.
  2. Non-U.S. citizens from countries other than Canada who have documentation that they are in good standing with their own national federation and have permission from said federation to compete in U.S. Figure Skating sanctioned competitions or have requested release from said federation may be permitted to enter nonqualifying competitions.
  3. U.S. citizens who have been released by U.S. Figure Skating to represent a foreign federation must represent said federation at nonqualifying competitions. Those released to represent a foreign federation other than Canada must have documentation that they are in good standing with and have permission to compete in U.S. Figure Skating sanctioned nonqualifying competitions from said federation.
- B. Any member of U.S. Figure Skating who also represents a foreign federation must represent that foreign federation in any U.S. Figure Skating sanctioned nonqualifying competitions in which the member participates. All other members of U.S. Figure Skating must represent their designated home club in any competition as set forth in rule MR 10.01.

#### **3062 Eligibility to Compete – Synchronized Skating**

- A. No synchronized team is eligible to enter any nonqualifying synchronized skating competition without a registration for the current skating year (see rule section MR 40.00). The registration number will be required on all competition entry forms.
- B. For collegiate team level eligibility requirements, see rule 2223.
- C. All members of synchronized skating teams must be eligible persons or reinstated persons and registered skaters. See Eligibility Rules. If a team represents a club, all team members must be members of the club the team represents, but it is not necessary for it to be their home club.

D. Documents required for nonqualifying competitions:

1. All levels except collegiate must provide proof of age (i.e. copy of birth certificate, passport, driver's license, notarized affidavit, etc.) if so requested by the referee of the competition in which the team is entered. Proof of age must be provided:
  - a. At accreditation if requested prior to the start of the competition, or
  - b. Within 24 hours of being requested by the referee.Failure to furnish the requested proof will result in retroactive disqualification of the member's team.
2. Collegiate and open collegiate teams must provide certification from their college or university that each team member is a full-time student.

**3063 Eligibility to Compete – Intercollegiate Competitions**

In addition to meeting the usual eligibility requirements, all skaters in intercollegiate competitions must represent their college/university and be full-time students at the college/university they represent as of the closing date for entries. Skaters may be part-time at the college/university that they represent as of the closing date for entries only in their final term if documentation can be provided that they are enrolled, and the final credits for which they are registered will complete their degree requirements.

**3064 Skating Accommodations Memorandum (S.A.M.) for Nonqualifying Competitions**

A singles skater with a documented physical disability, as defined by the Americans with Disabilities Act (ADA), may request exemption from certain technical rules or element requirements or expectations on the basis that such rule or requirement penalizes them in the assessment.

- A. The skater will submit the Request for Skating Accommodations Memorandum form to the Adaptive Skating Subcommittee national vice chair.
- B. The Adaptive Skating Subcommittee national vice chair will consult with the appropriate Sports Sciences and Medicine Committee specialist to assess the request.
- C. A response to the request will be provided to the skater within 30 days of submission.
  1. If the request is approved, the skater will be provided with the appropriate Skating Accommodation Memorandum (S.A.M.) to be used at U.S. Figure Skating sanctioned nonqualifying competition(s) for the date(s) provided.
  2. The skater will notify the competition chief referee about the S.A.M. by the entry deadline for the applicable competition. The chief referee will inform the event referee(s) about any S.A.M. information received as relevant to their event(s), and the event referee will inform the judging panel as necessary.

**3100 Rules for Compete USA Competitions**

**3110 Compete USA Competitions – Approvals**

**3111** Compete USA competitions may include events for skaters who have passed no higher than the preliminary singles test, pre-bronze pattern dance test or adult bronze singles test without applying for a U.S. Figure Skating sanction. However, an approval number is required and may be obtained from the appointed Learn to Skate USA® representatives. See also rule 3112.

**3112** When a Compete USA competition is held in conjunction with a sanctioned nonqualifying competition, an approval number as required by rule 3111 above must still be obtained.

**3120 Compete USA Competitions – Officials**

**3121** For Compete USA competitions, three judges not related to the competitors are required for each event. Judges may be any official U.S. Figure Skating or Skate Canada judge or any other qualified eligible or ineligible person in skating who is a U.S. Figure Skating member and/or a Learn to Skate USA® member.

**3122** For Compete USA competitions, the member club or other organization sponsoring and conducting the competition shall approve all judges and officials. All persons serving as judges and officials shall be at least 16 years of age.

**3130 Compete USA Competitions – Announcements**

**3131** For all Compete USA competitions, a copy of the announcement and an approval request shall be sent to the appointed Learn to Skate USA® representative for approval and issuance of a Compete USA approval number 30 days prior to the release of the competition announcement to the public. The approval is to be publicly displayed during the competition.

**3132** Compete USA competitions will follow the event structure as outlined in the Compete USA Manual. Any registered Learn to Skate USA® program may conduct a Compete USA competition.

**3133** When Compete USA competitions are held on the home ice of a U.S. Figure Skating member club, the member club shall be designated as the sponsoring club.

**3134** Compete USA competitions may be:

- A. "In house" — the competition is available only to those skaters who are members of the club or program conducting the competition, or
- B. "Open" — the competition is available to any registered U.S. Figure Skating Learn to Skate USA® member or full U.S. Figure Skating member.

### **3200 Rules for Special Competitions**

Special competitions require a sanction from the appropriate regional vice chair.

- A. A special competition is one that for novelty or other sufficient reason is considered desirable but cannot be conducted under other competition rules.
- B. Rules pertaining to the conduct of qualifying competitions are optional for special competitions. Such rules include:
  - 1. Selection and posting of pattern dances and rhythm dance rhythms;
  - 2. Seeding;
  - 3. Initial starting order and warm-up groups;
  - 4. Subsequent starting order and warm-up groups;
  - 5. Authorized systems of judging;
  - 6. Computations for placements;
  - 7. Officials from the official lists are not required so long as the chief referee or the chief accountant is so qualified.
- C. For application of other rules, a special competition is to be considered a sanctioned nonqualifying competition. All entrants must be at least a U.S. Figure Skating registered Learn to Skate USA<sup>®</sup> member.

### **3300 Rules for Club Competitions and Special Olympics**

**3301** Other types of nonqualifying competitions that can be held without a U.S. Figure Skating sanction:

- A. Club competitions:
  - 1. Club officers or other authorities may make special rules for closed club competitions without obtaining the consent of the chair or appropriate sectional or regional vice chair of the Competitions Committee, provided that such rules do not violate U.S. Figure Skating rules on eligibility.
  - 2. Ineligible persons are not permitted to compete in club competitions.
  - 3. Competitors must be U.S. Figure Skating members and members of the club, and entries must not be contingent on nor include special memberships.
- B. Special Olympics:

Registered Special Olympics skaters may participate in any event only for Special Olympics athletes without jeopardizing their eligible skater status. See PSER 4.13 (G).

### **3310 Club Competitions – Officials**

For club competitions, referees, judges and accountants may be selected at the discretion of the officers of the club conducting the competition, although it is recommended that persons from the official lists be selected whenever possible. Any qualified eligible person or reinstated person may act as a referee, judge or accountant in club competitions, but restricted and ineligible persons may not.

### **3400 Rules for Showcase Competitions**

For the recommended conduct of showcase competitions, refer to the Nonqualifying and National Showcase Competition Guidelines and Procedures posted on the Members Only site and rule 3047.

### **3500 Rules for Theatre On Ice Competitions**

For the recommended conduct of Theatre On Ice competitions, refer to the Theatre On Ice Guidelines and Procedures posted on the Members Only site and rule 3048.

### **3600 Rules for ISI Competitions**

U.S. Figure Skating eligible skaters may participate in figure skating competitions endorsed by the ISI without the need for a separate U.S. Figure Skating sanction, provided the competition is within the scope of the Policy on Participation in ISI-Endorsed Recreational Activities, and the skater's qualifications are within the special grant of permission as recognized in said policy. If the skater's qualifications are outside the scope of the special grant of permission, the skater's participation must be approved by U.S. Figure Skating under a separate sanctioning procedure.

### **3700 Rules for State Games Competitions**

**3701** Eligible State Games are defined as those games recognized as State Games by the United States Olympic and Paralympic Committee (USOPC) and whose host state State Games Organization is a member in good standing with the National Congress of State Games.

**3702** State Games figure skating competitions not abiding by this rule section 3700 will not be sanctioned by U.S. Figure Skating as a legitimate State Games competition but, if qualified, may be sanctioned as a nonqualifying competition.

**3703** All U.S. Figure Skating competition rules apply to State Games competitions except as specifically and otherwise stated in this rule section 3700 or as may be specifically exempted or excluded in U.S. Figure Skating competition rules.

### **3710 State Games – Sanctions**

**3711** All recognized State Games require a sanction application to be filed by a U.S. Figure Skating host club to the national vice chair of the State Games Subcommittee at least 60 days prior to the competition accompanied by the corresponding announcement for the competition. If the State Games requesting the sanction is receiving financial aid from U.S. Figure Skating pursuant to rule 3752, the sanction application must also include an agreement entered into between a U.S. Figure Skating host club and the respective State Games organization as well as a list of U.S. Figure Skating officials participating. The national vice chair may reject any application for any good and sufficient reason.

**3712** State Games competitions occurring in states not recognized by the National Congress of State Games will not be recognized by U.S. Figure Skating as a State Games competition. Such non-recognized State Games competitions must request a sanction as a standard nonqualifying competition, club competition or special competition as described in rules 3000, 3200 or 3301. A current list of State Games recognized by the National Congress of State Games will be maintained and available from the national vice chair of the State Games Subcommittee. The list will be updated following the annual fall meeting of the National Congress of State Games.

**3720 State Games – Officials**

**3721** Officials for all events of the competition must be qualified U.S. Figure Skating officials chosen from U.S. Figure Skating official lists, except that Compete USA events may be judged by any qualified eligible or ineligible person who is a U.S. Figure Skating member and/or Learn to Skate USA® member and is 16 years of age or older.

**3730 State Games – Eligibility to Compete**

**3731** State Games competitions are open to any skater who is a resident of the state hosting the games; a resident of a neighboring state, if the neighboring state is a member of the National Congress of State Games and there is an agreement between both states that allows it; or a resident of a neighboring state that is not a member of the National Congress of State Games if the host state allows it. The skater may be affiliated or unaffiliated with an organization such as U.S. Figure Skating or ISI; however, skaters affiliated with U.S. Figure Skating must be eligible to compete according to U.S. Figure Skating Eligibility Rules.

**3732** If a skater’s residency changes during the calendar year, the skater may participate in the State Games competition of the new state of residency, if eligible in all other respects, provided they have not participated in a State Games of another state during the same calendar year. Synchronized teams are an exception (See rule 3733). Each state may have the option of expanding its eligibility requirements.

**3733** Skaters may participate as a member of a synchronized team in a state other than their resident state if 50 percent or more of the team is comprised of residents of the state hosting the competition. Skaters participating on such a team must limit their State Games synchronized team participation to a single State Games competition in any given calendar year and may not participate in any non-synchronized skating events (e.g. solo events) at the State Games in which they are a non-resident. The skater may, however, compete as a member of a synchronized team in the non-resident state and also in solo events in the skater’s resident state in the same calendar year.

**3734** An eligible person in skating who is not a member of U.S. Figure Skating may enter the figure skating events of State Games, which are recognized by the USOPC and sanctioned by U.S. Figure Skating, if otherwise eligible to do so. Entrants in figure skating events of State Games are not subject to rule 3055. If only one competitor is entered in an event, the event may be held.

**3740 State Games – Conduct of Competitions**

**3741** Specific rules for individual State Games figure skating competitions will be designed cooperatively by the national vice chair of the State Games Subcommittee, the club hosting the competition and the State Games organization in the respective state.

**3742** The proposed competition announcement must be reviewed by the national vice chair of the State Games Subcommittee and the chief referee of the competition prior to publication. The announcement must be consistent with rule 3020.

**3750 State Games – Expenses and Reports**

**3751** The expenses of any State Games competition such as advertising, program, prizes, expenses of judges, referees and accountants and all other expenses will be met by the state hosting the competition in accordance with the agreement entered into between the host club and the respective State Games organization.

**3752** U.S. Figure Skating financial assistance may be provided to State Games competitions to help defray officials’ expenses on a case-by-case basis. Assistance will be at the discretion of the national vice chair of the State Games Subcommittee. No financial assistance will be provided prior to the timely submission of a complete financial statement detailing the income and expenses for the event.

**3753** Within 50 days of the last day of competition, a summary report of the competition and, if U.S. Figure Skating financial assistance was provided, a financial statement must be filed with the national vice chair of the State Games Subcommittee and U.S. Figure Skating headquarters. Failure to submit final reports and financial statements may result in the denial of a sanction the following year and any agreed upon assistance from the U.S. Figure Skating State Games budget.

**3800 Skate United Events at Nonqualifying and Compete USA Competitions**

**3801** The Skate United competition track is for athletes who have physical disabilities, as defined by the Americans with Disabilities Act (ADA). Competitions offering singles events (such as free skate, jumps or spins) will provide comparable events for Skate United athletes.

- A. Athletes competing within the Skate United track will be placed in separate Skate United groups for their test level. See rule 3055 for events with only one eligible competitor/team.
- B. Requirements for the Skate United events will be the same as for the equivalent standard events.
  1. Skate United athletes who need additional accommodations may also apply for a Skating Accommodations Memorandum as outlined in rule 3064.
- C. The 6.0 judging system must be used for Skate United events.



## Rules for Holding Test Sessions

### 4000 Qualifications to Take Tests

- 4001** The official tests of U.S. Figure Skating may be taken by all persons who are members of a member club, a collegiate club or individual members who are currently registered with U.S. Figure Skating and are otherwise qualified under these rules, as well as by members of a member association of the ISU. Each candidate must present a current registration card before taking a test.
- A. For age and prerequisite qualifications to take a test, please see rules 5010-5014 (skating skills tests), 6210-6214 (singles tests), 7210-7212 (pair tests), 8210-8219 (pattern dance tests), 8310-8312 (partnered free dance tests) and 8360-8361 (solo free dance tests).
- B. Skaters who have not tested in the United States but have tested or competed under ISU federations may apply to have their credentials evaluated for placement within the U.S. test and competition structure. Application should be made to the chairs of the Tests and Competitions Committees jointly.
- 4002** A candidate will not be eligible to take a higher-level test until all of the preceding tests in the same category have been passed or completed except as otherwise specified in these rules. A certificate or other satisfactory evidence of the highest test previously passed or completed must be presented before taking a test.
- 4003** **Waiting period for tests marked “retry”**
- A. The following tests, when marked “retry,” may not be retaken prior to the 13th day following the date of the original test. Example: A test taken on May 1 and marked “retry” may not be retaken before May 14, the 14th being the 13th day following the date of the original test. For the purposes of this rule, a skating skills test taken as an adult 50+ candidate is considered the same as the same level skating skills test taken as an adult 21+ or standard candidate.
1. All skating skills tests;
  2. Standard pre-bronze, preliminary, pre-preliminary, adult bronze, adult pre-bronze, and adaptive skating singles tests;
  3. All partnered pattern dance tests;
  4. All solo pattern dance tests;
  5. All adult pair tests;
  6. Adult partnered and solo free dance tests;
  7. All figure tests.
- B. There will be no waiting period for standard singles, pair, partnered free dance or solo free dance tests marked “retry” at the bronze level or higher, or adult singles tests at the silver level or higher. Tests may only be taken one time per calendar day. If a candidate is submitting an IJS protocol from a U.S. Figure Skating sanctioned nonqualifying competition for test credit, the waiting period does not apply.
- 4004** Skate Canada members who have passed the Skate Canada gold free skate, senior competitive pairs or gold dance tests may apply for permission to take the U.S. Figure Skating standard gold singles test, standard gold pair test, standard gold pattern dance test (lead or follow) and/or standard gold free dance test, respectively, provided such candidates present permission in writing from their home club, a Skate Canada test registration card and a test certificate evidencing the fact that such candidates have passed the comparable Skate Canada test. Prior to taking the U.S. Figure Skating standard gold singles or standard gold pair tests, candidates must first pass the U.S. Figure Skating gold skating skills test. Prior to taking the U.S. Figure Skating standard gold free dance test, candidates must first pass the U.S. Figure Skating standard gold pattern dance test (lead or follow). The foregoing rule is based upon a reciprocal arrangement with Skate Canada.
- 4005** Skating Accommodations Memorandum (S.A.M.) for Testing
- A singles skater with a documented physical disability, as defined by the Americans with Disabilities Act (ADA), may request exemption from certain technical rules or element requirements or expectations for skating skills or singles tests on the basis that such rule or requirement penalizes them in the assessment.
- A. The skater will submit the Request for Skating Accommodations Memorandum form to the Adaptive Skating Subcommittee national vice chair.
- B. The Adaptive Skating Subcommittee national vice chair will consult with the appropriate Sports Sciences and Medicine Committee specialist to assess the request.
- C. A response to the request will be provided to the skater within 30 days of submission.
1. If the request is approved, the skater will be provided with the appropriate Skating Accommodations Memorandum (S.A.M.) to be used at U.S. Figure Skating test sessions for the date(s) provided.
  2. The skater will notify the test chair about the S.A.M. by the deadline for the applicable test session. The test chair will provide the information to the judging panel.

#### **4100 Procedure for Holding a Test Session**

**4101** Tests must be held only under the auspices and control of a member club (see rule PSER 6.01 (A)(1)), the principal skating headquarters of which is defined as the address at which a club conducts the majority of its skating sessions. Tests may also be held by collegiate clubs provided they elect/appoint a test chair and adhere to all test rules. Candidates may apply for test credit (per test order and prerequisite rules) by achieving the minimum defined passing scores for the discipline and level based on their IJS protocol at a U.S. Figure Skating sanctioned nonqualifying competition (see rule 4200).

**4102** If a member club desires to conduct tests at the principal skating headquarters of another member club, the prior consent of the latter is required per MR 7.01 (B).

**4103** The test chair or duly authorized representative of a member club will establish the time schedule and order of skating for any test session conducted by the club, as well as any priorities to be followed by candidates desiring to take such tests, subject to the limitation that the privilege to take such tests must not be unreasonably withheld from members in good standing with U.S. Figure Skating and with their home club as defined in MR 10.01, if any, including members of U.S. Figure Skating clubs other than the club conducting the tests. The test chair or duly authorized representative of a member club must also arrange for the judges required and will make all other necessary arrangements pertaining to the tests.

**4104** In lieu of testing with in-person judges, the member club may elect to host virtual testing for any skating skills, singles, pairs, pattern dance or free dance tests. Figure tests are not eligible for virtual testing. In addition to these rules, the Tests Committee may post additional guidelines and clarifications on the Members Only site as needed.

A. Virtual testing is organized by the test chair or duly authorized representative of the member club. Tests are evaluated by qualified judges via video (see rule section 4530) and will be subject to all requirements as defined in the rules. Candidates must have met the prerequisites for the test by the date of the test session.

1. Reskating of any element, as described by rules 5040, 6238, 7238, 8242, 8339, and 8388, is not permitted for virtual tests.
2. Virtual tests are subject to the waiting period outlined in rule 4003.

B. Virtual testing may be conducted in one of two ways:

1. In the same manner as standard test sessions, but without judges officiating in person. The tests will be recorded and submitted to the judges for evaluation. The date the tests are recorded is the date of the test session.
2. Candidates may be allowed to submit their own recorded video of the test to the host club test chair. The submission deadline set by the test chair is the date of the test session. Videos must have been recorded within 14 days of the submission deadline.
3. A performance may only be evaluated once for test credit (for example, a recording of a test being judged in person cannot be submitted for virtual testing, and a video cannot be submitted more than once or to more than one virtual test session).
4. All judging for a virtual test must be done virtually. A judging panel cannot be a mix of in-person and virtual judges.
5. If a judge is present during the recording of the performance, they are not eligible to judge the video for test credit.
6. Judges may not critique a virtual test video except as a judge on the panel who provides comments on the test form as part of the official judging process or an approved trial judge on the panel who provides comments on the test form for the review of the judge-in-charge as part of the official trial judging process.
7. Videos from a competition, exhibition, or ice show may not be submitted to virtual test sessions.

C. Video Requirements

1. A performance affidavit, and release and consent forms must be submitted with the candidate's video.
2. In order to guarantee the integrity of the virtual test environment, candidates must confirm a proctor for their performance.
  - a. The proctor must be an impartial person of authority (i.e., test chair, rink management, skating school director, board member or local skating official) but may NOT be a coach/choreographer who has worked with the candidate, a training mate who takes from the same coach or is a personal friend of the candidate, or a parent/guardian of the athlete or any training mates.
  - b. The videographer may also serve as the proctor if they meet the requirements in (a).
  - c. Proctors must watch the test performance, verify that the full performance was completed on the date and time indicated in the athlete's recording as a single continuous recording, and complete the performance affidavit.
3. Prior to the candidate starting the test, the candidate's name, home club name and test name must be announced or displayed (see also rule 8223). A date and time stamp must be clearly shown at the beginning of the video by holding up a mobile device in front of the camera that shows the date and time. The date must include both the month and the day (for example, July 1).
4. A performance affidavit stating that the video is in its original format and has not been altered in any way must be signed by the candidate, the candidate's coach, the videographer, and the test proctor, and must accompany the video submission. If the candidate does not have a coach, the performance affidavit may be submitted without a coach's signature.
5. The video, performance affidavit and applicable payment must be submitted to the test chair hosting the virtual test session.

6. Virtual tests should be recorded with no more than eight other skaters on the ice, and the test candidate should be clearly identifiable. Audio must be recorded during all tests. Skaters will not be penalized if background music or noise is audible during skating skills tests.
7. The video and supporting documents must be submitted by the deadline set by the test chair.
- D. Results of the test submission must be returned to the skater and coach within one week of the test session as defined in subparagraph B of this rule 4104.
- 4105** For all tests, the entire ice surface must be available. The ice surface may not be less than 125 feet by 75 feet (9,375 square feet) in size, unless otherwise specified.
- A. Unless performed as a program with music, the pre-preliminary singles test and the adult pre-bronze singles test only require that enough ice be at the disposal of the candidate to permit the execution of the required elements.
- 4106** All or any portion of any expenses incurred by a member club in conducting tests may be assessed by the club to the candidates taking such tests. See rule section 4700 for additional information.
- 4107** Candidates whose home club is conducting tests and who wish to take a test must apply to their test chair or duly authorized representative. Candidates who are members of other member clubs, collegiate clubs, individual members or members of a member association of the ISU must apply to the test chair or duly authorized representative of a member club for supervision of their tests and the reporting of test results to U.S. Figure Skating headquarters and to other required clubs or associations.
- 4108** Candidates holding membership in more than one member club must designate one of these as a home club and be governed by the test rules of that home club. See rules MR 10.01, 8.06 and 8.08.
- 4109** Written certification of membership is required from candidates who are members of member associations of the ISU.
- 4110** Candidates wishing to take a test at a club other than their home club must obtain and present written permission from the test chair or duly authorized representative of their home club, or the candidates will not be permitted to take the test, except in such cases where an agreement exists between clubs that written permission is not necessary. Written permission may only be withheld if the candidate either has an outstanding financial obligation to their home club or does not meet the qualifications to take tests contained in rule 4000. (Standard Permission Form is available on the Members Only site.
- 4111** Except as otherwise set forth in these rules, all tests may be held only within the geographical jurisdiction of U.S. Figure Skating. However, subject to the general approval of another ISU member, U.S. Figure Skating tests may also be held within the geographical jurisdiction of that ISU member provided that such tests are sponsored and conducted by a U.S. Figure Skating member club in strict accordance with these rules.
- 4112** U.S. Figure Skating will send complimentary rulebooks and directories to test chairs upon request from their club.
- 4200 Qualification to Apply for Test Credit from IJS Protocol**
- 4201** In lieu of taking a singles, pair, partnered free dance or solo free dance test at the bronze, pre-silver, silver, pre-gold or gold levels, or an adult silver through adult senior singles test, at a test session, candidates may elect to submit their protocol from a U.S. Figure Skating sanctioned nonqualifying competition conducted under the IJS, where they have met the minimum passing scores as defined in rule 4202. Skaters must have met the prerequisites for the test by the date of the competition and must have competed in the applicable event at the level they are wishing to pass (i.e. any skater who wishes to pass the bronze singles test at a competition must compete and earn the minimum passing scores in a juvenile/open juvenile free skate event).
- A. The protocol will be verified by the IJS Companion program and, for skaters meeting the minimum requirements for that respective level, an individual test credit skater report will be generated. Skaters must obtain this report together with their individual detailed protocol.
- B. Candidates must also obtain an overall copy of the appropriate event segment results with the signature of the event referee and technical controller. The candidate's total score must match the scores on their individual protocol.
- C. Candidates must submit A and B to the test chair or duly authorized representative of their home club, along with a statement from their coach verifying that the results are correct and unaltered. Individual members may submit the documents directly to U.S. Figure Skating headquarters.
- D. **EFFECTIVE THROUGH OCT. 31, 2023:** Candidates have one year from the time they achieved the requirements at a competition to submit their documents for test credit; however, skaters who register for an adult sectional qualifying event (rule 2401) forgo the option to submit an IJS protocol at a higher level that is dated prior to the end date of the last qualifying competition in which the skater participates within that season, depending on skater advancement. For example, if a skater registers to compete in championship masters intermediate-novice and qualifies to compete at the U.S. Adult Figure Skating Championships, that skater cannot submit an IJS protocol for pre-gold singles test credit that is dated prior to the date of their championship masters intermediate-novice free skate event at the U.S. Adult Figure Skating Championships. See also rules 2422 and 2543. *(PLEASE SEE NEXT PAGE FOR RULES BEGINNING NOV. 1, 2023.)*

D. **EFFECTIVE BEGINNING NOV. 1, 2023:** Candidates have 14 days from the time they achieved the requirements at a competition to submit their documents for test credit; however, skaters who register for an adult sectional qualifying event (rule 2401) forgo the option to submit an IJS protocol at a higher level that is dated prior to the end date of the last qualifying competition in which the skater participates within that season, depending on skater advancement. For example, if a skater registers to compete in championship masters intermediate-novice and qualifies to compete at the U.S. Adult Figure Skating Championships, that skater cannot submit an IJS protocol for pre-gold singles test credit that is dated prior to the date of their championship masters intermediate-novice free skate event at the U.S. Adult Figure Skating Championships. See also rules 2422 and 2543. The home club test chair does not need to process the test credit paperwork within 15 days of the competition in which the requirements were achieved but must process the paperwork within 30 days of paperwork receipt.

**4202** The minimum passing scores for each respective test defined in rule section 4200 is defined as follows:

- A. The minimum passing score will consist of a total element score (TES), a program component score (PCS), and a total segment score (TSS).
  1. The candidate must achieve at least the minimum in all three scores,
  2. Each executed element must have a panel score greater than 0.00; and
  3. There must not be more than two falls in singles and pairs free skate, or one fall in free dance. For pairs free skate and partnered free dance, the fall count is a maximum count for the program and not per partner. The total number of falls will be determined by checking the fall deduction value on the IJS protocol (see rule 1071).
- B. The minimum passing scores will be determined annually by the Tests Committee and the respective Singles, Pairs and Dance Development and Technical Committees, and published via Technical Notifications.
- C. The minimum passing TES will be based upon the composite base value of all elements required at each level per the current ISU scale of values document.
- D. The minimum passing PCS will be based upon the composite of test-level expectations and reasonable competition-level expectations, using current program component factors.
- E. The minimum passing TSS will be the minimum passing TES + minimum passing PCS.
- F. Skaters requesting test credit through their IJS protocol must follow the procedure outlined in rule 4201.

#### **4300 Coaching at Test Sessions**

**4301** Any coach wanting to coach a skater at a U.S. Figure Skating test session is required to be a member of U.S. Figure Skating. In addition, they must have successfully completed the coach and instructor compliance required in rule GR 4.01 and completed the continuing education requirements as specified in rule GR 4.02.

**4302** Skaters may receive coaching from the sidelines while on the ice during warm-up periods and may also leave the ice surface for that purpose, provided such coaching does not interfere with the judging of another skater. However, coaching is not permitted during the actual performance of the candidate before the judges, nor may the coach be on the ice with the skater in the warm-up area. The judging panel may bar from the rink anyone who disregards this rule and may disqualify any candidate who receives coaching in violation of this rule. For the purpose of this rule, coaching will be considered any communication between the candidate and a coach, parent or any other person. For example, a skater may briefly speak with their coach between elements of a skating skills test, but not while changing directions or feet of an element. Similarly, a skater may briefly speak with their coach between the partnered portion of a dance test and the solo portion.

#### **4400 Conduct and Release of Liability**

**4401** Candidates are bound to obey implicitly the instructions of the officials in charge of the tests and must observe and comply with the Code of Ethics set forth in GR 1.01 at all times. Candidates who, directly or indirectly or in writing, express themselves in any improper manner regarding the officials or their decisions or the markings of the judges may be suspended or excluded from further tests.

**4402** Prior to each performance before the judges, the name of the candidate will be called. Failure to appear within two minutes after their name has been called will cause that portion of the test for which candidates have been called to be marked as "not skated." The judge-in-charge may, for good cause, modify the strict interpretation of this rule.

**4403** U.S. Figure Skating and its member clubs conducting tests undertake no responsibility for damages or injuries suffered by the candidates. As a condition of and in consideration of the acceptance of their applications, all candidates and their parents and/or guardians will be deemed to have agreed to assume all risks of injury to the candidate's person and property resulting from, caused by or connected with the conduct and management of the tests, and to release any and all claims which they may have against any officials, U.S. Figure Skating, the club hosting the tests and their officers. Applications will be accepted only on the foregoing conditions.

## **4500 Selection of Judges for Tests**

- 4501** Applicable judges' rules, especially the Standard of Conduct found in section DOR 2.00, will apply to all tests.
- 4502** For all tests, the test chair or duly authorized representative of the member club conducting the tests must select the judges from the current lists of qualified judges approved by the Judges Management Subcommittee.
- 4503** Unless otherwise allowed by rules 4530-4534, the judging panel must consist of three judges. If three judges are used on a panel, all three judges' marks must be reported to U.S. Figure Skating per rule 4603 even if rules 4530-4534 allow the test to be judged by one judge. If a test is being judged virtually, all judges must judge it virtually. A test cannot be judged by a combination of in-person and virtual judges.
- 4504** For the level and number of judges required for all tests, see specific test description/requirements in rule sections 4530, 5100, 6300, 7300, 8250, 8340 and 8390.
- 4505** Sufficient judges must be provided to permit normal lunch and dinner hours and bi-hourly 15-minute breaks. Judging time will be limited to eight hours per day per judge.
- 4506** Members of a three judge panel may be selected without regard to relationship to each other. See rule section DOR 2.00, Officials Creed Standard of Conduct.
- 4507** None of the judges of a test may be a coach, parent, spouse, close relative or skating partner of the candidate or of the candidate's partner. A person will be considered a skating partner who, in the preceding 12 months, has entered any sanctioned competition as a partner of the candidate. A person who has given a lesson to the candidate in the preceding 12 months will be considered a coach.
- 4508** Persons married or closely related to a coach may not act as a judge of any test in which a pupil of such coach is a candidate or a partner. Teaching/coaching/consulting for competitors, either privately or semi-privately (including e-classes) in, but not limited to, choreography, ballet, gymnastics, ballroom dancing, and/or physical fitness within the past 12 months prohibits one from officiating for skaters who are their pupils.
- 4509** The selection of an unofficial judge by a club test chair will, in the case of tests, result in the test being invalid; however, the strict application of this rule may be modified with the concurrence of the chair of the Tests Committee and the national vice chair of the Judges Management Subcommittee.

## **4510 Selection and Duties of the Judge-In-Charge**

- 4511** A judge-in-charge is to be chosen by the judges to assume charge of the conduct of the test.
- A. The judge-in-charge must be one of the three judges on the panel. If a test is judged by a single-judge panel, that judge must serve as the judge-in-charge.
- B. The designated judge-in-charge will decide whether the ice and arena conditions are suitable for conducting a test.
- C. The judge-in-charge will ensure that all judges on the panel have received any applicable Skating Accommodations Memorandum information (see rule 4005).
- 4512** The judge-in-charge, after consultation with the test chair of the host club, will be authorized to select a replacement judge if a judge who has commenced judging a test is unable to continue, provided another qualified judge is available.
- 4513** The judge-in-charge must time the program length for all singles, pair and free dance tests. Programs that are in excess of the designated time must be communicated to all judges for the appropriate deduction to be applied. The judge-in-charge must also check the tempo of skater's choice music for pattern dance tests.

## **4520 Conduct of Test Judges**

- 4521** Judges must not review their marks jointly before the results are checked and made official.
- 4522** Judges or prospective judges will apply in advance for permission to trial judge any test. Application will be made to the test chair or duly authorized representative of the member club conducting the tests.
- 4523** When judging tests, judges must stand or sit at locations from which they can see the complete ice surface and can hear the music when used.
- 4524** For test sessions, judges are permitted to bring to the officials' stand an electronic communicative device for the sole purposes of accessing official documents such as the rulebook and/or timing programs. See also rule 1240.
- 4525** All authorized officials must submit their expense reimbursement requests within 14 days to the host club's test chair in accordance with the current, approved U.S. Figure Skating Travel and Expense Policy, available on the Members Only site. This expense may not exceed the limitations imposed by the current, approved U.S. Figure Skating Travel and Expense Policy. Reimbursement to authorized officials must be made as soon as possible but no later than 14 days following the submission of their expense forms.

4530 Levels of Judges Required for Tests

4531 **RESERVED**

4532 Judges Required for Skating Skills Tests

The tests to which reference is made in the following table are those over which U.S. Figure Skating has jurisdiction. See rule DOR 1.02 (B). The following judges are required to judge skating skills tests:

<b>THE FOLLOWING CHART IS VALID THROUGH DEC. 31, 2023</b>								
<b>Judges Required for <u>Skating Skills</u> Tests</b>		<b>Singles Test Judge Classifications</b>			<b>Dance Test Judge Classifications</b>			
		<b>Bronze Singles Test Judge (BRZ)</b>	<b>Silver Singles Test Judge (SLV)</b>	<b>Gold Singles Test Judge (GLD)</b>	<b>Bronze Dance Test Judge (BRZ)</b>	<b>Silver Dance Test Judge (SLV)</b>	<b>Gold Dance Test Judge (GLD)</b>	<b>Gold Dance Test Judge with Intl Cert (G/I)</b>
<b>Skating Skills Tests</b>	<b>Pre-Preliminary <u>Skating Skills</u></b>	<u>S</u> <sup>*a</sup>	<u>S</u> <sup>*a</sup>	<u>S</u> <sup>*a</sup>	<u>S</u> <sup>*a</sup>	<u>S</u> <sup>*a</sup>	<u>S</u> <sup>*a</sup>	<u>S</u> <sup>*a</sup>
	<b>Preliminary <u>Skating Skills</u></b>	<u>S</u>	<u>S</u> <sup>*a</sup>	<u>S</u> <sup>*a</sup>	<u>S</u>	<u>S</u> <sup>*a</sup>	<u>S</u> <sup>*a</sup>	<u>S</u> <sup>*a</sup>
	<b>Pre-Bronze <u>Skating Skills</u></b>	<u>S</u>	<u>S</u> <sup>a</sup>	<u>S</u> <sup>a</sup>	<u>S</u>	<u>S</u> <sup>a</sup>	<u>S</u> <sup>a</sup>	<u>S</u> <sup>a</sup>
	<b>Bronze <u>Skating Skills</u></b>	<u>S</u>	<u>S</u> <sup>a</sup>	<u>S</u> <sup>a</sup>	<u>S</u>	<u>S</u> <sup>a</sup>	<u>S</u> <sup>a</sup>	<u>S</u> <sup>a</sup>
	<b>Pre-Silver <u>Skating Skills</u></b>		<u>S</u> <sup>a</sup>	<u>S</u> <sup>a</sup>		<u>S</u> <sup>a</sup>	<u>S</u> <sup>a</sup>	<u>S</u> <sup>a</sup>
	<b>Silver <u>Skating Skills</u></b>		<u>S</u> <sup>a</sup>	<u>S</u> <sup>a</sup>		<u>S</u> <sup>a</sup>	<u>S</u> <sup>a</sup>	<u>S</u> <sup>a</sup>
	<b>Pre-Gold <u>Skating Skills</u></b>		a	<u>S</u> <sup>a</sup>		a	<u>S</u> <sup>a</sup>	<u>S</u> <sup>a</sup>
	<b>Gold <u>Skating Skills</u></b>		a	<u>S</u> <sup>a</sup>		a	<u>S</u> <sup>a</sup>	<u>S</u> <sup>a</sup>
	<b>Adult Pre-Bronze <u>Skating Skills</u></b>	<u>S</u> <sup>*a</sup>	<u>S</u> <sup>*a</sup>	<u>S</u> <sup>*a</sup>	<u>S</u> <sup>*a</sup>	<u>S</u> <sup>*a</sup>	<u>S</u> <sup>*a</sup>	<u>S</u> <sup>*a</sup>
	<b>Adult Bronze <u>Skating Skills</u></b>	<u>S</u>	<u>S</u> <sup>*a</sup>	<u>S</u> <sup>*a</sup>	<u>S</u>	<u>S</u> <sup>*a</sup>	<u>S</u> <sup>*a</sup>	<u>S</u> <sup>*a</sup>
	<b>Adult Silver <u>Skating Skills</u></b>	<u>S</u>	<u>S</u> <sup>a</sup>	<u>S</u> <sup>a</sup>	<u>S</u>	<u>S</u> <sup>a</sup>	<u>S</u> <sup>a</sup>	<u>S</u> <sup>a</sup>
	<b>Adult Gold <u>Skating Skills</u></b>	<u>S</u>	<u>S</u> <sup>a</sup>	<u>S</u> <sup>a</sup>	<u>S</u>	<u>S</u> <sup>a</sup>	<u>S</u> <sup>a</sup>	<u>S</u> <sup>a</sup>
	<b>Adaptive Pre-Bronze <u>Skating Skills</u></b>	<u>S</u> <sup>*a</sup>	<u>S</u> <sup>*a</sup>	<u>S</u> <sup>*a</sup>	<u>S</u> <sup>*a</sup>	<u>S</u> <sup>*a</sup>	<u>S</u> <sup>*a</sup>	<u>S</u> <sup>*a</sup>
	<b>Adaptive Bronze <u>Skating Skills</u></b>	<u>S</u>	<u>S</u> <sup>*a</sup>	<u>S</u> <sup>*a</sup>	<u>S</u>	<u>S</u> <sup>*a</sup>	<u>S</u> <sup>*a</sup>	<u>S</u> <sup>*a</sup>
	<b>Adaptive Silver <u>Skating Skills</u></b>	<u>S</u>	<u>S</u> <sup>*a</sup>	<u>S</u> <sup>*a</sup>	<u>S</u>	<u>S</u> <sup>*a</sup>	<u>S</u> <sup>*a</sup>	<u>S</u> <sup>*a</sup>
<b>Adaptive Gold <u>Skating Skills</u></b>	<u>S</u>	<u>S</u> <sup>*a</sup>	<u>S</u> <sup>*a</sup>	<u>S</u>	<u>S</u> <sup>*a</sup>	<u>S</u> <sup>*a</sup>	<u>S</u> <sup>*a</sup>	

S = Qualified to judge all candidate types for applicable skating skills test if certified for skating skills

\* = Qualified to judge all candidate types for applicable skating skills test as a single-judge panel if certified for skating skills

<sup>a</sup> = Qualified to judge applicable adaptive skating skating skills test as a single-judge panel if certified for skating skills

**THE FOLLOWING CHART IS VALID BEGINNING JAN. 1, 2024**

Judges Required for Skating Skills Tests		Singles Test Judge Classifications		Dance Test Judge Classifications		
		Pre-Silver Singles Test Judge	Gold Singles Test Judge	Pre-Silver Dance Test Judge	Gold Dance Test Judge	Gold Dance Test Judge with Intl Cert
<b>Skating Skills Tests</b>	<b>Pre-Preliminary Skating Skills</b>	S <sup>*a</sup>	S <sup>*a</sup>	S <sup>*a</sup>	S <sup>*a</sup>	S <sup>*a</sup>
	<b>Preliminary Skating Skills</b>	S	S <sup>*a</sup>	S	S <sup>*a</sup>	S <sup>*a</sup>
	<b>Pre-Bronze Skating Skills</b>	S	S <sup>a</sup>	S	S <sup>a</sup>	S <sup>a</sup>
	<b>Bronze Skating Skills</b>	S	S <sup>a</sup>	S	S <sup>a</sup>	S <sup>a</sup>
	<b>Pre-Silver Skating Skills</b>	<u>S</u>	S <sup>a</sup>	<u>S</u>	S <sup>a</sup>	S <sup>a</sup>
	<b>Silver Skating Skills</b>		S <sup>a</sup>		S <sup>a</sup>	S <sup>a</sup>
	<b>Pre-Gold Skating Skills</b>		S <sup>a</sup>		S <sup>a</sup>	S <sup>a</sup>
	<b>Gold Skating Skills</b>		S <sup>a</sup>		S <sup>a</sup>	S <sup>a</sup>
	<b>Adult Pre-Bronze Skating Skills</b>	S <sup>*a</sup>	S <sup>*a</sup>	S <sup>*a</sup>	S <sup>*a</sup>	S <sup>*a</sup>
	<b>Adult Bronze Skating Skills</b>	S	S <sup>*a</sup>	S	S <sup>*a</sup>	S <sup>*a</sup>
	<b>Adult Silver Skating Skills</b>	S	S <sup>a</sup>	S	S <sup>a</sup>	S <sup>a</sup>
	<b>Adult Gold Skating Skills</b>	S	S <sup>a</sup>	S	S <sup>a</sup>	S <sup>a</sup>
	<b>Adaptive Pre-Bronze Skating Skills</b>	S <sup>*a</sup>	S <sup>*a</sup>	S <sup>*a</sup>	S <sup>*a</sup>	S <sup>*a</sup>
	<b>Adaptive Bronze Skating Skills</b>	S	S <sup>*a</sup>	S	S <sup>*a</sup>	S <sup>*a</sup>
	<b>Adaptive Silver Skating Skills</b>	S	S <sup>*a</sup>	S	S <sup>*a</sup>	S <sup>*a</sup>
	<b>Adaptive Gold Skating Skills</b>	S	S <sup>*a</sup>	S	S <sup>*a</sup>	S <sup>*a</sup>

S = Qualified to judge all candidate types for applicable skating skills test if certified for skating skills

\* = Qualified to judge all candidate types for applicable skating skills test as a single-judge panel if certified for skating skills

<sup>a</sup> = Qualified to judge applicable adaptive skating skills test as a single-judge panel if certified for skating skills

**4533 Judges Required for Singles Tests**

The tests to which reference is made in the following table are those over which U.S. Figure Skating has jurisdiction. See rule DOR 1.02 (B). The following judges are required to judge singles tests:

<b>THE FOLLOWING CHART IS VALID THROUGH DEC. 31, 2023</b>				
<b>Judges Required for Singles Tests</b>		<b>Singles Test Judge Classifications</b>		
		<b>Bronze Singles Test Judge (BRZ)</b>	<b>Silver Singles Test Judge (SLV)</b>	<b>Gold Singles Test Judge (GLD)</b>
<b>Singles Tests</b>	<b>Pre-Preliminary Singles</b>	J* <sup>a</sup>	J* <sup>a</sup>	J* <sup>a</sup>
	<b>Preliminary Singles</b>	J	J* <sup>a</sup>	J* <sup>a</sup>
	<b>Pre-Bronze Singles</b>	J	J <sup>a</sup>	J <sup>a</sup>
	<b>Bronze Singles</b>	J	J <sup>a</sup>	J <sup>a</sup>
	<b>Pre-Silver Singles</b>		J <sup>a</sup>	J <sup>a</sup>
	<b>Silver Singles</b>		J <sup>a</sup>	J <sup>a</sup>
	<b>Pre-Gold Singles</b>		a	J <sup>a</sup>
	<b>Gold Singles</b>		a	J <sup>a</sup>
	<b>Adult Pre-Bronze Singles</b>	J* <sup>a</sup>	J* <sup>a</sup>	J* <sup>a</sup>
	<b>Adult Bronze Singles</b>	J	J* <sup>a</sup>	J* <sup>a</sup>
	<b>Adult Silver Singles</b>	J	J <sup>a</sup>	J <sup>a</sup>
	<b>Adult Gold Singles</b>	J	J <sup>a</sup>	J <sup>a</sup>
	<b>Adaptive Pre-Bronze Singles</b>	J* <sup>a</sup>	J* <sup>a</sup>	J* <sup>a</sup>
	<b>Adaptive Bronze Singles</b>	J	J* <sup>a</sup>	J* <sup>a</sup>
	<b>Adaptive Silver Singles</b>	J	J* <sup>a</sup>	J* <sup>a</sup>
<b>Adaptive Gold Singles</b>	J	J* <sup>a</sup>	J* <sup>a</sup>	

J = Qualified to judge all candidate types for applicable singles test

\* = Qualified to judge all candidate types for applicable singles test as a single-judge panel

<sup>a</sup> = Qualified to judge applicable adaptive skating singles test as a single-judge panel

<b>THE FOLLOWING CHART IS VALID BEGINNING JAN. 1, 2024</b>			
<b>Judges Required for Singles Tests</b>		<b>Singles Test Judge Classifications</b>	
		<b>Pre-Silver Singles Test Judge</b>	<b>Gold Singles Test Judge</b>
<b>Singles Tests</b>	<b>Pre-Preliminary Singles</b>	J* <sup>a</sup>	J* <sup>a</sup>
	<b>Preliminary Singles</b>	J	J* <sup>a</sup>
	<b>Pre-Bronze Singles</b>	J	J <sup>a</sup>
	<b>Bronze Singles</b>	J	J <sup>a</sup>
	<b>Pre-Silver Singles</b>	J	J <sup>a</sup>
	<b>Silver Singles</b>		J <sup>a</sup>
	<b>Pre-Gold Singles</b>		J <sup>a</sup>
	<b>Gold Singles</b>		J <sup>a</sup>
	<b>Adult Pre-Bronze Singles</b>	J* <sup>a</sup>	J* <sup>a</sup>
	<b>Adult Bronze Singles</b>	J	J* <sup>a</sup>
	<b>Adult Silver Singles</b>	J	J <sup>a</sup>
	<b>Adult Gold Singles</b>	J	J <sup>a</sup>
	<b>Adaptive Pre-Bronze Singles</b>	J* <sup>a</sup>	J* <sup>a</sup>
	<b>Adaptive Bronze Singles</b>	J	J* <sup>a</sup>
	<b>Adaptive Silver Singles</b>	J	J* <sup>a</sup>
<b>Adaptive Gold Singles</b>	J	J* <sup>a</sup>	

J = Qualified to judge all candidate types for applicable singles test

\* = Qualified to judge all candidate types for applicable singles test as a single-judge panel

<sup>a</sup> = Qualified to judge applicable adaptive skating singles test as a single-judge panel



**4534 Judges Required for Pair Tests**

The tests to which reference is made in the following table are those over which U.S. Figure Skating has jurisdiction. See rule DOR 1.02 (B). The following judges are required to judge pair tests:

<b>THE FOLLOWING CHART IS VALID THROUGH DEC. 31, 2023</b>							
<b>Judges Required for Pair Tests</b>		<b>Pairs Test Judge Classifications</b>			<b>Singles/Pairs Competition Judge Classifications</b>		
		<b>Bronze Pairs Test Judge (BRZ)</b>	<b>Silver Pairs Test Judge (SLV)</b>	<b>Gold Pairs Test Judge (GLD)</b>	<b>Regional S/P Judge (REG)</b>	<b>Sectional S/P Judge (SEC)</b>	<b>National S/P Judge (NAT)</b>
<b>Pair Tests</b>	<b>Bronze Pair</b>	J	J	J	J	J	J
	<b>Pre-Silver Pair</b>		J	J	J	J	J
	<b>Silver Pair</b>		J	J	J	J	J
	<b>Pre-Gold Pair</b>			J	J	J	J
	<b>Gold Pair</b>			J	J	J	J
	<b>Adult Bronze Pair</b>	J	J	J	J	J*	J*
	<b>Adult Silver Pair</b>	J	J	J	J	J	J
	<b>Adult Gold Pair</b>	J	J	J	J	J	J

J = Qualified to judge all candidate types for applicable pair test without limitation

\* = Qualified to judge all candidate types for applicable pair test as a single-judge panel

<b>THE FOLLOWING CHART IS VALID BEGINNING JAN. 1, 2024</b>			
<b>Judges Required for Pair Tests</b>		<b>Pairs Test Judge Classifications</b>	
		<b>Pre-Silver Pairs Test Judge</b>	<b>Gold Pairs Test Judge±</b>
<b>Pair Tests</b>	<b>Bronze Pair</b>	J	J
	<b>Pre-Silver Pair</b>	J	J
	<b>Silver Pair</b>		J
	<b>Pre-Gold Pair</b>		J
	<b>Gold Pair</b>		J
	<b>Adult Bronze Pair</b>	J	J
	<b>Adult Silver Pair</b>	J	J
	<b>Adult Gold Pair</b>	J	J

J = Qualified to judge all candidate types for applicable pair test without limitation

\* = Qualified to judge all candidate types for applicable pair test as a single-judge panel

±Qualifying, sectional and national singles/pairs judges are automatically qualified to judge pair tests

4535 Judges Required for Pattern Dance (PD) and Free Dance Tests

The tests to which reference is made in the following table are those over which U.S. Figure Skating has jurisdiction. See rule DOR 1.02 (B). The following judges are required to judge pattern dance (PD) and free dance tests:

<b>THE FOLLOWING CHART IS VALID THROUGH DEC. 31, 2023</b>					
<b>Judges Required for Pattern Dance and Free Dance Tests</b>		<b>Dance Test Judge Classifications</b>			
		<b>Bronze Dance Test Judge (BRZ)</b>	<b>Silver Dance Test Judge (SLV)</b>	<b>Gold Dance Test Judge (GLD)</b>	<b>Gold Dance Test Judge with Intl Cert (G/I)+</b>
<b>Partnered PD Tests</b>	<b>Preliminary Partnered Pattern Dances</b>	J* <sup>a</sup>	J* <sup>a</sup>	J* <sup>a</sup>	J* <sup>a</sup>
	<b>Pre-Bronze Partnered Pattern Dances</b>	J	J* <sup>a</sup>	J* <sup>a</sup>	J* <sup>a</sup>
	<b>Bronze Partnered Pattern Dances</b>	J	J* <sup>a</sup>	J* <sup>a</sup>	J* <sup>a</sup>
	<b>Pre-Silver Partnered Pattern Dances</b>	J	J <sup>a</sup>	J <sup>a</sup>	J <sup>a</sup>
	<b>Silver Partnered Pattern Dances</b>		J <sup>a</sup>	J <sup>a</sup>	J <sup>a</sup>
	<b>Pre-Gold Partnered Pattern Dances</b>		J <sup>a</sup>	J <sup>a</sup>	J <sup>a</sup>
	<b>Gold Partnered Pattern Dances</b>		<sup>a</sup>	J <sup>a</sup>	J <sup>a</sup>
	<b>International Partnered Pattern Dances</b>		<sup>a</sup>	<sup>a</sup>	J <sup>a</sup>
<b>Solo Pattern Dance Tests</b>	<b>Preliminary Solo Pattern Dances</b>	J*	J*	J*	J*
	<b>Pre-Bronze Solo Pattern Dances</b>	J*	J*	J*	J*
	<b>Bronze Solo Pattern Dances</b>	J*	J*	J*	J*
	<b>Pre-Silver Solo Pattern Dances</b>	J*	J*	J*	J*
	<b>Silver Solo Pattern Dances</b>		J*	J*	J*
	<b>Pre-Gold Solo Pattern Dances</b>		J*	J*	J*
	<b>Gold Solo Pattern Dances</b>			J*	J*
	<b>International Solo Pattern Dances</b>				J*
<b>Partnered Free Dance Tests</b>	<b><u>Bronze</u> Partnered Free Dance</b>	J	J*	J*	J*
	<b><u>Pre-Silver</u> Partnered Free Dance</b>	J	J*	J*	J*
	<b><u>Silver</u> Partnered Free Dance</b>	J	J	J	J
	<b><u>Pre-Gold</u> Partnered Free Dance</b>		J	J	J
	<b><u>Gold</u> Partnered Free Dance</b>			J	J
	<b>Adult Pre-Bronze Free Dance</b>	J	J*	J*	J*
	<b>Adult Bronze Free Dance</b>	J	J*	J*	J*
	<b>Adult Silver Free Dance</b>	J	J	J	J
<b>Adult Gold Free Dance</b>		J	J	J	
<b>Solo Free Dance Tests</b>	<b><u>Bronze</u> Solo Free Dance</b>	J	J*	J*	J*
	<b><u>Pre-Silver</u> Solo Free Dance</b>	J	J*	J*	J*
	<b><u>Silver</u> Solo Free Dance</b>	J	J	J	J
	<b><u>Pre-Gold</u> Solo Free Dance</b>		J	J	J
	<b><u>Gold</u> Solo Free Dance</b>			J	J
	<b>Adult Juvenile Solo Free Dance</b>	J	J*	J*	J*
	<b>Adult Intermediate Solo Free Dance</b>	J	J*	J*	J*
	<b>Adult Novice Solo Free Dance</b>	J	J	J	J
	<b>Adult Junior Solo Free Dance</b>		J	J	J
	<b>Adult Senior Solo Free Dance</b>			J	J

J = Qualified to judge all candidate types for applicable pattern dance tests (lead or follow) or free dance test

\* = Qualified to judge all candidate types for applicable pattern dance tests (lead or follow) or free dance test as a single-judge panel

<sup>a</sup> = Qualified to judge applicable adaptive skating pattern dance test (lead or follow) as a single-judge panel

+Sectional dance judges are automatically qualified to judge international dance tests

**THE FOLLOWING CHART IS VALID BEGINNING JAN. 1, 2024**

Judges Required for Pattern Dance and Free Dance Tests		Dance Test Judge Classifications		
		Pre-Silver Dance Test Judge	Gold Dance Test Judge	Gold Dance Test Judge with Intl Cert (G/I)+
Partnered PD Tests	Preliminary Partnered Pattern Dances	J* <sup>a</sup>	J* <sup>a</sup>	J* <sup>a</sup>
	Pre-Bronze Partnered Pattern Dances	J	J* <sup>a</sup>	J* <sup>a</sup>
	Bronze Partnered Pattern Dances	J	J* <sup>a</sup>	J* <sup>a</sup>
	Pre-Silver Partnered Pattern Dances	J	J <sup>a</sup>	J <sup>a</sup>
	Silver Partnered Pattern Dances		J <sup>a</sup>	J <sup>a</sup>
	Pre-Gold Partnered Pattern Dances		J <sup>a</sup>	J <sup>a</sup>
	Gold Partnered Pattern Dances		J <sup>a</sup>	J <sup>a</sup>
	International Partnered Pattern Dances		<sup>a</sup>	J <sup>a</sup>
Solo Pattern Dance Tests	Preliminary Solo Pattern Dances	J*	J*	J*
	Pre-Bronze Solo Pattern Dances	J*	J*	J*
	Bronze Solo Pattern Dances	J*	J*	J*
	Pre-Silver Solo Pattern Dances	J*	J*	J*
	Silver Solo Pattern Dances		J*	J*
	Pre-Gold Solo Pattern Dances		J*	J*
	Gold Solo Pattern Dances		J*	J*
	International Solo Pattern Dances			J*
Partnered Free Dance Tests	Bronze Partnered Free Dance	J	J*	J*
	Pre-Silver Partnered Free Dance	J	J*	J*
	Silver Partnered Free Dance		J	J
	Pre-Gold Partnered Free Dance		J	J
	Gold Partnered Free Dance		J	J
	Adult Pre-Bronze Free Dance	J	J*	J*
	Adult Bronze Free Dance	J	J*	J*
	Adult Silver Free Dance	J	J	J
Adult Gold Free Dance		J	J	
Solo Free Dance Tests	Bronze Solo Free Dance	J	J*	J*
	Pre-Silver Solo Free Dance	J	J*	J*
	Silver Solo Free Dance		J	J
	Pre-Gold Solo Free Dance		J	J
	Gold Solo Free Dance		J	J
	Adult Juvenile Solo Free Dance	J	J*	J*
	Adult Intermediate Solo Free Dance	J	J*	J*
	Adult Novice Solo Free Dance	J	J	J
	Adult Junior Solo Free Dance		J	J
	Adult Senior Solo Free Dance		J	J

J = Qualified to judge all candidate types for applicable pattern dance tests (lead or follow) or free dance test  
 \* = Qualified to judge all candidate types for applicable pattern dance tests (lead or follow) or free dance test as a single-judge panel  
<sup>a</sup> = Qualified to judge applicable adaptive skating pattern dance test (lead or follow) as a single-judge panel  
 +Sectional dance judges are automatically qualified to judge international dance tests

## **4600 Test Records**

- 4601** The marks of all tests must be recorded on official U.S. Figure Skating test judging and trial judging forms. Such forms may be downloaded from the Members Only site.
- 4602** The completion of test judging sheets will be carried out by each judge as soon as possible after a test is completed, and no results may be announced until the sheets have been verified by the test chair or duly authorized representative of the club hosting the test session and the results certified. The test judging sheets will be made available as soon as possible after the completion of a test for review by candidates, their parents and coaches. Results of tests that are judged virtually must be returned to the skater and coach within one week of the test session or video submission deadline.
- 4603** The test chair or duly authorized representative of any member club conducting tests will report the results through the Members Only site together with the appropriate fee for each test taken.
- A. If a test session takes place on multiple days, a separate report is required for each day.
- B. If three judges are used on a panel, all three judges' marks must be reported to U.S. Figure Skating per rule 4603 even if rules 4530-4534 allow the test to be judged by one judge.
- 4604** The report required by rule 4603 must contain the following information:
- A. If the report is from a standard test session:
1. Host club name and number;
  2. The date the tests were taken;
  3. The name of each judge and U.S. Figure Skating registration number;
  4. The name of each trial judge and U.S. Figure Skating registration number;
  5. Each candidate's name, U.S. Figure Skating registration number and home club;
  6. The appropriate test code for each test taken;
  7. For each test reported, the total points awarded by each judge and trial judge, if applicable;
  8. Whether the overall result of the test is a "retry," "pass," "pass with honors," or "pass with distinction."
- B. If the report is from the submission of an IJS protocol in lieu of a standard test, in accordance with rule section 4200:
1. The name of the nonqualifying competition;
  2. The date of the event;
  3. The test for which the skater is receiving credit;
  4. The name of the event referee;
  5. The name of the technical controller;
  6. The skater's TES, PCS and TSS from the event;
  7. Verification of no invalid elements; and
  8. Verification of Coach's Statement being received.
  9. The date the IJS protocol for test credit was submitted to the test chair by the candidate
- 4605** The results required by rule 4603 and additional documents/files must be retained as follows:
- A. A copy of the individual test judging sheets is to be retained in the files of the club conducting the test for at least one year after the date of the test session.
- B. For any tests that were judged virtually, the performance affidavit, and consent and release forms are also to be retained for at least one year after the date of the test session. Videos should be kept for 30 days after the corresponding test results and fees have been entered and paid on the Members Only site.
- 4606** Test results must be reported and paid for through the Members Only site within 14 days of the date of the tests or the date the skater submits an IJS protocol for test credit (see rule 4604 (B)). Results reported after the 14-day period will incur a late fee per rule 4704. A club failing to report tests within 90 days may be suspended from conducting tests until penalties are paid.
- 4607** Clubs giving tests to members other than their own must notify the candidate's home club of the date the test was taken, including the names of the judges and the marks awarded. The report must be forwarded within two weeks after the date on which such tests were conducted.
- 4608** A trial judge's name, U.S. Figure Skating number and total score for each test trialed must be reported through the Members Only site. (See rule 4606.) A trial judge's test papers must be forwarded within 14 days by the club hosting the tests to the trial judge's mentor, who must retain them until such time as an application for appointment or promotion is submitted. The mentor is responsible for retaining a copy of all papers submitted. If the application for appointment or promotion is approved, the mentor may destroy the copies. A trial judge is entitled to copies of all of their trial papers.
- 4609** U.S. Figure Skating headquarters will issue test certificates for successful candidates and forward the certificates to the test chair or duly authorized representative of the candidate's home club for distribution.

**4700 Test Registration Fees and Late Fees**

**4701** The test chair or duly authorized representative of the member club must collect and remit a standardized registration fee to U.S. Figure Skating headquarters of \$8 per test. In the case of pair, pattern dance and free dance tests, each candidate will be assessed this test fee.

**4702** A candidate must pay all test fees to the test chair or a duly authorized representative of the host club.

**4703** Candidates who are members of member associations of the ISU (except Skate Canada) who are not members of U.S. Figure Skating or of a member club will pay a fee of \$10 in addition to the regular test fees for each U.S. Figure Skating singles, pair, skating skills or class of dance tests taken at any one test period or session. The fee for members of Skate Canada who are not members of U.S. Figure Skating or of a member club will be \$2 in addition to the regular test fee.

**4704** Results reported and paid for after more than 14 days have passed since the date of tests or the date the skater submitted an IJS protocol for test credit, but within 45 days, will incur a late fee of \$1 per test. An additional late fee of \$1 per test must be paid for every 30-day late period thereafter; however, the maximum penalty for any 30-day late period will not exceed \$10.

**4800 Test Emblems**

**4801** The emblems available for tests can be found through the Merchandise tab on the Members Only site.

**Notes**

## Computer Codes for Skating Skills and Singles Tests

<b>SKATING SKILLS</b>					
<b>Test</b>	<b>Standard Code</b>	<b>Skate United Code</b>	<b>Adult 21+ Code</b>	<b>Adult 50+ Code</b>	<b>Adaptive Code</b>
Pre-Preliminary	<u>PPSS</u>				
Preliminary	<u>PRSS</u>	<u>SUPRSS</u>			
Pre-Bronze	<u>PBSS</u>	<u>SUPBSS</u>			
Bronze	<u>BZSS</u>	<u>SUBZSS</u>			
Pre-Silver	<u>PSSS</u>	<u>SUPSSS</u>			
Silver	<u>SVSS</u>	<u>SUSVSS</u>			
Pre-Gold	<u>PGSS</u>	<u>SUPGSS</u>			
Gold	<u>GDSS</u>	<u>SUGDSS</u>			
Adult Pre-Bronze			<u>APBSS</u>		
Adult Bronze			<u>21BZSS</u>	<u>50BZSS</u>	
Adult Silver			<u>21SVSS</u>	<u>50SVSS</u>	
Adult Gold			<u>21GDSS</u>	<u>50GDSS</u>	
Adult Intermediate			<u>21INSS</u>	<u>50INSS</u>	
Adult Novice			<u>21NVSS</u>	<u>50NVSS</u>	
Adult Junior			<u>21JRSS</u>	<u>50JRSS</u>	
Adult Senior			<u>21SRSS</u>	<u>50SRSS</u>	
Adaptive Pre-Bronze					<u>ADPBSS</u>
Adaptive Bronze					<u>ADBZSS</u>
Adaptive Silver					<u>ADSVSS</u>
Adaptive Gold					<u>ADGDSS</u>

<b>SINGLES</b>				
<b>Test</b>	<b>Standard Code</b>	<b>Skate United Code</b>	<b>Adult Code</b>	<b>Adaptive Code</b>
Pre-Preliminary	<u>PPSI</u>			
Preliminary	<u>PRSI</u>	<u>SUPRSI</u>		
Pre-Bronze	<u>PBSI</u>	<u>SUPBSI</u>		
Bronze	<u>BZSI</u>	<u>SUBZSI</u>		
Pre-Silver	<u>PSSI</u>	<u>SUPSSI</u>		
Silver	<u>SVSI</u>	<u>SUSVSI</u>		
Pre-Gold	<u>PGSI</u>	<u>SUPGSI</u>		
Gold	<u>GDSI</u>	<u>SUGDSI</u>		
Adult Pre-Bronze			<u>APBSI</u>	
Adult Bronze			<u>ABZSI</u>	
Adult Silver			<u>ASVSI</u>	
Adult Gold			<u>AGDSI</u>	
Adult Intermediate			<u>AINSI</u>	
Adult Novice			<u>ANVSI</u>	
Adult Junior			<u>AJRSI</u>	
Adult Senior			<u>ASRSI</u>	
Adaptive Pre-Bronze				<u>ADPBSI</u>
Adaptive Bronze				<u>ADBZSI</u>
Adaptive Silver				<u>ADSVSI</u>
Adaptive Gold				<u>ADGDSI</u>

## Computer Codes for Pair, Free Dance and Figure Tests

PAIR			
Test	Standard Code	Skate United Code	Adult Code
<u>Bronze</u>	<u>BZPR</u>	<u>SUBZPR</u>	
<u>Pre-Silver</u>	<u>PSPR</u>	<u>SUPSPR</u>	
<u>Silver</u>	<u>SVPR</u>	<u>SUSVPR</u>	
<u>Pre-Gold</u>	<u>PGPR</u>	<u>SUPGPR</u>	
<u>Gold</u>	<u>GDPR</u>	<u>SUGDPR</u>	
Adult Bronze			<u>ABZPR</u>
Adult Silver			<u>ASVPR</u>
Adult Gold			<u>AGDPR</u>

PARTNERED FREE DANCE				
Test	Standard Code	Skate United Code	Adult 21+ Code	Adult 50+ Code
<u>Bronze Partnered</u>	<u>BZPFD</u>	<u>SUBZPFD</u>		
<u>Pre-Silver Partnered</u>	<u>PSPFD</u>	<u>SUPSPFD</u>		
<u>Silver Partnered</u>	<u>SVPFD</u>	<u>SUSVPFD</u>		
<u>Pre-Gold Partnered</u>	<u>PGPFD</u>	<u>SUPGPFD</u>		
<u>Gold Partnered</u>	<u>GDPFD</u>	<u>SUGDPFD</u>		
Adult Pre-Bronze Partnered			<u>APBPFD</u>	
Adult Bronze Partnered			<u>21BZPFD</u>	<u>50BFD</u>
Adult Silver Partnered			<u>21SVPFD</u>	<u>50SFD</u>
Adult Gold Partnered			<u>21GDPFD</u>	<u>50GFD</u>

SOLO FREE DANCE				
Test	Standard Code	Skate United Code	Adult 21+ Code	Adult 50+ Code
<u>Bronze Solo</u>	<u>BZZFD</u>	<u>SUBZZFD</u>		
<u>Pre-Silver Solo</u>	<u>PSZFD</u>	<u>SUPSZFD</u>		
<u>Silver Solo</u>	<u>SVZFD</u>	<u>SUSVZFD</u>		
<u>Pre-Gold Solo</u>	<u>PGZFD</u>	<u>SUPGZFD</u>		
<u>Gold Solo</u>	<u>GDZFD</u>	<u>SUGDZFD</u>		
Adult Juvenile Solo			<u>21JVZFD</u>	<u>50JVZFD</u>
Adult Intermediate Solo			<u>21INZFD</u>	<u>50INZFD</u>
Adult Novice Solo			<u>21NVZFD</u>	<u>50NVZFD</u>
Adult Junior Solo			<u>21JRZFD</u>	<u>50JRZFD</u>
Adult Senior Solo			<u>21SRZFD</u>	<u>50SRZFD</u>



## Computer Codes for Pattern Dance Tests – Lead

Category	Dance	Standard Partnered Code	Standard Solo Track Code	Skate United Partnered Code	Skate United Solo Track Code	Adult 21+ Partnered Code	Adult 21+ Solo Track Code	Adult 50+ Partnered Code	Adult 50+ Solo Track Code
Preliminary	Dutch Waltz	<u>LPDW</u>	<u>LSDW</u>						
	Canasta Tango	<u>LPCT</u>	<u>LSCT</u>						
	Rhythm Blues	<u>LPRB</u>	<u>LSRB</u>						
Pre-Bronze	Swing Dance	<u>LPSD</u>	<u>LSSD</u>	<u>LPSUSD</u>	<u>LSSUSD</u>	<u>LP21SD</u>	<u>LS21SD</u>	<u>LP50SD</u>	<u>LS50SD</u>
	Cha Cha	<u>LPCH</u>	<u>LSCH</u>	<u>LPSUCH</u>	<u>LSSUCH</u>	<u>LP21CH</u>	<u>LS21CHY</u>	<u>LP50CH</u>	<u>LS50CH</u>
	Fiesta Tango	<u>LPFT</u>	<u>LSFT</u>	<u>LPSUFT</u>	<u>LSSUFT</u>	<u>LP21FT</u>	<u>LS21FT</u>	<u>LP50FT</u>	<u>LS50FT</u>
Bronze	Hickory Hoedown	<u>LPHH</u>	<u>LSHH</u>	<u>LPSUHH</u>	<u>LSSUHH</u>	<u>LP21HH</u>	<u>LS21HH</u>	<u>LP50HH</u>	<u>LS50HH</u>
	Willow Waltz	<u>LPWI</u>	<u>LSWI</u>	<u>LPSUWI</u>	<u>LSSUWI</u>	<u>LP21WI</u>	<u>LS21WI</u>	<u>LP50WI</u>	<u>LS50WI</u>
	Ten-Fox	<u>LPTF</u>	<u>LSTF</u>	<u>LPSUTF</u>	<u>LSSUTF</u>	<u>LP21TF</u>	<u>LS21TF</u>	<u>LP50TF</u>	<u>LS50TF</u>
Pre-Silver	Fourteenstep	<u>LP14</u>	<u>LS14</u>	<u>LPSU14</u>	<u>LSSU14</u>	<u>LP2114</u>	<u>LS2114</u>	<u>LP5014</u>	<u>LS5014</u>
	European Waltz	<u>LPEW</u>	<u>LSEW</u>	<u>LPSUEW</u>	<u>LSSUEW</u>	<u>LP21EW</u>	<u>LS21EW</u>	<u>LP50EW</u>	<u>LS50EW</u>
	Foxtrot	<u>LPFO</u>	<u>LSFO</u>	<u>LPSUFO</u>	<u>LSSUFO</u>	<u>LP21FO</u>	<u>LS21FO</u>	<u>LP50FO</u>	<u>LS50FO</u>
Silver	American Waltz	<u>LPAW</u>	<u>LSAW</u>	<u>LPSUAW</u>	<u>LSSUAW</u>	<u>LP21AW</u>	<u>LS21AW</u>	<u>LP50AW</u>	<u>LS50AW</u>
	Tango	<u>LPTA</u>	<u>LSTA</u>	<u>LPSUTA</u>	<u>LSSUTA</u>	<u>LP21TA</u>	<u>LS21TA</u>	<u>LP50TA</u>	<u>LS50TA</u>
	Rocker Foxtrot	<u>LPRF</u>	<u>LSRF</u>	<u>LPSURF</u>	<u>LSSURF</u>	<u>LP21RF</u>	<u>LS21RF</u>	<u>LP50RF</u>	<u>LS50RF</u>
Pre-Gold	Kilian	<u>LPKI</u>	<u>LSKI</u>	<u>LPSUKI</u>	<u>LSSUKI</u>	<u>LP21KI</u>	<u>LS21KI</u>	<u>LP50KI</u>	<u>LS50KI</u>
	Blues	<u>LPBL</u>	<u>LSBL</u>	<u>LPSUBL</u>	<u>LSSUBL</u>	<u>LP21BL</u>	<u>LS21BL</u>	<u>LP50BL</u>	<u>LS50BL</u>
	Paso Doble	<u>LPPD</u>	<u>LSPD</u>	<u>LPSUPD</u>	<u>LSSUPD</u>	<u>LP21PD</u>	<u>LS21PD</u>	<u>LP50PD</u>	<u>LS50PD</u>
	Starlight Waltz	<u>LPSW</u>	<u>LSSW</u>	<u>LPSUSW</u>	<u>LSSUSW</u>	<u>LP21SW</u>	<u>LS21SW</u>	<u>LP50SW</u>	<u>LS50SW</u>
Gold	Viennese Waltz	<u>LPVW</u>	<u>LSVW</u>	<u>LPSUVW</u>	<u>LSSUVW</u>	<u>LP21VW</u>	<u>LS21VW</u>	<u>LP50VW</u>	<u>LS50VW</u>
	Westminster Waltz	<u>LPWW</u>	<u>LSWW</u>	<u>LPSUWW</u>	<u>LSSUWW</u>	<u>LP21WW</u>	<u>LS21WW</u>	<u>LP50WW</u>	<u>LS50WW</u>
	Quickstep	<u>LPQS</u>	<u>LSQS</u>	<u>LPSUQS</u>	<u>LSSUQS</u>	<u>LP21QS</u>	<u>LS21QS</u>	<u>LP50QS</u>	<u>LS50QS</u>
	Argentine Tango	<u>LPAT</u>	<u>LSAT</u>	<u>LPSUAT</u>	<u>LSSUAT</u>	<u>LP21AT</u>	<u>LS21AT</u>	<u>LP50AT</u>	<u>LS50AT</u>
International	Austrian Waltz	<u>LPAU</u>	<u>LSAU</u>	<u>LPSUAU</u>	<u>LSSUAU</u>	<u>LP21AU</u>	<u>LS21AU</u>	<u>LP50AU</u>	<u>LS50AU</u>
	Cha Cha Congelado	<u>LPCC</u>	<u>LSCC</u>	<u>LPSUCC</u>	<u>LSSUCC</u>	<u>LP21CC</u>	<u>LS21CC</u>	<u>LP50CC</u>	<u>LS50CC</u>
	Finnstep	<u>LPFS</u>	<u>LSFS</u>	<u>LPSUFS</u>	<u>LSSUFS</u>	<u>LP21FS</u>	<u>LS21FS</u>	<u>LP50FS</u>	<u>LS50FS</u>
	Golden Waltz	<u>LPGW</u>	<u>LSGW</u>	<u>LPSUGW</u>	<u>LSSUGW</u>	<u>LP21GW</u>	<u>LS21GW</u>	<u>LP50GW</u>	<u>LS50GW</u>
	Midnight Blues	<u>LPMB</u>	<u>LSMB</u>	<u>LPSUMB</u>	<u>LSSUMB</u>	<u>LP21MB</u>	<u>LS21MB</u>	<u>LP50MB</u>	<u>LS50MB</u>
	Ravensburger Waltz	<u>LPRW</u>	<u>LSRW</u>	<u>LPSURW</u>	<u>LSSURW</u>	<u>LP21RW</u>	<u>LS21RW</u>	<u>LP50RW</u>	<u>LS50RW</u>
	Rhumba	<u>LPRH</u>	<u>LSRH</u>	<u>LPSURH</u>	<u>LSSURH</u>	<u>LP21RH</u>	<u>LS21RH</u>	<u>LP50RH</u>	<u>LS50RH</u>
	Silver Samba	<u>LPSS</u>	<u>LSSS</u>	<u>LPSUSS</u>	<u>LSSUSS</u>	<u>LP21SS</u>	<u>LS21SS</u>	<u>LP50SS</u>	<u>LS50SS</u>
	Tango Romantica	<u>LPTR</u>	<u>LSTR</u>	<u>LPSUTR</u>	<u>LSSUTR</u>	<u>LP21TR</u>	<u>LS21TR</u>	<u>LP50TR</u>	<u>LS50TR</u>
	Tea-Time Foxtrot	<u>LPTT</u>	<u>LSTT</u>	<u>LPSUTT</u>	<u>LSSUTT</u>	<u>LP21TT</u>	<u>LS21TT</u>	<u>LP50TT</u>	<u>LS50TT</u>
Yankee Polka	<u>LPYP</u>	<u>LSYP</u>	<u>LPSUYP</u>	<u>LSSUYP</u>	<u>LP21YP</u>	<u>LS21YP</u>	<u>LP50YP</u>	<u>LS50YP</u>	

## Computer Codes for Pattern Dance Tests – Follow

Category	Dance	Standard Partnered Code	Standard Solo Track Code	Skate United Partnered Code	Skate United Solo Track Code	Adult 21+ Partnered Code	Adult 21+ Solo Track Code	Adult 50+ Partnered Code	Adult 50+ Solo Track Code
Preliminary	Dutch Waltz	<u>FPDW</u>	<u>FSDW</u>						
	Canasta Tango	<u>FPCT</u>	<u>FSCT</u>						
	Rhythm Blues	<u>FPRB</u>	<u>FSRB</u>						
Pre-Bronze	Swing Dance	<u>FPSD</u>	<u>FSSD</u>	<u>FPSUSD</u>	<u>FSSUSD</u>	<u>FP21SD</u>	<u>FS21SD</u>	<u>FP50SD</u>	<u>FS50SD</u>
	Cha Cha	<u>FPCH</u>	<u>FSCH</u>	<u>FPSUCH</u>	<u>FSSUCH</u>	<u>FP21CH</u>	<u>FS21CHY</u>	<u>FP50CH</u>	<u>FS50CH</u>
	Fiesta Tango	<u>FPFT</u>	<u>FSFT</u>	<u>FPSUFT</u>	<u>FSSUFT</u>	<u>FP21FT</u>	<u>FS21FT</u>	<u>FP50FT</u>	<u>FS50FT</u>
Bronze	Hickory Hoedown	<u>FPHH</u>	<u>FSHH</u>	<u>FPSUHH</u>	<u>FSSUHH</u>	<u>FP21HH</u>	<u>FS21HH</u>	<u>FP50HH</u>	<u>FS50HH</u>
	Willow Waltz	<u>FPWI</u>	<u>FSWI</u>	<u>FPSUWI</u>	<u>FSSUWI</u>	<u>FP21WI</u>	<u>FS21WI</u>	<u>FP50WI</u>	<u>FS50WI</u>
	Ten-Fox	<u>FPTF</u>	<u>FSTF</u>	<u>FPSUTF</u>	<u>FSSUTF</u>	<u>FP21TF</u>	<u>FS21TF</u>	<u>FP50TF</u>	<u>FS50TF</u>
Pre-Silver	Fourteenstep	<u>FP14</u>	<u>FS14</u>	<u>FPSU14</u>	<u>FSSU14</u>	<u>FP2114</u>	<u>FS2114</u>	<u>FP5014</u>	<u>FS5014</u>
	European Waltz	<u>FPEW</u>	<u>FSEW</u>	<u>FPSUEW</u>	<u>FSSUEW</u>	<u>FP21EW</u>	<u>FS21EW</u>	<u>FP50EW</u>	<u>FS50EW</u>
	Foxtrot	<u>FPFO</u>	<u>FSFO</u>	<u>FPSUFO</u>	<u>FSSUFO</u>	<u>FP21FO</u>	<u>FS21FO</u>	<u>FP50FO</u>	<u>FS50FO</u>
Silver	American Waltz	<u>FPAW</u>	<u>FAW</u>	<u>FPSUAW</u>	<u>FSSUAW</u>	<u>FP21AW</u>	<u>FS21AW</u>	<u>FP50AW</u>	<u>FS50AW</u>
	Tango	<u>FPTA</u>	<u>FSTA</u>	<u>FPSUTA</u>	<u>FSSUTA</u>	<u>FP21TA</u>	<u>FS21TA</u>	<u>FP50TA</u>	<u>FS50TA</u>
	Rocker Foxtrot	<u>FPRF</u>	<u>FSRF</u>	<u>FPSURF</u>	<u>FSSURF</u>	<u>FP21RF</u>	<u>FS21RF</u>	<u>FP50RF</u>	<u>FS50RF</u>
Pre-Gold	Kilian	<u>FPKI</u>	<u>FSKI</u>	<u>FPSUKI</u>	<u>FSSUKI</u>	<u>FP21KI</u>	<u>FS21KI</u>	<u>FP50KI</u>	<u>FS50KI</u>
	Blues	<u>FPBL</u>	<u>FSBL</u>	<u>FPSUBL</u>	<u>FSSUBL</u>	<u>FP21BL</u>	<u>FS21BL</u>	<u>FP50BL</u>	<u>FS50BL</u>
	Paso Doble	<u>FPPD</u>	<u>FSPD</u>	<u>FPSUPD</u>	<u>FSSUPD</u>	<u>FP21PD</u>	<u>FS21PD</u>	<u>FP50PD</u>	<u>FS50PD</u>
	Starlight Waltz	<u>FPSW</u>	<u>FSSW</u>	<u>FPSUSW</u>	<u>FSSUSW</u>	<u>FP21SW</u>	<u>FS21SW</u>	<u>FP50SW</u>	<u>FS50SW</u>
Gold	Viennese Waltz	<u>FPVW</u>	<u>FSVW</u>	<u>FPSUVW</u>	<u>FSSUVW</u>	<u>FP21VW</u>	<u>FS21VW</u>	<u>FP50VW</u>	<u>FS50VW</u>
	Westminster Waltz	<u>FPWW</u>	<u>FSWW</u>	<u>FPSUWW</u>	<u>FSSUWW</u>	<u>FP21WW</u>	<u>FS21WW</u>	<u>FP50WW</u>	<u>FS50WW</u>
	Quickstep	<u>FPQS</u>	<u>FSQS</u>	<u>FPSUQS</u>	<u>FSSUQS</u>	<u>FP21QS</u>	<u>FS21QS</u>	<u>FP50QS</u>	<u>FS50QS</u>
	Argentine Tango	<u>FPAT</u>	<u>FSAT</u>	<u>FPSUAT</u>	<u>FSSUAT</u>	<u>FP21AT</u>	<u>FS21AT</u>	<u>FP50AT</u>	<u>FS50AT</u>
International	Austrian Waltz	<u>FPAU</u>	<u>FSAU</u>	<u>FPSUAU</u>	<u>FSSUAU</u>	<u>FP21AU</u>	<u>FS21AU</u>	<u>FP50AU</u>	<u>FS50AU</u>
	Cha Cha Congelado	<u>FPCC</u>	<u>FSCC</u>	<u>FPSUCC</u>	<u>FSSUCC</u>	<u>FP21CC</u>	<u>FS21CC</u>	<u>FP50CC</u>	<u>FS50CC</u>
	Finnstep	<u>FPFS</u>	<u>FSFS</u>	<u>FPSUFS</u>	<u>FSSUFS</u>	<u>FP21FS</u>	<u>FS21FS</u>	<u>FP50FS</u>	<u>FS50FS</u>
	Golden Waltz	<u>FPGW</u>	<u>FSGW</u>	<u>FPSUGW</u>	<u>FSSUGW</u>	<u>FP21GW</u>	<u>FS21GW</u>	<u>FP50GW</u>	<u>FS50GW</u>
	Midnight Blues	<u>FPMB</u>	<u>FSMB</u>	<u>FPSUMB</u>	<u>FSSUMB</u>	<u>FP21MB</u>	<u>FS21MB</u>	<u>FP50MB</u>	<u>FS50MB</u>
	Ravensburger Waltz	<u>FPRW</u>	<u>FSRW</u>	<u>FPSURW</u>	<u>FSSURW</u>	<u>FP21RW</u>	<u>FS21RW</u>	<u>FP50RW</u>	<u>FS50RW</u>
	Rhumba	<u>FPRH</u>	<u>FSRH</u>	<u>FPSURH</u>	<u>FSSURH</u>	<u>FP21RH</u>	<u>FS21RH</u>	<u>FP50RH</u>	<u>FS50RH</u>
	Silver Samba	<u>FPSS</u>	<u>FSSS</u>	<u>FPSUSS</u>	<u>FSSUSS</u>	<u>FP21SS</u>	<u>FS21SS</u>	<u>FP50SS</u>	<u>FS50SS</u>
	Tango Romantica	<u>FPTR</u>	<u>FSTR</u>	<u>FPSUTR</u>	<u>FSSUTR</u>	<u>FP21TR</u>	<u>FS21TR</u>	<u>FP50TR</u>	<u>FS50TR</u>
	Tea-Time Foxtrot	<u>FPTT</u>	<u>FSTT</u>	<u>FPSUTT</u>	<u>FSSUTT</u>	<u>FP21TT</u>	<u>FS21TT</u>	<u>FP50TT</u>	<u>FS50TT</u>
	Yankee Polka	<u>FPYP</u>	<u>FSYP</u>	<u>FPSUYP</u>	<u>FSSUYP</u>	<u>FP21YP</u>	<u>FS21YP</u>	<u>FP50YP</u>	<u>FS50YP</u>

## Technical Requirements – Skating Skills

### 5000 Skating Skills Test Requirements

#### 5010 Classification of Skating Skills Tests

Skating skills tests may be taken and passed independently of the singles, pair, pattern dance and free dance tests. A skater may take and pass skating skills tests higher than the corresponding singles, pair, pattern dance and free dance tests and still be qualified to compete in qualifying and nonqualifying competitions. Competitors should refer to the rules for competition requirements for test and age requirements.

5011 The standard skating skills tests are divided into eight classes which must be taken in the following order:

Standard <u>Skating Skills</u> Test	Prerequisite
Pre-preliminary	None
Standard preliminary	Pre-preliminary <u>skating skills</u> test
Standard pre-bronze	Standard preliminary <u>skating skills</u> test
Standard bronze	Standard pre-bronze <u>skating skills</u> test
Standard pre-silver	Standard bronze <u>skating skills</u> test or adult gold <u>skating skills</u> test (adult 21+ or adult 50+ passing average)
Standard silver	Standard pre-silver <u>skating skills</u> test
Standard pre-gold	Standard silver <u>skating skills</u> test
Standard gold	Standard pre-gold <u>skating skills</u> test

A. To qualify for any standard skating skills test, the candidate must have completed the relevant prerequisites shown in this rule 5011.

5012 The adult skating skills tests are divided into eight classes which must be taken in the following order:

Adult <u>Skating Skills</u> Test	Candidate	Prerequisite
Adult pre-bronze	N/A	None
Adult bronze	Adult 21+	Adult pre-bronze <u>skating skills</u> test or pre-preliminary <u>skating skills</u> test
	Adult 50+	Adult pre-bronze <u>skating skills</u> test or pre-preliminary <u>skating skills</u> test
Adult silver	Adult 21+	Adult bronze <u>skating skills</u> test (adult 21+ passing average) or standard preliminary <u>skating skills</u> test
	Adult 50+	Adult bronze <u>skating skills</u> test (adult 21+ or adult 50+ passing average) or standard preliminary <u>skating skills</u> test
Adult gold	Adult 21+	Adult silver <u>skating skills</u> test (adult 21+ passing average) or standard pre-bronze <u>skating skills</u> test
	Adult 50+	Adult silver <u>skating skills</u> test (adult 21+ or adult 50+ passing average) or standard pre-bronze <u>skating skills</u> test
Adult intermediate	Adult 21+	Adult gold <u>skating skills</u> test (adult 21+ passing average) or standard bronze <u>skating skills</u> test
	Adult 50+	Adult gold <u>skating skills</u> test (adult 21+ or adult 50+ passing average) or standard bronze <u>skating skills</u> test
Adult novice	Adult 21+	Adult intermediate <u>skating skills</u> test (adult 21+ passing average) or standard pre-silver <u>skating skills</u> test
	Adult 50+	Adult intermediate <u>skating skills</u> test (adult 21+ or adult 50+ passing average) or standard pre-silver <u>skating skills</u> test
Adult junior	Adult 21+	Adult novice <u>skating skills</u> test (adult 21+ passing average) or standard silver <u>skating skills</u> test
	Adult 50+	Adult novice <u>skating skills</u> test (adult 21+ or adult 50+ passing average) or standard silver <u>skating skills</u> test
Adult senior	Adult 21+	Adult junior <u>skating skills</u> test (adult 21+ passing average) or standard pre-gold <u>skating skills</u> test
	Adult 50+	Adult junior <u>skating skills</u> test (adult 21+ or adult 50+ passing average) or standard pre-gold <u>skating skills</u> test

A. To qualify for any adult skating skills test, the candidate must be 21 years of age or older and must have completed the relevant prerequisites as shown above. To qualify as an adult 50+ candidate, the candidate must be 50 years of age or older and must have completed the relevant prerequisites shown in this rule 5012.

- B. A candidate who meets the age requirements in rule 5012 (A) who would like to take an adult skating skills test as an adult 50+ candidate must specify this when registering to take the test. If the candidate does not specify, it will be assumed that the candidate is taking the test as an adult 21+ candidate, regardless of the candidate's age.
- C. Skating skills equivalencies are allowed in one direction only from the standard track to the adult track, not from the adult track to the standard track, except that adult skaters who have passed the adult gold skating skills test (adult 21+ or adult 50+ passing average) are permitted to take the standard pre-silver skating skills test without testing the pre-preliminary or standard preliminary through bronze skating skills tests.

**5013** The Skate United skating skills tests are divided into eight classes which must be taken in the following order:

<b>Skate United <u>Skating Skills</u> Test</b>	<b>Prerequisite</b>
Pre-preliminary	none
Skate United preliminary	Skate United pre-preliminary <u>skating skills</u> test or pre-preliminary <u>skating skills</u> test
Skate United <u>pre-bronze</u>	Skate United preliminary <u>skating skills</u> test or standard preliminary <u>skating skills</u> test
Skate United <u>bronze</u>	Skate United <u>pre-bronze skating skills</u> test or standard <u>pre-bronze skating skills</u> test
Skate United <u>pre-silver</u>	Skate United <u>bronze skating skills</u> test or <u>bronze skating skills</u> test
Skate United <u>silver</u>	Skate United <u>pre-silver skating skills</u> test or standard <u>pre-silver skating skills</u> test
Skate United <u>pre-gold</u>	Skate United <u>silver skating skills</u> test or standard <u>silver skating skills</u> test
Skate United <u>gold</u>	Skate United <u>pre-gold skating skills</u> test or standard <u>pre-gold skating skills</u> test

- A. The Skate United test track is for candidates who have physical disabilities, as defined by the Americans with Disabilities Act (ADA). Candidates must complete the prerequisites as shown in this rule 5013.
- B. Skating skills equivalencies are allowed in one direction only from the standard track to the Skate United track, not from the Skate United track to the standard track. (Example: a skater who passes the standard pre-silver skating skills test is eligible to take the Skate United silver skating skills test; however, a skater who passes the Skate United pre-silver skating skills test is not eligible to then take the standard silver skating skills test.
- C. Skate United candidates who need additional accommodations may also apply for a Skating Accommodations Memorandum as outlined in rule 4005.

**5014** The adaptive skating skating skills tests are divided into four classes which must be taken in the following order:

<b>Adaptive Skating <u>Skating Skills</u> Test</b>	<b>Prerequisite</b>
Adaptive skating pre-bronze	None
Adaptive skating bronze	Adaptive skating pre-bronze <u>skating skills</u> test
Adaptive skating silver	Adaptive skating bronze <u>skating skills</u> test
Adaptive skating gold	Adaptive skating silver <u>skating skills</u> test

- A. An adaptive skating skating skills test may be given to any Special Olympics or adaptive skating athlete who is registered with a Special Olympics or adaptive skating program.
- B. Adaptive skating skating skills tests are a separate series of tests. The passing of a lower level adaptive skating skating skills test does not qualify the candidate to take the next higher level standard or adult skating skills test.
- C. Skating skills tests may be given to adaptive skating candidates at all levels specified in rules 5011, 5012 and 5014, regardless of the age of the athlete.

**5020 General Requirements for Skating Skills Tests**

**5021** Skating skills are basic skating moves not set to music. The terms and judging standards applied to skating skills are for basic skating.

- A. The elements in the skating skills tests must be skated in the order as set forth in the schedule of tests.
- B. Each element must be commenced from a standing, stationary position with a maximum of seven introductory steps unless specified otherwise in these rules. (See rule 5036.)
- C. The steps must be skated in general accordance with the diagrams and descriptions.
- D. Directed by the judge-in-charge, when applicable, skaters will select the area on the ice surface for their skating skills elements.
- E. Soft background music is permitted.

**5022** There are no restrictions on the use of painted lines or marks on the ice for skating skills tests.

**5030 Marking of Skating Skills Tests**

**5031** Pre-preliminary and adult pre-bronze skating skills tests are marked “pass,” “pass with honors” or “retry” for the entire test. Adaptive skating skating skills tests are marked “pass” or “retry” for the entire test. For all other skating skills test levels, each skating skills element will be marked on a scale ranging from -3 to +3, in whole number increments, with “0” equal to passing average for test level expectation.

- 5032** Skating skills must be skated with good edges, control, flow, extension, carriage and rhythm. An even speed and flow should be maintained throughout. Maximum utilization of the ice surface is desirable. Ice coverage must not be obtained by the use of flat or shallow edges. In assigning marks, the following must be considered:
- A. **Accuracy:** The correct start, steps and adherence to the general pattern.
  - B. **Edge quality:** Initiated through proper body alignment over the skating foot, creating a stable arc that travels uninterrupted until a required transition takes place. Depth of edge refers to the acuteness of the arc and is created by the lean of the body and the angle of the blade when it takes the ice. Good edge quality results in a confident, sure and controlled movement.
  - C. **Turn execution:** The proper skill and technique of how the turn should be performed. The correct entry and exit edges are to be adequate and maintained throughout the turn for its identification.
  - D. **Extension:** The general carriage should be erect, characterized by an extended bodyline. The angle of the head follows naturally from the line of the back; the arms should be naturally extended with the shoulders down and back. The skater's hands should follow the line of the movement being executed. The final extended position should be executed in a controlled manner and should achieve the maximum length of all body lines.
  - E. **Quickness:** Refers to foot speed. It is precise, rapid and crisp execution of turns, changes of edge and transitions. Quickness does not refer to the overall pace at which the move is skated, although in some moves the foot speed will result in a brisk and continuous cadence. Refinements to acknowledge quick movement that is quiet, fluid and continuous without disturbing the proper and erect carriage of the upper body or interrupting the established rhythm.
  - F. **Power:** The creation and maintenance of speed and flow without visible effort. It is developed by a continuous rise and fall of the skating knee together with the pressure of the edge of the blade against the ice. (The skater should demonstrate the ability to exert equal pressure against the surface of the ice on both the right and left foot.) End products of power are (1) velocity, speed or pace; (2) flow across the ice; and (3) acceleration.
  - G. **Continuous flow:** The skater's ability to maintain a consistent and undisturbed running edge across the ice. Flow does not necessarily relate to the speed at which the skater is traveling as it is sometimes best recognized as the skater starts to slow.
  - H. **Posture/carriage:** The proper alignment of the hips, back, arms and shoulders, and head over the skate. Unless the move requires a variation, typically, the skater's back should be straight, with the spine and head perpendicular to the surface of the ice. The arms should be extended out from the shoulders, level and relaxed. The free leg should be in a straight line and slightly turned out from the free hip to the free toe.
  - I. **Bilateral movement:** The ability to execute movements on both sides of the body, clockwise and counterclockwise, forward and backward.
  - J. **Strength:** The creation and maintenance of balance and flow developed by a continuous rise and fall of the skating knee together with the pressure of the edge of the blade against the ice. (The skater should demonstrate the ability to exert equal pressure against the ice with both the right and left foot.) End products of strength are (1) good posture; (2) flow across the ice; and (3) consistent pace.
- 5033** An effortless, flowing and graceful execution should be achieved. Subject to a general conformity with the basic requirements and within the limits of the following rules, the skater is permitted complete freedom with respect to the following positions:
- A. The head should be carried in an upright position, relaxed and held naturally;
  - B. The upper body should be upright, but not stiff;
  - C. The arms should be held gracefully;
  - D. The free leg should be extended, with the toe pointed.
- 5034** For adult 21+ candidates (adult intermediate through adult senior skating skills tests) and Skate United candidates, the candidate should show the same level of achievement as that of a standard candidate at one test level below. For adult 50+ candidates (adult intermediate through adult senior skating skills tests), the candidate should show the same level of achievement as that of a standard candidate at two test levels below. For adult 50+ candidates (adult bronze through adult gold skating skills tests), the candidate should show the same level of achievement as that of an adult 21+ candidate at one test level below.
- 5035** If a skater starts a move on the wrong foot or skates a move other than that prescribed, the judge-in-charge must draw attention to the mistake as soon as possible. The mistake must be treated as a false start. Such fresh start must be allowed only once per move without penalty. (See rule 5036.)
- 5036** **Mandatory Deductions:** Certain errors in skating skills tests (with the exception of pre-preliminary, adult pre-bronze and adaptive skating skating skills tests) require a mandatory deduction of one point (-1) from the mark that would have otherwise been given for that element and do not require a reskate of the element in question in order to pass the test. Such errors are:
- A. Exceeding the seven introductory steps;
  - B. Not starting from a standing, stationary position when required;
  - C. Incorrect execution of a second fresh start.

- 5037** For all skating skills tests except the pre-preliminary, adult pre-bronze and adaptive skating skating skills tests the following information is listed:
- Pass total: The total points which must be obtained for the test from an individual judge in order to obtain a “pass” from that judge.
  - Honors total: The total points which must be obtained for the test from an individual judge in order to obtain a “pass with honors” from that judge.
  - Distinction total: The total points which must be obtained for the test from an individual judge in order to obtain a “pass with distinction” from that judge.
- 5038** In order to pass a skating skills test, a candidate must have received a “pass total” or a “pass” for the entire test from a majority of the judges. In the case where there is no majority test result among the panel, the second highest result among the panel is awarded (i.e. if results are “pass,” “pass with honors,” and “pass with distinction,” the skater is awarded “pass with honors”).
- 5039** **Adaptive Skating Skating Skills Tests:**  
Adaptive skating skating skills tests are to be judged on a “pass” or “retry” basis.
- To pass a standard or adult skating skills test as an adaptive skating candidate, a candidate should achieve a comfortable level of performance with the new concepts introduced at each level.
  - All elements may be reskated one time at the request of the judge-in-charge. Additional reskates will be at the discretion of the judge-in-charge.
  - There is no focus for any element.
  - Special Olympics and adaptive skating candidates may be assisted during the test by a coach or another athlete from the boards or on the ice.
  - Guidelines and specific examples of appropriate verbal cues, translations or prompting can be found in the Adaptive Skating Manual on [usfigureskating.org](http://usfigureskating.org).
- 5040** **Reskating Any Element of a Skating Skills Test:**
- At the completion of any test and before any other test is conducted, the judge-in-charge must ask the other two judges individually if they wish to see any element reskated before the judges turn in their judging sheets. Should the judges wish a reskate, they must indicate to the judge-in-charge what they wish to be reskated. This must be done privately without conference. If a majority of the panel requests a reskate, the judge-in-charge will direct the skater to reskate the agreed-upon element. If the judges do not agree on which element to reskate, the judge-in-charge will decide. A brief rest and warm-up is permitted before the reskate is performed.
  - A reskate may only be requested if warranted in order to mark a test as “pass”, not as “pass with honors” or “pass with distinction.”
  - After a skating skills test, one element may be reskated, if necessary. The reskate may consist of the entire element or a portion of the element.
- 5100** **Test Expectations, Required Elements, Pass Totals and Approximate Times for Standard and Skate United Skating Skills Tests and Adult Intermediate through Senior Skating Skills Tests**  
For judging panel requirements for skating skills tests, see rule 4532.
- 5101** **Pre-Preliminary Skating Skills Test**  
**Test expectations:** The purpose of this test is to encourage beginning skaters to learn the fundamentals of ice skating. No great deal of technical ability, carriage or flow is expected. The candidate must show knowledge of the steps, fairly good edges and some evidence of good form. Expectations are equivalent for Skate United candidates.
- Forward perimeter stroking
  - Basic consecutive edges
  - Forward right and left foot spirals
  - Waltz eight
- Pass/pass with honors/retry:** The entire test will be marked on a “pass,” “pass with honors” or “retry” basis only, and individual marks will not be awarded. The “pass,” “pass with honors” or “retry” will be arrived at by consideration of the composite of each element in relation to the whole. One element may be reskated, if necessary (see rule 5040).  
[Diagrams are available beginning on page SS-3](#)  
**Approximate time for test:** eight minutes

**5102 Standard and Skate United Preliminary Skating Skills Test**

**Test expectations:** The purpose of this test is to continue the encouragement of beginning skaters to learn the fundamentals of ice skating. The candidate must show knowledge of the steps and a good sense of power (speed and flow). Attention should be given to depth of edges and proper curvature of lobes. For Skate United candidates, see rule 5034.

1. Forward and backward crossovers
2. Consecutive outside and inside spirals
3. Forward power three-turns
4. Alternating forward three-turns
5. Forward circle eight
6. Alternating backward crossovers to backward outside edges

One element may be reskated, if necessary (see rule 5040).

[Diagrams are available beginning on page SS-7](#)

**Pass total:** 0 to 6 points

**Honors total:** 7 to 12 points

**Distinction total:** 13 to 18 points

**Approximate time for test:** 10 minutes

**5103 Standard and Skate United Pre-Bronze Skating Skills Test**

**Test expectations:** The fundamentals of ice skating must be demonstrated, although not necessarily mastered. Good edges, flow, power, extension and posture are required and must be strongly emphasized. For Skate United candidates, see rule 5034.

1. Forward and backward perimeter power stroking
2. FO-BI three-turns in the field
3. FI-BO three-turns in the field
4. Forward and backward power change of edge pulls
5. Backward circle eight
6. Five-step mohawk sequence

One element may be reskated, if necessary (see rule 5040).

[Diagrams are available beginning on page SS-13](#)

**Pass total:** 0 to 6 points

**Honors total:** 7 to 12 points

**Distinction total:** 13 to 18 points

**Approximate time for test:** 12 minutes

**5104 Standard and Skate United Bronze Skating Skills Test**

**Test expectations:** Candidates must skate the correct steps and turns on good edges, with good form, flow, power and preciseness to their steps. For Skate United candidates, see rule 5034.

1. Stroking: Forward power circle
2. Stroking: Backward power circle
3. Eight-step mohawk sequence
4. Forward and backward free skate cross strokes
5. Backward power three-turns
6. Forward double three-turns

One element may be reskated, if necessary (see rule 5040).

[Diagrams are available beginning on page SS-19](#)

**Pass total:** 0 to 6 points

**Honors total:** 7 to 12 points

**Distinction total:** 13 to 18 points

**Approximate time for test:** 10 minutes

**5105 Standard and Skate United Pre-Silver Skating Skills Test and Adult Intermediate Skating Skills Test**

**Test expectations:** Strong, true edges, smooth turns, correct posture and effortless flow are expected of the candidate. For adult 21+, adult 50+ and Skate United candidates, see rule 5034.

1. Backward double three-turns
2. Spiral sequence
3. Brackets in the field sequence
4. Forward twizzles
5. Inside slide chassé pattern

One element may be reskated, if necessary (see rule 5040).

[Diagrams are available beginning on page SS-25](#)

**Pass total:** 0 to 5 points

**Honors total:** 6 to 10 points

**Distinction total:** 11 to 15 points

**Approximate time for test:** 12 minutes

**5106 Standard and Skate United Silver Skating Skills Test and Adult Novice Skating Skills Test**

**Test expectations:** The candidate must give a performance that is generally good. The preciseness of the footwork should be nearly faultless, the body motion well timed, and the flow and power very good. No major consistent errors should be in evidence. For adult 21+, adult 50+ and Skate United candidates, see rule 5034.

1. Inside three-turns/rocker choctaws
2. Forward and backward outside counters
3. Forward and backward inside counters
4. Forward loops
5. Backward rocker choctaw sequence
6. Backward twizzles

One element may be reskated, if necessary (see rule 5040).

[Diagrams are available beginning on page SS-30](#)

**Pass total:** 0 to 6 points

**Honors total:** 7 to 12 points

**Distinction total:** 13 to 18 points

**Approximate time for test:** 12 minutes

**5107 Standard and Skate United Pre-Gold Skating Skills Test and Adult Junior Skating Skills Test**

**Test expectations:** The candidate must give a performance that is generally very good in all respects. Focus should be on power, flow, edge quality, line and footwork control. For adult 21+, adult 50+ and Skate United candidates, see rule 5034.

1. Forward and backward outside rockers
2. Forward and backward inside rockers
3. Power pulls
4. Choctaw sequence
5. Backward loop pattern
6. Straight line step sequence

One element may be reskated, if necessary (see rule 5040).

[Diagrams are available beginning on page SS-36](#)

**Pass total:** 0 to 6 points

**Honors total:** 7 to 12 points

**Distinction total:** 13 to 18 points

**Approximate time for test:** 12 minutes

**5108 Standard and Skate United Gold Skating Skills Test and Adult Senior Skating Skills Test**

**Test expectations:** The candidate must give an excellent performance, displaying power, strong edge control and depth, extension and precise footwork control. For adult 21+, adult 50+ and Skate United candidates, see rule 5034.

1. Sustained edge step
2. Spiral sequence
3. BO power double three-turns to power double inside rockers
4. BI power double three-turns to power double outside rockers
5. Serpentine step sequence

One element may be reskated, if necessary (see rule 5040).

[Diagrams are available beginning on page SS-42](#)

**Pass total:** 0 to 5 points

**Honors total:** 6 to 10 points

**Distinction total:** 11 to 15 points

**Approximate time for test:** 12 minutes



**5110 Test Expectations, Required Elements, Pass Totals and Approximate Times for Adult Pre-Bronze through Gold Skating Skills Tests**

For judging panel requirements for skating skills tests, see rule 4532.

**5111 Adult Pre-Bronze Skating Skills Test**

**Test expectations:** Expectations for this test align with the pre-preliminary skating skills test. The purpose of this test is to encourage beginning adult skaters to learn the fundamentals of ice skating. No great deal of technical ability, carriage or flow is expected. Candidates must show knowledge of the steps, fairly good edges and some evidence of good form.

1. Forward perimeter stroking
2. Basic consecutive edges
3. Forward right and left foot spirals
4. Waltz eight
5. Forward and backward crossovers

One element may be reskated, if necessary (see rule 5040).

**Pass/pass with honors/retry:** The entire test will be marked on a “pass,” “pass with honors” or “retry” basis only, and individual marks will not be awarded. The “pass,” “pass with honors” or “retry” will be arrived at by consideration of the composite of each element in relation to the whole.

One element may be reskated, if necessary (see rule 5040).

[Diagrams are available beginning on page SS-47](#)

**Approximate time for test:** 10 minutes

**5112 Adult Bronze Skating Skills Test**

**Test expectations:** Expectations for adult 21+ candidates align with the preliminary skating skills test. The purpose of this test is to continue the encouragement of beginning adult skaters to learn the fundamentals of ice skating. The candidate must show knowledge of the steps and a sense of continuous flow and strength. Attention should be given to depth of edges and proper curvature of lobes. For adult 50+ candidates, see rule 5034.

1. Forward and backward perimeter power stroking
2. Forward power three-turns
3. Alternating backward crossovers to backward outside edges
4. Forward circle eight
5. Five-step mohawk sequence

One element may be reskated, if necessary (see rule 5040).

[Diagrams are available beginning on page SS-52](#)

**Pass total:** 0 to 5 points

**Honors total:** 6 to 10 points

**Distinction total:** 11 to 15 points

**Approximate time for test:** 12 minutes

**5113 Adult Silver Skating Skills Test**

**Test expectations:** Expectations for adult 21+ candidates align with the pre-bronze skating skills test. The fundamentals of ice skating must be demonstrated, although not necessarily mastered. Good edges, flow, strength, extension and form are required and must be strongly emphasized. For adult 50+ candidates, see rule 5034.

1. Eight-step mohawk sequence
2. Forward and backward free skate cross strokes
3. FO-BI three-turns in the field
4. FI-BO three-turns in the field
5. Consecutive outside and inside spirals
6. Forward and backward power change of edge pulls

One element may be reskated, if necessary (see rule 5040).

[Diagrams are available beginning on page SS-57](#)

**Pass total:** 0 to 6 points

**Honors total:** 7 to 12 points

**Distinction total:** 13 to 18 points

**Approximate time for test:** 14 minutes

#### 5114 **Adult Gold Skating Skills Test**

**Test expectations:** Expectations for adult 21+ candidates align with the bronze skating skills test. Candidates must skate the correct steps and turns on good edges, with good form, flow, strength and preciseness to their steps. For adult 50+ candidates, see rule 5034.

1. Stroking: Forward power circle
2. Stroking: Backward power circle
3. Forward double three-turns
4. Backward double three-turns
5. Backward circle eight
6. Brackets in the field

One element may be reskated, if necessary (see rule 5040).

[Diagrams are available beginning on page SS-63](#)

**Pass total:** 0 to 6 points

**Honors total:** 7 to 12 points

**Distinction total:** 13 to 18 points

**Approximate time for test:** 15 minutes

#### 5120 **Test Expectations, Required Elements, Pass Totals and Approximate Times for Adaptive Skating Skating Skills Tests**

[For judging panel requirements for skating skills tests, see rule 4532.](#)

#### 5121 **Adaptive Skating Pre-Bronze Skating Skills Test**

**Test expectations:** The purpose of this test is to encourage beginning skaters to learn the fundamentals of ice skating. No great deal of technical ability, carriage or flow is expected. The candidate must show knowledge of the steps, fairly good edges and some evidence of good form.

1. Forward perimeter stroking (clockwise and counterclockwise)
2. Basic consecutive forward edges (inside and outside)
3. Forward crossovers in a figure eight
4. Forward outside three-turns (left and right) (There is no diagram for this move.)

All elements may be reskated once at the request of the judge-in-charge. Additional reskates will be at the discretion of the judge-in-charge (see rule 5039).

**Pass/retry:** The entire test will be marked on a “pass” or “retry” basis only, and individual marks will not be awarded. The “pass” or “retry” will be arrived at by consideration of the composite of each element in relation to the whole.

[Diagrams are available beginning on page SS-69](#)

**Approximate time for test:** 10 minutes

#### 5122 **Adaptive Skating Bronze Skating Skills Test**

**Test expectations:** The purpose of this test is to continue the encouragement of beginning skaters to learn the fundamentals of ice skating. The candidate must show knowledge of the steps and a good sense of flow.

1. Forward and backward crossovers in a figure eight
2. Forward right and left foot spirals or lunges
3. Basic consecutive backward edges (inside and outside)
4. Alternating forward three-turns
5. A right forward inside edge to left backward inside edge open mohawk. The free leg should be extended before and after the turn. (There is no diagram for this move.)

All elements may be reskated once at the request of the judge-in-charge. Additional reskates will be at the discretion of the judge-in-charge (see rule 5039).

**Pass/retry:** The entire test will be marked on a “pass” or “retry” basis only, and individual marks will not be awarded. The “pass” or “retry” will be arrived at by consideration of the composite of each element in relation to the whole.

[Diagrams are available beginning on page SS-72](#)

**Approximate time for test:** 10 minutes

**5123 Adaptive Skating Silver Skating Skills Test**

**Test expectations:** The purpose of this test is to continue encouragement, with fundamentals of ice skating being demonstrated. Good edges, flow, extension and posture are emphasized, although not necessarily mastered.

1. Forward and backward perimeter power stroking
2. Five-step mohawk sequence
3. Forward circle eight
4. Circular sequence (clockwise and counter clockwise)
5. Waltz three-step sequence

All elements may be reskated once at the request of the judge-in-charge. Additional reskates will be at the discretion of the judge-in-charge (see rule 5039).

**Pass/retry:** The entire test will be marked on a “pass” or “retry” basis only, and individual marks will not be awarded. The “pass” or “retry” will be arrived at by consideration of the composite of each element in relation to the whole.

[Diagrams are available beginning on page SS-76](#)

**Approximate time for test:** 10 minutes

**5124 Adaptive Skating Gold Skating Skills Test**

**Test expectations:** Expectations for this test align with the fundamentals of ice skating. Skater should demonstrate, although not necessarily master, the following: good edges, flow, extension and form.

1. Eight-step mohawk sequence
2. Forward and backward free skate cross strokes
3. Alternating right forward changes of edge and left forward three-turns
4. Alternating left forward changes of edge and right forward three-turns
5. Alternating backward crossovers to backward outside edges
6. Backward circle eight

All elements may be reskated once at the request of the judge-in-charge. Additional reskates will be at the discretion of the judge-in-charge (see rule 5039).

**Pass/retry:** The entire test will be marked on a “pass” or “retry” basis only, and individual marks will not be awarded. The “pass” or “retry” will be arrived at by consideration of the composite of each element in relation to the whole.

[Diagrams are available beginning on page SS-81](#)

**Approximate time for test:** 10 minutes

**Notes**

## Technical Requirements – Singles

### 6000 Singles Rules

U.S. Figure Skating reserves the right to incorporate revisions made by the ISU for junior and senior events. The revisions or clarifications made to the international judging system by the ISU may be adopted by U.S. Figure Skating at its discretion at any time after the revision or clarification is issued. Revisions or clarifications will be posted as Technical Notifications on the Members Only site and, when applicable, published in the next U.S. Figure Skating rulebook.

A. The short program and the well-balanced free skate requirements will be reviewed by the Singles Development and Technical Committee and published on usfigureskating.org no later than July 1 each season.

B. The chair of the Singles Development and Technical Committee, in consultation with the vice chair of development, the vice chair of technical, and the technical panel representative on the Singles Development and Technical Committee, will determine the short program and well-balanced free skate elements for levels other than junior and senior to correspond with the elements available each year. The list will be published on usfigureskating.org.

### 6001 Use of IJS

Competitions and categories that are required to use the international judging system (IJS) are listed in rule 1041.

### 6010 Conduct of Singles Events

#### 6020 Singles Event Names

**6021** The title “men” or “women” will apply to all singles events at or above the intermediate level, all adult singles events, all intercollegiate singles events and all open singles events. All other singles events will use the title “boys” or “girls.” If boys and girls are competing against each other at the pre-juvenile level or lower, the title “singles” will apply (i.e. pre-juvenile singles free skate).

#### 6030 Clothing and Equipment – Singles

**6031** The clothing of the competitors must be modest, dignified and appropriate for athletic competitions or tests, not garish or theatrical in design. Clothing may, however, reflect the character of the music chosen.

A. The skating clothing worn in actual competition may not bear any form of advertising. However, warm-up suits may bear the name of a sponsor when a skater is on the ice. The sponsor’s name must not exceed 4.65 square inches (30 square centimeters).

**6032** Clothing must not give the effect of excessive nudity inappropriate for the discipline.

**6033** For domestic competitions and tests, there are no restrictions on attire related to gender. If a team is participating in an ISU sanctioned event, they must follow ISU rules for their respective discipline.

**6034** For domestic competitions and tests, costume requirements are inclusive of necessary medical/adaptive equipment aids. There are no restrictions on choosing to wear required equipment aids, however they should not be theatrically enhanced or be used as a prop. If a team is participating in an ISU sanctioned event, they must follow the ISU rules for their respective discipline.

**6035** Accessories and props are not permitted.

**6036** Any ornamentation attached to the clothing must be firmly fastened so as not to fall off while skating under normal competitive conditions.

**6037** Skate blades: Figure skating blades used during competitions and tests (or hockey skate blades used during skating skills tests or skating skills events at competitions) must be sharpened to produce a flat to concave cross section without change to the width of the blade as measured between the two edges. However, a slight tapering or narrowing of the cross section of the blade is permitted.

#### 6040 Music – Singles

The program shall be skated in harmony with the music chosen by the competitor. For singles short program and free skate, vocal music with lyrics is permitted.

#### 6050 Duration of Skating – Singles

Timing starts from the moment the skater begins to move or skate. Timing stops when the skater comes to a complete stop at the end of the program.

#### 6051 Permissible Time Allowance – Short Programs

The duration of open juvenile, juvenile, intermediate, and novice short programs must not exceed the maximum time allowed, but may be less, provided that all technical elements are included. Skaters are allowed to finish junior and senior short programs within 10 seconds plus or minus the required time. Any element started after the permissible time will be considered in the marking as omitted. See rules 6913 and 1071 (C) for deductions for programs that exceed the time limit using the 6.0 system and the IJS respectively.

A. Senior short program: 2:40 +/- 10 seconds

B. Junior short program: 2:40 +/- 10 seconds

C. Novice short program: 2:30 max

D. Intermediate short program: 2:10 max

E. Juvenile short program: 2:10 max

F. Open juvenile short program: 2:10 max

## **6052 Permissible Time Allowance – Free Skates**

Skaters are allowed to finish all free skates (except for pre-preliminary, no test, and all adult singles free skate events) within 10 seconds plus or minus the required time. The duration of pre-preliminary, no test and adult singles free skate events must not exceed the maximum time allowed, but may be less, provided that all technical elements are included. Any element started after the permissible time must not be marked and will receive no value. Should the program be 30 seconds or more short of the prescribed range, no marks will be awarded. See rules 6914 and 1071 (C) for deductions using the 6.0 system and the IJS respectively for programs that do not finish within the range of time allowed.

A. Senior free skate: 4:00 +/- 10 seconds

B. Junior free skate: 3:30 +/- 10 seconds

C. Novice free skate: 3:30 +/- 10 seconds

D. Intermediate free skate: 3:00 +/- 10 seconds

E. Juvenile free skate: 2:30 +/- 10 seconds

F. Open juvenile free skate: 2:30 +/- 10 seconds

G. Pre-juvenile free skate: 2:00 +/- 10 seconds

H. Preliminary free skate: 2:00 +/- 10 seconds

I. Pre-preliminary free skate: 1:40 max

J. No test free skate: 1:40 max

Maximum times for adult singles free skate events can be found in rules 6500-6561.

## **6060 Composition of Singles Events**

**6061** Senior, junior, novice and intermediate free skate events shall consist of a short program and a free skate. If a qualifying round is necessary at qualifying competitions, only the free skate shall be skated in the qualifying round. The championship round shall consist of a short program and a free skate. The short program must precede the free skate except in qualifying rounds.

**6062** Juvenile and open juvenile singles events shall consist of free skate only; however, at nonqualifying competitions, juvenile and open juvenile short programs may be offered.

**6063** For the adult championships, all singles events shall consist of free skate only.

## **6070 Segment Descriptions**

### **6080 Short Program Description**

The short program for singles consists of required elements skated in harmony with the music chosen by the competitor. The sequence of the elements is optional.

A. The short program for senior and junior singles shall consist of seven required elements.

B. The short program for novice, intermediate, juvenile and open juvenile singles shall consist of six required elements.

### **6090 Free Skate Description**

**6091** The free skate consists of a well-balanced program of free skate elements such as jumps, spins, steps and other linking movements executed with a minimum of two-footed skating in harmony with music of the skater's choice.

**6092** Within the applicable well-balanced program requirements of the skater's level, the skater has complete freedom to select the free skate elements, the sum of which will comprise the program. All elements are to be linked together by connecting steps of a different nature and by other comparable free skating movements while fully utilizing the entire ice surface (forward and backward crossovers are not considered to be connecting steps). Special attention must be given to choreography, expression, interpretation of the music, intricate footwork and transitions between elements.

**6093** The free skate elements will consist of the following number of elements (note: current and future season requirements can be found on [usfigureskating.org](http://usfigureskating.org)):

A. Senior free skate consists of a maximum of twelve elements (max 7 jump elements, max 3 spins, max 2 sequences)

B. Junior free skate consists of a maximum of eleven elements (max 7 jump elements, max 3 spins, max 1 sequence)

C. Novice free skate consists of a maximum of eleven elements (max 7 jump elements, max 3 spins, max 1 sequence)

D. Intermediate free skate consists of a maximum of nine elements (max 6 jump elements, max 2 spins, max 1 sequence)

E. Juvenile and open juvenile free skate consists of a maximum of eight elements (max 5 jump elements, max 2 spins, max 1 sequence)

F. Pre-juvenile free skate consists of a maximum of eight elements (max 5 jump elements, max 2 spins, max 1 sequence)

G. Preliminary free skate consists of a maximum of eight elements (max 5 jump elements, max 2 spins, max 1 sequence)

H. Pre-preliminary free skate consists of a maximum of eight elements (max 5 jump elements, max 2 spins, max 1 sequence)

I. No test free skate consists of a maximum of eight elements (max 5 jump elements, max 2 spins, max 1 sequence)

## 6100 Singles Definitions, General Criteria and Basic Requirements

- 6101 Jump element:** An individual jump, a jump combination or a jump sequence. (Example: An individual jump is counted as one jump element; a jump combination is counted as one jump element; a jump sequence is counted as one jump element.)
- A. **Individual jump:** A jump performed by itself (e.g. not as a jump combination or sequence). Individual jumps are also referred to as solo jumps.
- B. **Jump combination:** In a jump combination, the landing foot of a jump is the take-off foot of the next jump. One full revolution on the ice between the jumps (free foot can touch the ice, but no weight transfer) keeps the element in the frame of the definition of a jump combination (but with an error). A jump combination may consist of the same or different jumps.
1. An Euler (half-loop) becomes a listed jump with the value indicated in the scale of values (IJS) when used in combinations between two listed jumps. This applies to all levels.
  2. If the first jump of a two-jump combination fails to succeed and turns into a non-listed jump, the unit will still be considered as a jump combination.
- C. **Jump sequence:** A jump sequence consists of two or three jumps of any number of revolutions, in which the second and/or third jump is an Axel-type jump with a direct step from the landing curve of the first/second jump to the take-off curve of the Axel jump. One full revolution on the ice between the jumps (free foot can touch the ice, but without weight transfer) keeps the element in the frame of the definition of a jump sequence. Jumps executed in a jump sequence receive their full value.
- D. **Jump repetitions:** Each free skate has different limitations on which jumps can be repeated; however, the following rules are consistently applied at each level:
1. Jumps with the same name but different numbers of revolutions are considered as different jumps. For example, a double loop is considered a different jump than a triple loop.
  2. If a jump that is only allowed to be repeated as part of a jump combination or jump sequence is executed twice as a solo jump, the second execution will only receive 70 percent of the base value in IJS events and will be scored according to rule 6914 (E) in 6.0 events.
  3. If a jump is executed more times than allowed, the additional attempt will be treated as an additional element and will not be considered but will count toward the maximum number of jump elements. If the additional jump is executed in a combination or sequence, only the individual jump which is not according to requirements will have no value. The jumps are considered in the order of execution.
  4. A toe Walley jump will be called and counted as a toe loop.
- E. **Non-listed jump:** See rule 1071 (A)(1)(d) and the List of Jumps at the end of the Technical Requirements – Singles section of the rulebook.
- 6102 Skating skills sequence:** A sequence of movements such as turns, spirals, arabesques, spread eagles, Ina Bauers and flowing moves with strong edges, connected with linking steps and footwork. Skating skills sequences will be judged as transitions rather than as separate elements.
- 6103 Spins:** A spin must have the minimum number of revolutions; however, a spin with less than three revolutions is considered a skating movement and not a spin. For any spin with a change of foot, the change must be preceded and followed by a spin position with at least three revolutions. The minimum number of required revolutions must be counted from the entry of the spin until its exit (except the final wind-up in spins in one position and flying spins).
- A. There are three basic spin positions:
1. **Camel:** Free leg backwards with the knee higher than the hip level; however, layback, Biellmann and similar variations are still considered as upright spins
  2. **Sit:** The upper part of the skating leg at least parallel to the ice
  3. **Upright:** Any position with the skating leg extended or slightly bent which is not a camel position
    - a. **Layback spin:** An upright spin in which head and shoulders are leaning backward with the back arched. The position of the free leg is optional.
    - b. **Sideways leaning spin:** An upright spin in which head and shoulders are leaning sideways and the upper body is arched. The position of the free leg is optional.
- All spin positions not according to the above definitions are considered non-basic positions.
- B. In an event judged using IJS, a spin that has no basic position with at least two continuous revolutions will have no value unless otherwise noted in a Technical Notification.
- C. If a skater falls when entering a spin, or in any failed spin, a spin or spinning movement is allowed immediately after this fall or failure for the purpose of filling time. This additional spin/spinning movement will not be counted as an element.

D. Types of spins:

1. **Spin combination:** Must have a minimum of two different basic positions with two revolutions in each of these positions anywhere within the spin. Must consist of changes of foot and/or position as specified. A change of foot and a change of position may be made either at the same time or separately. To receive full value in the scale of values in IJS events, a spin combination must include all three basic positions.
  - a. If the spinning centers before and after a change of foot are too far apart, and the criteria for two spins are fulfilled, only the part before the change of foot will be counted and considered for level features (in IJS).
  - b. The number of revolutions in positions that are non-basic is counted in the total number of revolutions, but changing to a non-basic positions is not considered as a change of position, which can only be from one basic position to another basic position (in IJS).
2. **Spin in one position:** May change feet (if allowed), but may not change position. Non-basic positions are allowed and counted in the total number of revolutions but, in IJS events, are not eligible for features to increase the level.
  - a. The concluding upright position at the end of the spin (final wind-up) is not considered to be another position, regardless of the number of revolutions, as long as no additional feature (change of edge, variation of position, etc.) is attempted in the final wind-up.
3. **Flying spin:** A spin with a flying entrance, no change of foot and no change of position. Non-basic positions are allowed and counted in the total number of revolutions but, in IJS events, are not eligible for features to increase the level.
  - a. The concluding upright position at the end of the spin (final wind-up) is not considered to be another position, regardless of the number of revolutions, as long as no additional feature (change of edge, variation of position, etc.) is attempted in the final wind-up.
  - b. A spin that begins with a jump and also changes feet and/or position is considered a spin with a flying entry, not a flying spin.
  - c. When a spin is commenced with a jump, no rotation is permitted on the ice before the take-off.

E. **Character:** In a well-balanced free skate, each spin performed must have a different character (abbreviation). Abbreviations can be found in the ISU scale of values for singles. Character is also referred to as “nature”.

1. A spin that begins with a backward entry and a spin that begins with a forward entry are considered to have the same character if they are otherwise the same type of spin. For example: a sit spin with a forward entry has the same character as a sit spin with a backward entry, and a spin combination with a change of foot and a forward entry has the same character as a spin combination with a change of foot and a backward entry.
2. A spin with a flying entry has a different character than a spin without a flying entry.
3. A spin with a change of foot has a different character than a spin without a change of foot.
4. All spin combinations without a change of foot and no flying entry are considered to have the same character, regardless of the number or types of positions. (The same is true for spin combinations with a flying entry – see paragraph 2 of this rule 6103 (E).)
5. All spin combinations with a change of foot and no flying entry are considered to have the same character, regardless of the number or types of positions and the number of changes of foot. (The same is true for spin combinations with a flying entry – see paragraph 2 of this rule 6103 (E).)

**6104 Spiral:** A position with one blade on the ice and free leg (including knee and foot) higher than the hip level. Spiral positions are classified according to the skating leg (right, left), edge (outside, inside), direction of skating (forward, backward) or position of the free leg (backward, forward, sideways).

A. **Spiral sequence:** Consists primarily of spirals. There must be at least two spiral positions held not less than three seconds each, or at least one spiral position held not less than six seconds.

**6105 Step sequences:** A series of unprescribed steps, turns and/or movements. All step sequences should be executed according to the character of the music. Short stops in accordance with the music are permitted. Non-listed jumps and retrogression are also permitted. Turns and steps must be balanced in their distribution throughout the sequence. Turns are three-turns, twizzles, brackets, loops, counters and rockers. Steps are toe steps, chassés, mohawks, choctaws, changes of edge and cross rolls. Pattern must be visible and identifiable and should be performed by using almost the full ice surface (e.g. straight line, serpentine, circle, oval or similar shape).

A. **Choreographic step sequence:** Must fit the definition of a step sequence and be visible and identifiable; and it should be performed by using almost the full ice surface (e.g. straight line, serpentine, circle or oval). In IJS events, if it meets these requirements, it will be awarded a fixed base value and will only be evaluated by judges in GOE.

B. **Choreographic sequence:** Consists of at least two different movements like spirals, arabesques, spread eagles, Ina Bauers, hydroblading, any jumps with a maximum of two revolutions, spins, etc. Steps and turns may be used to link the two or more different movements together. Listed elements included in the choreographic sequence will not be called and will not occupy a box. The pattern is not restricted, but the sequence must be clearly visible. The choreographic sequence commences with the first skating movement and is concluded with the preparation to the next element (if the choreographic sequence is not the last element of the program). It can be performed before or after the step sequence. If this requirement is not fulfilled, the sequence will have no value. In IJS events, if the choreographic sequence meets these requirements, it will be awarded a fixed base value and will be evaluated by the judges in GOE.



**6106 Illegal elements/movements**

Somersault-type jumps are illegal.

**6200 Singles Test Requirements****6210 Classification of Singles Tests**

**6211** The standard singles tests are divided into eight classes which must be taken in the following order:

<b>Standard <u>Singles</u> Test</b>	<b>Prerequisite</b>
Pre-preliminary <u>singles</u>	Pre-preliminary <u>skating skills</u> test
Standard preliminary <u>singles</u>	Standard preliminary <u>skating skills</u> test and pre-preliminary <u>singles</u> test
Standard pre-bronze <u>singles</u>	Standard pre-bronze <u>skating skills</u> test and standard preliminary <u>singles</u> test
Standard bronze <u>singles</u>	Standard bronze <u>skating skills</u> test and standard pre-bronze <u>singles</u> test
Standard pre-silver <u>singles</u>	Standard pre-silver <u>skating skills</u> test and either the standard bronze <u>singles</u> test or adult gold <u>singles</u> test
Standard silver <u>singles</u>	Standard silver <u>skating skills</u> test and standard pre-silver <u>singles</u> test
Standard pre-gold <u>singles</u>	Standard pre-gold <u>skating skills</u> test and standard silver <u>singles</u> test
Standard gold <u>singles</u>	Standard gold <u>skating skills</u> test and standard pre-gold <u>singles</u> test

Any standard singles test may be taken only after the candidate has completed the required skating skills test as listed in the prerequisite column above. No singles test is a prerequisite to any skating skills test.

**6212** The adult singles tests are divided into eight classes which must be taken in the following order:

<b>Adult <u>Singles</u> Test</b>	<b>Prerequisite</b>
Adult pre-bronze <u>singles</u>	Adult pre-bronze <u>skating skills</u> test or pre-preliminary <u>skating skills</u> test
Adult bronze <u>singles</u>	Adult bronze <u>skating skills</u> test (adult 21+ or adult 50+ passing average) or standard preliminary <u>skating skills</u> test, and adult pre-bronze <u>singles</u> test or pre-preliminary <u>singles</u> test
Adult silver <u>singles</u>	Adult silver <u>skating skills</u> test (adult 21+ or adult 50+ passing average) or standard pre-bronze <u>skating skills</u> test, and adult bronze <u>singles</u> test or standard preliminary <u>singles</u> test
Adult gold <u>singles</u>	Adult gold <u>skating skills</u> test (adult 21+ or adult 50+ passing average) or standard bronze <u>skating skills</u> test, and adult silver <u>singles</u> test or standard pre-bronze <u>singles</u>
Adult intermediate <u>singles</u>	Adult intermediate <u>skating skills</u> test (adult 21+ or adult 50+ passing average) or standard pre-silver <u>skating skills</u> test, and adult gold <u>singles</u> test or standard bronze <u>singles</u> test
Adult novice <u>singles</u>	Adult novice <u>skating skills</u> test (adult 21+ or adult 50+ passing average) or standard silver <u>skating skills</u> test, and adult intermediate or standard pre-silver <u>singles</u> test
Adult junior <u>singles</u>	Adult junior <u>skating skills</u> test (adult 21+ or adult 50+ passing average) or standard pre-gold <u>skating skills</u> test, and adult novice or standard silver <u>singles</u> test
Adult senior <u>singles</u>	Adult senior <u>skating skills</u> test (adult 21+ or adult 50+ passing average) or standard gold <u>skating skills</u> test, and adult junior or standard pre-gold <u>singles</u> test

A. The passing of a lower level adult singles test does not qualify the candidate to take the next higher level standard singles test, except as noted in rule 6211.

B. To qualify for any adult singles test, the candidate must be 21 years of age or older and must have passed the preceding adult or standard prerequisite tests listed above. No singles test is a prerequisite to any skating skills test.

**6213** The Skate United singles tests are divided into eight classes which must be taken in the following order:

<b>Skate United Singles Test</b>	<b>Prerequisite</b>
Pre-preliminary <u>singles</u>	Pre-preliminary <u>skating skills</u> test
Skate United preliminary <u>singles</u>	Skate United or standard preliminary <u>skating skills</u> test and pre-preliminary <u>singles</u> test
Skate United <u>pre-bronze singles</u>	Skate United or standard <u>pre-bronze skating skills</u> test and Skate United or standard preliminary <u>singles</u> test
Skate United <u>bronze singles</u>	Skate United or standard <u>bronze skating skills</u> test and Skate United or standard <u>pre-bronze singles</u> test
Skate United <u>pre-silver singles</u>	Skate United or standard <u>pre-silver skating skills</u> test and Skate United or standard <u>bronze singles</u> test
Skate United <u>silver singles</u>	Skate United or standard <u>silver skating skills</u> test and Skate United or standard <u>pre-silver singles</u> test
Skate United <u>pre-gold singles</u>	Skate United or standard <u>pre-gold skating skills</u> test and Skate United or standard <u>silver singles</u> test
Skate United <u>gold singles</u>	Skate United or standard <u>gold skating skills</u> test and Skate United or standard <u>pre-gold singles</u> test

- A. The Skate United test track is for candidates who have physical disabilities, as defined by the Americans with Disabilities Act (ADA). Candidates must complete the prerequisites as shown in this rule 6213.
- B. Singles test equivalencies are allowed in one direction only from the standard track to the Skate United track, not from the Skate United track to the standard track. (Example: a skater who passes the standard pre-silver singles and standard silver skating skills tests is eligible to take the Skate United silver singles test; however, a skater who passes the Skate United pre-silver singles and Skate United silver skating skills tests is not eligible to then take the standard silver singles test.)
- C. Skate United candidates who need additional accommodations may also apply for a Skating Accommodations Memorandum as outlined in rule 4005.

**6214** The adaptive skating singles tests are divided into four classes which must be taken in the following order:

<b>Adaptive Skating Singles Test</b>	<b>Prerequisite</b>
Adaptive skating pre-bronze <u>singles</u>	None
Adaptive skating bronze <u>singles</u>	Adaptive skating pre-bronze <u>singles</u> test
Adaptive skating silver <u>singles</u>	Adaptive skating bronze <u>singles</u> test
Adaptive skating gold <u>singles</u>	Adaptive skating silver <u>singles</u> test

- A. Skating skills tests are not prerequisites for adaptive skating singles tests.
- B. An adaptive skating singles test may be given to any Special Olympics or adaptive skating athlete who is registered with a Special Olympics or adaptive skating program.
- C. Adaptive skating singles tests are a separate series of tests. The passing of a lower level adaptive skating singles test does not qualify the candidate to take the next higher level standard, adult or Skate United singles test.
- D. Singles tests may be given to adaptive skating candidates at all levels specified in rules 6211, 6212 and 6214, regardless of the age of the athlete.

**6220 General Requirements for Singles Tests**

**6221** For singles tests, music is chosen by the candidate. Vocal music with lyrics is permitted.

**6222** In the event of a substantive change to any singles well-balanced free skate requirement(s) by the ISU or U.S. Figure Skating, the chair of the Singles Development and Technical Committee will revise the affected singles test(s) to include such change(s) as soon as practical. The chair will notify the chairs of the Judges, Rules and Tests Committees, and U.S. Figure Skating will post the change on the Members Only site, notify club test chairs and ensure test forms are modified accordingly.

**6230 Marking of Singles Tests**

**6231** Pre-preliminary and adult pre-bronze singles tests are marked “pass,” “pass with honors” or “retry” only for the entire test. Adaptive skating tests are marked “pass” or “retry” only for the entire test. For all other singles test levels, marks will be awarded on a scale ranging from -3 to +3, in whole number increments, with “0” equal to passing average for test level expectation. Three marks must be awarded. The first mark is for “elements,” the second mark is for “skating,” and the third mark is for “program.”

- 6232** The following must be observed:
- A. During the skating of singles tests with a program:
    1. Elements: see rules 6100-6106
    2. Skating: see rule 6923 (A)(3)
    3. Program: see rule 6923 (A)(1-2)
  - B. During the skating of singles tests without a program:
    1. Elements: see rules 6100-6106
- 6233** For adult candidates (adult intermediate through senior singles tests) and Skate United candidates, the candidate should show the same level of achievement as that of a standard candidate at one test level below.
- 6234** **Mandatory Deductions:**
- A. If the skater fails to finish a singles test program within the maximum time duration allowed under rules 6412-6561, a penalty of one point (-1) is deducted from the total for up to every 10 seconds in excess. (See rule 4513.)
    1. Adult intermediate and novice singles tests must not exceed the maximum program length of the masters intermediate-novice singles well-balanced free skate requirements in rule 6521.
    2. Adult junior and senior singles tests must not exceed the maximum program length of the masters junior-senior singles well-balanced free skate requirements in rule 6511.
  - B. Illegal elements/movements: (see rule 6106), a penalty of one point (-1) is deducted from the total for each occurrence
- 6235** For all singles tests except the pre-preliminary, adult pre-bronze and adaptive skating singles tests the following information is listed:
- A. Pass total: The total points which must be obtained for the test from an individual judge in order to obtain a “pass” from that judge.
  - B. Honors total: The total points which must be obtained for the test from an individual judge in order to obtain a “pass with honors” from that judge.
  - C. Distinction total: The total points which must be obtained for the test from an individual judge in order to obtain a “pass with distinction” from that judge.
- 6236** In order to pass a singles test, a candidate must have received a “pass total” or a “pass” for the entire test from a majority of the judges. In the case where there is no majority test result among the panel, the second highest result among the panel is awarded (i.e. if results are “pass,” “pass with honors,” and “pass with distinction,” the skater is awarded “pass with honors”).
- 6237** **Adaptive Skating Singles Tests:**
- Adaptive skating singles tests are to be judged on a “pass” or “retry” basis.
- A. To pass a standard or adult singles test as an adaptive skating candidate, a candidate should achieve a comfortable level of performance with the new concepts introduced at each level.
  - B. Any number of elements may be reskated at the request of the judge-in-charge.
  - C. Adaptive skating candidates may be assisted during the test by a coach or another athlete from the boards or on the ice.
  - D. Guidelines and specific examples of appropriate verbal cues, translations or prompting can be found in the Adaptive Skating Manual on [usfigureskating.org](http://usfigureskating.org).
- 6238** **Reskating Any Element of a Singles Test:**
- A. At the completion of any test and before any other test is conducted, the judge-in-charge must ask the other two judges individually if they wish to see any element reskated before the judges turn in their judging sheets. Should the judges wish a reskate, they must indicate to the judge-in-charge what they wish to be reskated. This will be done privately without conference. If a majority of the panel requests a reskate, the judge-in-charge will direct the skater to reskate the agreed-upon element(s). If the judges do not agree on which element(s) to reskate, the judge-in-charge will decide. A brief rest and warm-up is permitted before the reskate is performed.
  - B. A reskate may only be requested if warranted in order to mark a test as “pass”, not as “pass with honors” or “pass with distinction.”
  - C. After a singles test, two different elements may be reskated, if necessary.
  - D. Upon a request for a reskate, the skater may choose to complete any element that fulfills the stated requirement.
  - E. A skater who omitted a required element or substituted for a required element in the test may use one of their reskates to fulfill the stated requirement.
- 6300** **Test Expectations and Pass Totals for Standard and Skate United Singles Tests, and Adult Intermediate through Adult Senior Singles Tests**
- For judging panel requirements for singles tests, see rule 4533.
- 6301** **Pre-Preliminary Singles Test**
- Test expectations:** The purpose of this test is to encourage beginning skaters to learn the fundamentals of singles skating. No great deal of technical ability, carriage or flow is expected. The candidate must show knowledge of the elements, fairly good edges and some evidence of good form. See [the Singles Test Requirements Chart on the Members Only site](#) for element requirements and optional program duration. Expectations are equivalent for Skate United candidates.
- Pass/pass with honors/retry:** The entire test will be marked on a “pass,” “pass with honors” or “retry” basis only, and individual marks will not be awarded. The “pass,” “pass with honors” or “retry” will be arrived at by consideration of the composite of each element in relation to the whole.

**6302 Standard and Skate United Preliminary Singles Test**

**Test expectations:** The purpose of this test is to continue the encouragement of beginning skaters to learn the fundamentals of free skating. The candidate must demonstrate knowledge of the elements and a good sense of power (speed/flow). A relationship with the music should be attempted in the program. See [the Singles Test Requirements Chart on the Members Only site](#) for element requirements and program duration. For Skate United preliminary [singles](#) test, see rule 6233.

**Pass total:** 0 to 3 points

**Honors total:** 4 to 6 points

**Distinction total:** 7 to 9 points

**6303 Standard and Skate United Pre-Bronze Singles Test**

**Test expectations:** The fundamentals of free skating must be demonstrated, although not necessarily mastered. Good edges, flow, power, extension and posture are required for all of the elements of free skating (jumps, spins and connecting moves). The program should utilize the ice surface and demonstrate some relationship with the music. See [the Singles Test Requirements Chart on the Members Only site](#) for element requirements and program duration. For Skate United [pre-bronze singles](#) test, see rule 6233.

**Pass total:** 0 to 3 points

**Honors total:** 4 to 6 points

**Distinction total:** 7 to 9 points

**6304 Standard and Skate United Bronze Singles Test**

**Test expectations:** The candidate must skate the selected elements (jumps, spins and connecting steps) on good edges, with good form, flow, power and preciseness. The candidate must also skate to the music and utilize the ice surface. See [the Singles Test Requirements Chart on the Members Only site](#) for element requirements and program duration. For Skate United [bronze singles](#) test, see rule 6233.

**Pass total:** 0 to 3 points

**Honors total:** 4 to 6 points

**Distinction total:** 7 to 9 points

**6305 Standard and Skate United Pre-Silver Singles Test and Adult Intermediate Singles Test**

**Test expectations:** Strong, smooth edges and turns, combined with correct posture and effortless flow while utilizing the music and the ice surface are expected of the candidate in all types of free skating elements (jumps, spins and connecting steps). See [the Singles Test Requirements Chart on the Members Only site](#) for element requirements and program duration. For adult intermediate [singles](#) test, see rules 6233 and 6234 (A)(1). For Skate United [pre-silver singles](#) test, see rule 6233.

**Pass total:** 0 to 3 points

**Honors total:** 4 to 6 points

**Distinction total:** 7 to 9 points

**6306 Standard and Skate United Silver Singles Test and Adult Novice Singles Test**

**Test expectations:** The candidate must give a performance that is generally good. The preciseness of the footwork should be nearly faultless, body motions well timed with the music, and the flow and power very good in all free skating elements (jumps, spins and connecting steps). The program should fully utilize the ice surface, and no major or consistent errors should be in evidence. For element requirements, see rule 6432. See [the Singles Test Requirements Chart on the Members Only site](#) for element requirements and program duration. For Skate United [silver singles](#) test, see rule 6233.

**Pass total:** 0 to 3 points

**Honors total:** 4 to 6 points

**Distinction total:** 7 to 9 points

**6307 Standard and Skate United Pre-Gold Singles Test and Adult Junior Singles Test**

**Test expectations:** The candidate must give a performance that is generally very good in all respects. Focus should be on power, flow, edge quality, line and footwork control. The program should demonstrate a good, harmonious composition that is skated to the music with rhythm and expression, while utilizing the full ice surface. See [the Singles Test Requirements Chart on the Members Only site](#) for element requirements and program duration. For adult junior [singles](#) test, see rules 6233 and 6234 (A)(2). For the Skate United [pre-gold singles](#) test, see rule 6233.

**Pass total:** 0 to 3 points

**Honors total:** 4 to 6 points

**Distinction total:** 7 to 9 points

**6308 Standard and Skate United Gold Singles Test and Adult Senior Singles Test**

**Test expectations:** The candidate must give an excellent performance displaying power, strong edge control and depth, extension and precise footwork control in all aspects of the selected elements. The program should fully utilize the ice surface, have a change of pace and superbly express the mood and rhythm of music. Harmonious steps and connecting movements in time to the music should be maintained throughout the program. See [the Singles Test Requirements Chart on the Members Only site](#) for element requirements and program duration. For adult senior singles test, see rules 6233 and 6234 (A)(2). For the Skate United gold singles test, see rule 6233.

**Pass total:** 0 to 3 points

**Honors total:** 4 to 6 points

**Distinction total:** 7 to 9 points

**6310 Test Expectations and Pass Totals for Adult Pre-Bronze through Gold Singles Tests**

For judging panel requirements for singles tests, see rule 4533.

**6311 Adult Pre-Bronze Singles Test**

**Test expectations:** Expectations for this test align with the pre-preliminary singles test. The purpose of this test is to encourage beginning adult skaters to learn the fundamentals of free skating. No great deal of technical ability, carriage or flow is expected. The candidate must show knowledge of the elements, fairly good edges and some evidence of good form. See rule 6561 for element requirements and program duration.

**Pass/pass with honors/retry:** The entire test will be marked on a “pass,” “pass with honors” or “retry” basis, and individual marks will not be awarded. The “pass,” “pass with honors” or “retry” will be arrived at by consideration of the composite of each element in relation to the whole.

**6312 Adult Bronze Singles Test**

**Test expectations:** Expectations for this test align with the preliminary singles test. The purpose of this test is to continue the encouragement of beginning adult skaters to learn the fundamentals of free skating. The candidate must demonstrate knowledge of the elements and a sense of strength and continuous flow. A relationship with the music should be attempted in the program. See rule 6551 for element requirements and program duration.

**Pass total:** 0 to 3 points

**Honors total:** 4 to 6 points

**Distinction total:** 7 to 9 points

**6313 Adult Silver Singles Test**

**Test expectations:** Expectations for this test align with the pre-bronze singles test. The fundamentals of free skating must be demonstrated, although not necessarily mastered. Good edges, flow, strength, extension and form are required for all of the elements of free skating (jumps, spins and connecting moves). The program should utilize the ice surface and demonstrate some relationship with the music. See rule 6541 for element requirements and program duration.

**Pass total:** 0 to 3 points

**Honors total:** 4 to 6 points

**Distinction total:** 7 to 9 points

**6314 Adult Gold Singles Test**

**Test expectations:** Expectations for this test align with the bronze singles test. The candidate must skate the selected elements (jumps, spins and connecting steps) on good edges, with good form, continuous flow, strength and preciseness. The candidate must also skate to the music and utilize the ice surface. See rule 6531 for element requirements and program duration.

**Pass total:** 0 to 3 points

**Honors total:** 4 to 6 points

**Distinction total:** 7 to 9 points

**6320 Test Expectations, Required Elements and Duration for Adaptive Skating Singles Tests**

For judging panel requirements for singles tests, see rule 4533.

**6321 Adaptive Skating Pre-Bronze Singles Test**

**Test expectations:** This is an Advanced Beginner Freestyle program. A well-balanced program consists of elements selected from Badges 1-12 with emphasis on glide and turns.

**Requirements** are the following six elements in any order:

1. Consecutive forward one-foot swizzles (left foot and right foot)
2. Consecutive backward one-foot swizzles (left foot and right foot)
3. Bunny hop or two-foot jump in place
4. Forward pivot
5. Forward lunge or shoot-the-duck (at any depth)
6. T-stop (left or right)

The program should also incorporate moves skills such as two-foot turns, gliding forward to backward and backward to forward, consecutive forward crossovers (left and right), and forward inside and outside edges.

Any number of elements may be reskated at the request of the judge-in-charge (see rule 6237).

**Pass/retry:** The entire test will be marked on a “pass” or “retry” basis only, and individual marks will not be awarded. The “pass” or “retry” will be arrived at by consideration of the quality of the performance and the content.

**Duration:** Women and Men — 1:30 +/- 10 seconds to music of the skater’s choice.

**6322 Adaptive Skating Bronze Singles Test**

**Test expectations:** This is an Intermediate Level Freestyle program. A well-balanced program consists of elements with an emphasis on flow, carriage and a slightly more advance skill level.

**Requirements** are the following seven elements in any order:

1. Half flip jump
2. Half Lutz jump
3. Waltz jump
4. Forward spiral
5. Two-foot spin (minimum of five revolutions)
6. One-foot spin (minimum of three revolutions in the upright position only)
7. Hockey stop

The program should also incorporate moves skills such as consecutive backward crossovers (left and right), consecutive forward outside and inside edges, consecutive backward outside and inside edges, forward inside three-turns (left and right), forward inside mohawks and simple footwork (mohawk step sequence, waltz three-step sequence, etc.).

Any number of elements may be reskated at the request of the judge-in-charge (see rule 6237).

**Pass/retry:** The entire test will be marked on a “pass” or “retry” basis only, and individual marks will not be awarded. The “pass” or “retry” will be arrived at by consideration of the quality of the performance and the content.

**Duration:** Women and Men — 2:00 +/- 10 seconds to music of the skater’s choice.

### 6323 **Adaptive Skating Silver Singles Test**

**Test expectations:** A well-balanced program consists of free skating elements with an emphasis on spins, jumps and footwork.

**Requirements** are the following seven elements in any order:

1. Waltz jump
2. Salchow jump
3. Toe loop jump
4. Combination jump (waltz jump/toe loop)
5. One-foot solo spin with only one position and no change of foot (solo camel, solo sit spin, solo layback, solo upright) (minimum of four revolutions)
6. Upright back spin, any entry allowed (minimum of four revolutions)
7. Straight line step sequence utilizing one-half of the ice

The program should also incorporate moves skills such as consecutive backward crossovers (left and right), consecutive forward outside and inside edges, consecutive backward outside and inside edges, forward inside three-turns (left and right), forward inside mohawks and simple footwork (mohawk step sequence, waltz three-step sequence, etc.).

Any number of elements may be reskated at the request of the judge-in-charge (see rule 6237).

**Pass/retry:** The entire test will be marked on a “pass” or “retry” basis only, and individual marks will not be awarded. The “pass” or “retry” will be arrived at by consideration of the quality of the performance and the content.

**Duration:** Women and Men — 2:00 +/- 10 seconds to music of the skater’s choice.

### 6324 **Adaptive Skating Gold Singles Test**

**Test expectations:** This is an Advanced Freestyle program. A well-balanced program consists of free skating elements with emphasis placed on spins, spin combinations, advanced jumps, jump combinations and footwork.

**Requirements** are the following eight elements in any order:

1. Salchow jump
2. Toe loop jump
3. Single loop, flip or Lutz jump (choice of skater)
4. Combination jump (a Salchow, toe loop, loop, flip or Lutz with either a toe loop or loop jump) – choice of skater
5. A different combination jump (a Salchow, toe loop, loop, flip or Lutz with either a toe loop or loop jump) – choice of skater with a different first jump, the second jump may be repeated (toe loop or loop jump).
6. One-foot solo spin with only one position and no change of foot (solo camel, solo sit spin, solo layback, solo upright) (minimum of five revolutions)
7. One-foot combination spin with only one change of position and one change of foot (minimum of six revolutions with three revolutions per foot)
8. Straight line step sequence utilizing at least three-quarters of the ice

Program should also incorporate moves skills.

Any number of elements may be reskated at the request of the judge-in-charge (see rule 6237).

**Pass/retry:** The entire test will be marked on a “pass” or “retry” basis only, and individual marks will not be awarded. The “pass” or “retry” will be arrived at by consideration of the quality of the performance and the content.

**Duration:** Women and Men — 2:30 +/- 10 seconds to music of the skater’s choice.

## 6400 Singles Test Qualifications and Age Requirements

For test qualifications for qualifying competitions, see the National Qualifying Series Athlete Handbook. Test qualifications for nonqualifying events must be met by closing date of entries.

<u>Competitive Level</u>	<u>Minimum Test Qualifications</u>	<u>Age Requirements</u>
No Test	May not have passed any <u>singles</u> tests, but may have passed <u>skating skills</u> tests without restriction.	None
Pre-Preliminary	Pre-preliminary <u>skating skills</u> test or higher and pre-preliminary <u>singles</u> test or higher. Athletes may not have competed in a qualifying competition.	None
Preliminary	Preliminary <u>skating skills</u> test or higher and preliminary <u>singles</u> test or higher. Athletes may not have competed in a qualifying competition.	None
Pre-Juvenile	Pre-bronze <u>skating skills</u> test or higher and pre-bronze <u>singles</u> test or higher. Athletes may not have competed in a qualifying competition.	None
Juvenile/Open Juvenile	Bronze <u>skating skills</u> test or higher and bronze <u>singles</u> test or higher. Athletes may not have competed in a qualifying competition at the intermediate level or higher.	<u>Age as of the July 1 that immediately precedes the relevant competition:</u> Juvenile: 12 year of ages or younger for girls; 13 years of age or younger for boys Open Juvenile: 13 years of age or older for girls. 14 years of age or older for boys
Intermediate	Pre-silver <u>skating skills</u> test or higher and pre-silver <u>singles</u> test or higher. Athletes may not have competed in a qualifying competition at the novice level or higher.	<u>Age as of the July 1 that immediately precedes the relevant competition:</u> Under age 18
Novice	Silver <u>skating skills</u> test or higher and silver <u>singles</u> test or higher. Athletes may not have competed in a qualifying competition at the junior level or higher.	None
Junior	Pre-gold <u>skating skills</u> test or higher and pre-gold <u>singles</u> test or higher. Athletes may not have competed in a qualifying competition at the senior level.	None
Senior	Gold <u>skating skills</u> test and gold <u>singles</u> test	None



## 6500 Adult Singles Competition Requirements and Singles Test Elements

All adult singles events are open only to competitors who are 21 years of age or older at the closing date for entries. See rule 2552 for age categories.

## 6510 Championship Masters Junior-Senior Singles and Masters Junior-Senior Singles

Test qualifications, as of the closing date for entries, skaters must have passed at least one of the following:

- A. The adult novice or standard silver singles test;
- B. Prior to Oct. 1, 1977, the 4th figure test;
- C. On or after Oct. 1, 1977, and prior to Oct. 1, 1979, the 8th figure test.

## 6511 Elements for the Championship Masters Junior-Senior and Masters Junior-Senior Free Skate

<b>CHAMPIONSHIP MASTERS JUNIOR-SENIOR AND MASTERS JUNIOR-SENIOR WELL-BALANCED FREE SKATE 3:40 maximum time Competition: Must contain the following elements in any order</b>	
<b>JUMPS</b>	Maximum of seven jump elements <ul style="list-style-type: none"><li>• One must be an Axel-type jump</li><li>• There may be up to three jump combinations or two jump combinations and one jump sequence</li><li>• Jump combinations and jump sequences are limited to two jumps except that one jump combination or one jump sequence may include three jumps</li><li>• No Axels or multi-rotation jumps may be repeated more than once, and if repeated, those jumps must be in combination or sequence. If at least one of these executions is in a jump combination or a jump sequence, both executions (of the same Axel or multi-rotation jump) are evaluated in a regular way. If both executions (of the same Axel or multi-rotation jump) are as solo jumps, the second of these solo jumps will receive 70 percent of its original base value.</li></ul>
<b>SPINS</b>	Maximum of three spins of a different character <ul style="list-style-type: none"><li>• If a spin includes a change of foot, it must have a minimum of four revolutions on each foot. All other spins must have a minimum of five revolutions.</li><li>• There must be a minimum of two revolutions in each position, or the position will not be counted.</li><li>• The skaters have freedom to select the kinds of spins they intend to execute within the spin types allowed.</li></ul>
<b>STEP SEQUENCE</b>	Maximum of one choreographic step sequence (may include <u>skating skills elements</u> and spirals) fully utilizing the ice surface <ul style="list-style-type: none"><li>• A sequence that meets the minimum requirements above will be awarded a fixed base value and evaluated by the judges in GOE</li><li>• A sequence that does not meet the minimum requirements above will receive no value</li><li>• Jumps may be included in the step sequence</li><li>• Additional <u>skating skills</u> sequences, spiral sequences and step sequences are permitted but will not be counted as elements; instead they will be counted as transitions and marked as such</li></ul>
<b>REMARKS</b>	<ul style="list-style-type: none"><li>• Unless otherwise stated, all elements must meet the general criteria and basic requirements in order to be counted (see rule section 6100).</li><li>• If an extra jump(s) is executed, only the individual jump(s) which is not according to the requirements will have no value. The jumps are considered in the order of execution.</li><li>• See Members Only site for the scale of values, calling specifications and judging instructions.</li></ul>

## 6520 Championship Masters Intermediate-Novice Singles and Masters Intermediate-Novice Singles

Test qualifications, as of the closing date for entries:

A. Skaters must have passed at least one of the following:

1. The adult intermediate or standard pre-silver singles test;
2. Prior to Oct. 1, 1977, the 3rd figure test;
3. On or after Oct. 1, 1977, and prior to Oct. 1, 1979, the 8th figure test.

B. Skaters must not have passed:

1. On or after Oct. 1, 1977, and prior to Oct. 1, 1991, higher than the standard pre-gold singles test;
2. On or after Oct. 1, 1991, higher than the adult novice or standard silver singles test.

## 6521 Elements for the Championship Masters Intermediate-Novice and Masters Intermediate-Novice Free Skate

<b>CHAMPIONSHIP MASTERS INTERMEDIATE-NOVICE AND MASTERS INTERMEDIATE-NOVICE WELL-BALANCED FREE SKATE 3:10 maximum time Competition: Must contain the following elements in any order</b>	
<b>JUMPS</b>	<p>Maximum of six jump elements</p> <ul style="list-style-type: none"> <li>• One must be an Axel-type jump</li> <li>• There may be up to three jump combinations or two jump combinations and one jump sequence</li> <li>• Jump combinations and jump sequences are limited to two jumps except that one jump combination or one jump sequence may include three jumps</li> <li>• Only one jump combination or one jump sequence may include two double jumps</li> <li>• Each jump may be repeated only once and only in combination or sequence. If at least one of these executions is in a jump combination or a jump sequence, both executions (of the same single or double jump) are evaluated in a regular way. If both executions (of the same single or double jump) are as solo jumps, the second of these solo jumps will receive 70 percent of its original base value.</li> <li>• All single jumps and the following double jumps may be performed: double toe loop, double Salchow and double loop</li> <li>• Double flip, double Lutz, double Axel and triple jumps are not permitted</li> </ul>
<b>SPINS</b>	<p>Maximum of three spins of a different character</p> <ul style="list-style-type: none"> <li>• If a spin includes a change of foot, it must have a minimum of four revolutions on each foot. All other spins must have a minimum of five revolutions.</li> <li>• There must be a minimum of two revolutions in each position, or the position will not be counted.</li> <li>• The skaters have freedom to select the kinds of spins they intend to execute within the spin types allowed.</li> </ul>
<b>STEP SEQUENCE</b>	<p>Maximum of one choreographic step sequence (may include <u>skating skills elements</u> and spirals) fully utilizing the ice surface</p> <ul style="list-style-type: none"> <li>• A sequence that meets the minimum requirements above will be awarded a fixed base value and evaluated by the judges in GOE</li> <li>• A sequence that does not meet the minimum requirements above will receive no value</li> <li>• Jumps may be included in the step sequence</li> <li>• Additional <u>skating skills</u> sequences, spiral sequences and step sequences are permitted but will not be counted as elements; instead they will be counted as transitions and marked as such</li> </ul>
<b>REMARKS</b>	<ul style="list-style-type: none"> <li>• Unless otherwise stated, all elements must meet the general criteria and basic requirements in order to be counted (see rule section 6100).</li> <li>• If an extra jump(s) is executed, only the individual jump(s) which is not according to the requirements will have no value. The jumps are considered in the order of execution.</li> <li>• See Members Only site for the scale of values, calling specifications and judging instructions.</li> </ul>

### 6530 Championship Adult Gold and Adult Gold Singles

Test Qualifications as of the closing date for entries:

A. Skaters must have passed at least one of the following:

1. The adult gold singles test;
2. The standard bronze singles test;
3. Prior to Oct. 1, 1977, the 3rd figure test.

B. Skaters must not have passed:

1. Prior to Oct. 1, 1991, higher than the standard pre-silver singles test;
2. On or after Oct. 1, 1991, higher than the standard bronze singles test;
3. Prior to Oct. 1, 1977, higher than the 5th figure test;
4. On or after Oct 1, 1977, and prior to Oct. 1, 1979, the 8th figure test.

C. Skaters may have passed:

1. Any figure tests or skating skills tests on or after Oct. 1, 1977, and prior to Oct. 1, 1979, except for the 8th figure test;
2. Any figure tests or skating skills tests on or after Oct. 1, 1979.

### 6531 Elements for the Championship Adult Gold and Adult Gold Free Skate and Singles Test

<b>CHAMPIONSHIP ADULT GOLD AND ADULT GOLD WELL-BALANCED FREE SKATE &amp; <u>SINGLES</u> TEST</b> 2:40 maximum time		
<b>PROGRAM</b>	<b>Competition:</b> Must contain the following elements in any order.	<b>Test:</b> Must meet the minimum requirements below.
<b>JUMPS</b>	<p>Maximum of five jump elements</p> <ul style="list-style-type: none"> <li>• There may be up to three jump combinations or two jump combinations and one jump sequence</li> <li>• Jump combinations and jump sequences are limited to two jumps except that one jump combination or one jump sequence may include three jumps</li> <li>• Each jump combination or sequence may include only one double jump</li> <li>• Each jump may be repeated only once and only in combination and/or sequence. If at least one of these executions is in a jump combination or a jump sequence, both executions (of the same single or double jump) are evaluated in a regular way. If both executions (of the same single or double jump) are as solo jumps, the second of these solo jumps will receive 70 percent of its original base value.</li> <li>• All single jumps (including single Axel) and the following double jumps may be performed: double toe loop and double Salchow</li> <li>• Double loop, double flip, double Lutz, double Axel and triple jumps are not permitted</li> </ul>	<p>Five jump elements, which must include:</p> <ul style="list-style-type: none"> <li>• Four different single or allowable double jumps, two of which must be chosen from single Lutz, single Axel, double toe loop or double Salchow*</li> <li>• One two-jump or three-jump combination or sequence including two jumps with at least one rotation</li> </ul> <p>*May be performed as solo jumps, or as part of the permitted jump combinations and sequences, but no jump element may count for more than one of the jump requirements</p>
<b>SPINS</b>	<p>Maximum of three spins of a different character</p> <ul style="list-style-type: none"> <li>• If a spin includes a change of foot, it must have a minimum of four revolutions on each foot. All other spins must have a minimum of four revolutions.</li> <li>• There must be a minimum of two revolutions in each position, or the position will not be counted</li> <li>• The skaters have freedom to select the kinds of spins they intend to execute within the spin types allowed</li> </ul>	<p>Three spins: Same as competition program requirements</p>
<b>STEP SEQUENCE</b>	<p>Maximum of one choreographic step sequence (may include <u>skating skills elements</u> and spirals) fully utilizing the ice surface</p> <ul style="list-style-type: none"> <li>• A sequence that meets the minimum requirements above will be awarded a fixed base value and evaluated by the judges in GOE</li> <li>• A sequence that does not meet the minimum requirements above will receive no value</li> <li>• Jumps may be included in the step sequence</li> <li>• Additional <u>skating skills</u> sequences, spiral sequences and step sequences are permitted but will not be counted as elements; instead they will be counted as transitions and marked as such</li> </ul>	<p>Same as competition program requirements</p>
<b>REMARKS</b>	<ul style="list-style-type: none"> <li>• Unless otherwise stated, all elements must meet the general criteria and basic requirements in order to be counted (see rule section 6100).</li> <li>• If an extra jump(s) is executed, only the individual jump(s) which is not according to the requirements will have no value. The jumps are considered in the order of execution.</li> <li>• See Members Only site for the scale of values, calling specifications and judging instructions.</li> </ul>	<ul style="list-style-type: none"> <li>• Unless otherwise stated, all elements must meet the general criteria and basic requirements in order to be counted (see rule section 6100).</li> <li>• Extra elements may be added without penalty.</li> <li>• Two different elements may be reskated, if necessary (see rule 6238)</li> </ul>

## 6540 Championship Adult Silver and Adult Silver Singles

Test Qualifications as of the closing date for entries:

A. Skaters must have passed at least one of the following:

1. The adult silver singles test;
2. Prior to Oct. 1, 1994, the standard bronze singles test;
3. On or after Oct. 1, 1994, the standard pre-bronze singles test;
4. Prior to Oct. 1, 1977, the 3rd figure test.

B. Skaters must not have passed:

1. Higher than the adult silver singles test;
2. Prior to Oct. 1, 1994, higher than the standard bronze singles test;
3. On or after Oct. 1, 1994, higher than the standard pre-bronze singles test;
4. Prior to Oct. 1, 1977, higher than the 3rd figure test;
5. On or after Oct. 1, 1977, and prior to Oct. 1, 1979, the 8th figure test.

C. Skaters may have passed:

1. Any figure tests or skating skills test on or after Oct. 1, 1977, and prior to Oct. 1, 1979, except for the 8th figure test;
2. Any figure tests or skating skills tests on or after Oct. 1, 1979.

## 6541 Elements for the Championship Adult Silver and Adult Silver Free Skate and Singles Test

<b>CHAMPIONSHIP ADULT SILVER AND ADULT SILVER WELL-BALANCED FREE SKATE &amp; <u>SINGLES</u> TEST</b>		
<b>2:10 maximum time</b>		
<b>PROGRAM</b>	<b>Competition:</b> Must contain the following elements in any order.	<b>Test:</b> Must meet the minimum requirements below.
<b>JUMPS</b>	<p>Maximum of five jump elements</p> <ul style="list-style-type: none"> <li>• There may be up to two jump combinations or one jump combination and one jump sequence</li> <li>• Jump combinations and jump sequences are limited to two jumps except that one jump combination or one jump sequence may include three jumps</li> <li>• Additional jump sequences which contain non-listed jumps of not more than one revolution performed as part of connecting footwork preceding single jumps are permitted</li> <li>• Each jump may be repeated only once and only in combination or sequence</li> <li>• All single jumps, including single Axel, are permitted</li> <li>• No double or triple jumps are permitted</li> </ul>	<p>Five jump elements, which must include:</p> <ul style="list-style-type: none"> <li>• Three different single jumps, two of which must be chosen from single loop, single flip, single Lutz, or single Axel*</li> <li>• One two-jump or three-jump combination including two single jumps</li> <li>• One jump sequence or additional jump combination consisting of waltz jumps or jumps of one full revolution</li> </ul> <p>*Required jumps may be performed as solo jumps, or as part of the permitted jump combinations and sequences</p>
<b>SPINS</b>	<p>Maximum of two spins of a different character</p> <ul style="list-style-type: none"> <li>• If a spin includes a change of foot, it must have a minimum of three revolutions on each foot. A spin without a change of foot must have a minimum of three revolutions.</li> <li>• There must be a minimum of two revolutions in each position, or the position will not be counted.</li> <li>• The skaters have freedom to select the kinds of spins they intend to execute within the spin types allowed.</li> </ul>	<p>Two spins: Same as competition program requirements</p> <p>Note: For this test, if a skater performs a sit spin or a camel spin, the spin must be in a recognizable position but does NOT need to achieve a basic position as defined in rule 6103 (A).</p>
<b>STEP SEQUENCE</b>	<p>Maximum of one choreographic step sequence (may include <u>skating skills elements</u> and spirals) utilizing at least one-half of the ice surface</p> <ul style="list-style-type: none"> <li>• Jumps may be included in the step sequence</li> <li>• Additional <u>skating skills</u> sequences, spiral sequences and step sequences are permitted but will not be counted as elements; instead they will be counted as transitions and marked as such</li> </ul> <p><b>When judged with IJS:</b></p> <ul style="list-style-type: none"> <li>• A sequence that meets the minimum requirements above will be awarded a fixed base value and evaluated by the judges in GOE</li> <li>• A sequence that does not meet the minimum requirements above will receive no value</li> </ul>	<p>Same as competition program requirements</p>
<b>REMARKS</b>	<ul style="list-style-type: none"> <li>• Unless otherwise stated, all elements must meet the general criteria and basic requirements in order to be counted (see rule section 6100).</li> <li>• If an extra jump(s) is executed, only the individual jump(s) which is not according to the requirements will have no value. The jumps are considered in the order of execution.</li> <li>• For events judged using the IJS, see Members Only site for the scale of values, calling specifications and judging instructions.</li> </ul>	<ul style="list-style-type: none"> <li>• Unless otherwise stated, all elements must meet the general criteria and basic requirements in order to be counted (see rule section 6100).</li> <li>• Extra elements may be added without penalty.</li> <li>• Two different elements may be reskated, if necessary (see rule 6238)</li> </ul>

## 6550 Adult Bronze Singles

Test Qualifications as of the closing date for entries:

A. Skaters must have passed at least one of the following:

1. The adult bronze singles test;
2. The standard preliminary singles test.

B. Skaters must not have passed:

1. Higher than the adult bronze singles test;
2. Higher than the standard preliminary singles test;
3. Before Oct. 1, 1977, higher than the 2nd figure test;
4. On or after Oct. 1, 1977, and prior to Oct. 1, 1979, the 8th figure test.

C. Skaters may have passed:

1. The 2nd figure test, and no higher, before Oct. 1, 1977;
2. Any figure tests or skating skills tests on or after Oct. 1, 1977, and prior to Oct. 1, 1979, except for the 8th figure test;
3. Any figure tests or skating skills tests on or after Oct. 1, 1979.

## 6551 Elements for the Adult Bronze Free Skate and Singles Test

<b>ADULT BRONZE WELL-BALANCED FREE SKATE &amp; <u>SINGLES</u> TEST</b> 1:50 maximum time		
<b>PROGRAM</b>	<b>Competition:</b> Must contain the following elements in any order.	<b>Test:</b> Must meet the minimum requirements below.
<b>JUMPS</b>	<p>Maximum of four jump elements</p> <ul style="list-style-type: none"> <li>• There may be up to two jump combinations or one jump combination and one jump sequence</li> <li>• Jump combinations and jump sequences are limited to two jumps except that one jump combination or one jump sequence may include three jumps</li> <li>• A jump sequence consists of two or three jumps of any number of revolutions in which the second and/or the third jump is a waltz jump with a direct step from the landing curve of the first/second jump to the take-off curve of the waltz jump</li> <li>• Each jump may be repeated only once and only in combination or in sequence</li> <li>• All single jumps, except single Axel, are permitted</li> <li>• No single Axel, double or triple jumps are permitted</li> </ul>	<p>Four jump elements, which must include:</p> <ul style="list-style-type: none"> <li>• Three different jumps, selected from single toe, single Salchow, single loop, single flip or single Lutz*</li> <li>• One two-jump or three-jump combination including a waltz jump and/or allowable single jump(s) (no turn or change of foot between jumps)</li> </ul> <p>*Required jumps may be performed as solo jumps, or as part of the permitted jump combinations and sequences.</p>
<b>SPINS</b>	<p>Maximum of two spins of a different character</p> <ul style="list-style-type: none"> <li>• If a spin includes a change of foot, it must have a minimum of three revolutions on each foot. All other spins must have a minimum of three revolutions.</li> <li>• There must be a minimum of two revolutions in each position or the position will not be counted</li> <li>• Spins with a flying entry are not permitted</li> <li>• The skaters have freedom to select the kinds of spins they intend to execute within the spin types allowed</li> </ul>	<p>Two spins: Same as competition program requirements</p> <p>Note: For this test, if a skater performs a sit spin or a camel spin, the spin must be in a recognizable position but does NOT need to achieve a basic position as defined in rule 6103 (A).</p>
<b>STEP SEQUENCE</b>	<p>Maximum of one choreographic step sequence (may include <u>skating skills</u> elements and spirals) utilizing at least one-half of the ice surface</p> <ul style="list-style-type: none"> <li>• Jumps may be included in the step sequence</li> <li>• Additional <u>skating skills</u> sequences, spiral sequences and step sequences are permitted but will not be counted as elements; instead they will be counted as transitions and marked as such</li> </ul> <p><b>When judged with IJS:</b></p> <ul style="list-style-type: none"> <li>• A sequence that meets the minimum requirements above will be awarded a fixed base value and evaluated by the judges in GOE</li> <li>• A sequence that does not meet the minimum requirements above will receive no value</li> </ul>	<p>Same as competition program requirements</p>
<b>REMARKS</b>	<ul style="list-style-type: none"> <li>• Unless otherwise stated, all elements must meet the general criteria and basic requirements in order to be counted (see rule section 6100).</li> <li>• For events judged using the IJS, see Members Only site for the scale of values, calling specifications and judging instructions.</li> </ul>	<ul style="list-style-type: none"> <li>• Unless otherwise stated, all elements must meet the general criteria and basic requirements in order to be counted (see rule section 6100).</li> <li>• Extra elements may be added without penalty.</li> <li>• Two different elements may be reskated, if necessary (see rule 6238)</li> </ul>

## 6560 Adult Pre-Bronze Singles

A. Test qualifications as of the closing date for entries: Passed no higher than the adult pre-bronze singles test, or the pre-preliminary singles test.

## 6561 Elements for the Adult Pre-Bronze Free Skate and Singles Test

<b>ADULT PRE-BRONZE WELL-BALANCED FREE SKATE &amp; <u>SINGLES</u> TEST</b> 1:40 maximum time		
<b>PROGRAM</b>	<b>Competition:</b> Must contain the following elements in any order.	<b>Test:</b> Must meet the minimum requirements below. Note: The skater may choose to complete the elements in a program (with or without music), or as isolated elements.
<b>JUMPS</b>	Maximum of four jump elements <ul style="list-style-type: none"> <li>• There may be up to two jump combinations or one jump combination and one jump sequence</li> <li>• Jump combinations and jump sequences are limited to two jumps except that one jump combination or one jump sequence may include three jumps</li> <li>• A jump sequence consists of two or three jumps of any number of revolutions in which the second and/or the third jump is a waltz jump with a direct step from the landing curve of the first/second jump to the take-off curve of the waltz jump</li> <li>• Each jump may be repeated only once and only in combination or sequence</li> <li>• Only single and half-revolution jumps are permitted</li> <li>• No single Lutz, single Axel or double jumps are permitted</li> </ul>	Two different half or allowable single jumps*  *Required jumps may be performed as solo jumps, or as part of the permitted jump combinations and sequences.
<b>SPINS</b>	A maximum of two spins of a different character <ul style="list-style-type: none"> <li>• Spins with a flying entry are not permitted</li> <li>• Spins must have a minimum of three revolutions</li> <li>• A two-foot spin is permitted as one of the spins at this level and is of a different character than a one-foot spin</li> <li>• The skaters have freedom to select the kinds of spins they intend to execute within the spin types allowed</li> </ul>	Two spins: Same as competition requirements  Note: <ul style="list-style-type: none"> <li>• A two-foot spin is of a different character than a one-foot spin and would meet the requirements for one of the spins on this test.</li> <li>• For this test only, a backward upright one-foot spin is considered of a different character than a forward upright one-foot spin, so both may be performed.</li> <li>• For this test, if a skater performs a sit spin or a camel spin, the spin must be in a recognizable position but does NOT need to achieve a basic position as defined in rule 6103 (A).</li> </ul>
<b>STEPS</b>	Connecting steps throughout the program are required	Same as competition requirements
<b>REMARKS</b>	<ul style="list-style-type: none"> <li>• Unless otherwise stated, all elements must meet the general criteria and basic requirements in order to be counted (see rule section 6100).</li> <li>• For events judged using the IJS, see Members Only site for the scale of values, calling specifications and judging instructions.</li> </ul>	<ul style="list-style-type: none"> <li>• Unless otherwise stated, all elements must meet the general criteria and basic requirements in order to be counted (see rule section 6100).</li> <li>• If performed as a program, extra elements may be added without penalty.</li> <li>• Two different elements may be reskated, if necessary (see rule 6238)</li> </ul>

## 6700 Emotional Performance and Lyrical Pop/Character/Comedy Events

For Masters Emotional Performance, Masters Lyrical Pop/Character/Comedy, Adult Gold Emotional Performance, Adult Gold Lyrical Pop/Character/Comedy, Adult Silver Emotional Performance, Adult Silver Lyrical Pop/Character/Comedy, Adult Bronze Emotional Performance and Adult Bronze Lyrical Pop/Character/Comedy: Test qualifications as of the closing date for entries, program duration, program requirements and restrictions, and judging and marking will be as specified in the Nonqualifying Competition Showcase Guidelines, posted on the Members Only site.

## 6900 Marking of Singles – 6.0 and IJS

### 6910 Marking of Singles – 6.0 System

6911 The 6.0 system is marked on a scale from 0 to 6, of which:

0.0 = Not Skated	4.0 = Good
1.0 = Very Poor	5.0 = Very Good
2.0 = Poor	6.0 = Outstanding
3.0 = Mediocre	

A. Decimals to one place are permitted as further intermediate values (e.g. 3.8, 4.4, 5.5).

B. When deserved, a judge may award the mark of 6.0 either in the first mark or in the second mark, but not in both, except for the last competitor.

6912 Under the 6.0 system, the judges must penalize clothing not meeting the requirements of rule section 6030 by a deduction of 0.1 in the second mark.

### 6913 Marking of Singles Short Programs – 6.0 System

In the singles short program, for those events that are judged under the 6.0 system, two marks shall be awarded on a scale from 0 to 6 (see rule 6911). The first mark shall be for technical elements (formerly “required elements”) and the second mark shall be for program components (formerly “presentation”).

A. For the marking of the technical elements, see rule 6921 (D)(3). In addition, the judges must consider the difficulty of the elements and transitions, and speed.

B. For the marking of the program components, see rule 6923.

C. Every failure in the technical elements must be reflected only in the first mark, according to the importance of the element failed or omitted and the gravity of the mistake itself, since there is no direct relationship between the first and second marks. However, marks must be deducted for failures in the second mark if the harmonious and artistic aspects of the program are involved.

D. The execution of a non-prescribed element in place of a prescribed element must be considered as an omission; an additional deduction of 0.2 for an extra element should be taken in the mark for technical elements.

E. When movements which are not allowed are included, deductions must be made both for technical elements and program components. The penalty to be applied should be 0.1 in each mark for each forbidden element performed.

F. An element is omitted when it is not tried; the jump combination is omitted when neither one of the two jumps is attempted.

1. Any element commenced after the permissible time allowance will be considered as omitted in the marking. In the event an element is commenced before but completed after the allowable time duration, appropriate deductions must be made for exceeding the maximum time permitted, but the element is to be judged as skated. The referee must advise the judges of any element begun after the time limit, and also of any program that exceeds the permissible time limit.

G. A whistle shall be blown by the referee when the allowable time has elapsed, and the judges shall cease judging the performance. If a competitor fails to finish the short program within the time limit, there should be a 0.1 deduction in the marks for technical elements and program components for up to every 10 seconds in excess.

H. In each of the required spins with less than the required number of revolutions, a deduction of 0.1 must be made in the mark for technical elements.

I. Deductions must be made according to the following scale of values:

Elements	Failures	Omissions
Jump combination, solo jumps, spins, flying spins and spin combinations	0.1 to 0.4	0.5
Step sequences and spiral sequences	0.1 to 0.3	0.4
Extra or repeated elements	0.2	-

J. See also rules 1401 and 1402.

#### **6914 Marking of Singles Free Skate – 6.0 System**

In the singles free skate, for those events that are judged under the 6.0 system, two marks shall be awarded on a scale from 0 to 6 (see rule 6911). The first mark shall be for technical elements (formerly “technical merit”) and the second mark shall be for program components (formerly “presentation”).

- A. In the marking of technical elements, see rule 6921 (D)(3). In addition, the following must be considered:
  - 1. Difficulty of the performance (with no credit given for portions thereof which are missed);
  - 2. Variety;
  - 3. Cleanness and sureness;
  - 4. Speed.
- B. For the marking of the program components, see rule 6923.
- C. Where free skating moves are repeated (i.e. jumps, spins, step sequences), the full value of the move repeated must not be awarded by the judges in the mark for technical elements. The foregoing shall not, however, apply to combinations.
- D. All the elements of a free skate (the jumps, spins, step sequences and particularly the glide, footwork and the difficulty and variety of the steps) must be taken into consideration in the mark for technical elements and be rewarded according to their relative merit as to difficulty:
  - 1. No individual element can be given predominant importance, and the program must be considered as a whole.
  - 2. Excessive values must not be assigned to triple or quadruple jumps especially when of poor quality. In addition, no extra credit should be given for a poorly executed triple or quadruple jump when compared with a well-executed double jump.
  - 3. The spins must have the required minimum number of revolutions, the lack of which must be reflected by the judges in their marks.
- E. A program is not considered well-balanced when it contains an extra number or less than the required minimum number of an element, or when it lacks connecting steps between the elements. When a program is not well-balanced, the deduction should be 0.2 from the mark for technical elements for each extra or lacking element.
- F. Any element started after the permissible time must not be marked and will have no value.
- G. A whistle shall be blown by the referee when the allowable time has elapsed, and the judges shall cease judging the performance. If the skater fails to finish a free skate within the allowed range of time, there should be a 0.1 deduction in both marks for up to every 10 seconds lacking or in excess of the prescribed range.

#### **6920 Marking of Singles – IJS**

##### **6921 Total Element Score – Singles – IJS**

- A. *Scale of Values*: The scale of values of the elements of singles skating is published and updated on the Members Only site. This scale of values contains base values of all the elements and adjustments for the quality of their execution.
- B. *Base Values*: Base values of elements are measured in points and increase with the increasing difficulty of the elements. An element’s difficulty depends:
  - 1. For jumps: On the names of the jumps listed in the order of their difficulty (toe loop, Salchow, loop, flip, Lutz and Axel) and the number of revolutions;
  - 2. For other elements: On their levels of difficulty.
- C. *Levels of Difficulty of Elements*: The technical panel will determine the name and level of difficulty (when necessary) of elements. Spins and step sequences (except choreographic step sequences and choreographic sequences) are divided depending on their difficulty into five levels according to the number of features achieved: Basic Level (B) in case of no features, Level 1 in case of one feature, Level 2 in case of two features, Level 3 in case of three features and Level 4 in case of four features. The descriptions of characteristics that give an element a certain level of difficulty are published on the Members Only site.
- D. *Grade of Execution (GOE)*:
  - 1. Each judge will mark the quality of execution of every element depending on the positive and/or negative features of the execution and errors.
  - 2. The GOE is marked from +5, +4, +3, +2, +1, 0 (base value), -1, -2, -3, -4, -5.
  - 3. The guidelines for marking grades of execution are published on the Members Only site.
- E. In the short program, if an unprescribed or additional element (performed) substitutes a required element (not performed), the respective box will be blocked, and this performed element will be considered as not according to requirements. Unlisted or additional elements such as jumps, spins, steps or repetitions, even of failed elements, are not marked and consequently do not block a “box” (spot) of another type of element.

##### **6922 Illegal Elements/Movements**

Every illegal element/movement performed in the program will be penalized by a deduction (see rule 1071 (C)) If an illegal element/movement is performed during the execution of any element, the deduction for an illegal element/movement will apply, and the element will be called Basic Level if the requirements for at least Basic Level are fulfilled. See rule 6106 for a list of illegal elements/movements.



## 6923 Program Component Score – Singles – IJS

In addition to the total element score, the skater's whole performance is evaluated by three program components: (1) Composition, (2) Presentation and (3) Skating Skills.

### A. Definitions and criteria for analyzing the program components

1. **Composition:** The intentional, developed and/or original arrangement of the repertoire of all types of movements into a meaningful whole according to the principles of proportion, unity, space, pattern and musical structure. In evaluating the Composition, the following must be considered:
  - a. Unity;
  - b. Connections between and within elements;
  - c. Pattern and ice coverage;
  - d. Multidimensional movements and use of space;
  - e. Choreography reflecting musical phrase and form.
2. **Presentation:** The demonstration of engagement, commitment and involvement based on an understanding of the music and composition. In evaluating the Presentation, the following must be considered:
  - a. Expressiveness and projection;
  - b. Variety and contrast of energy and of movements;
  - c. Musical sensitivity and timing.
3. **Skating Skills:** The ability of the skater to execute the skating repertoire of steps, turns and skating movement, with blade and body control. In evaluating the Skating Skills, the following must be considered:
  - a. Variety of edges, steps, turns, movements and directions;
  - b. Clarity of edges, steps, turns, movements and body control;
  - c. Balance and glide;
  - d. Flow;
  - e. Power and speed.

### B. Marks for Program Components

1. Program components are marked on a scale of 0.25 to 10.00 in increments of 0.25, with a separate mark given for each program component, of which:

0.25-0.75 =	Extremely poor	5.00-5.75 =	Average
1.00-1.75 =	Very poor	6.00-6.75 =	Above average
2.00-2.75 =	Poor	7.00-7.75 =	Good
3.00-3.75 =	Weak	8.00-8.75 =	Very good
4.00-4.75 =	Fair	9.00-9.75 =	Excellent
		10.00 =	Outstanding

2. Increments are used for evaluation of performances containing some features of one degree and some of the next degree.
3. Guidelines for judging are published and updated on the Members Only site.

**6924** Deductions are taken by the event referee and judges (where applicable) for certain violations of the rules as set forth in rule 1071.

## List of Jumps

### Definitions:

- Half revolution jump – any jump of one-half (180 degrees) revolution in the air
- Single jump – any jump of one or more, but less than two, revolutions in the air
- Double jump – any jump of two or more, but less than three, revolutions in the air
- Triple jump – any jump of three or more, but less than four, revolutions in the air
- Quadruple jump – any jump of four or more, but less than five, revolutions in the air

### Comment:

- |              |  |
|--------------|--|
| f – forward  | T – rotation as in a three-turn (natural rotation) |
| b – backward | C – rotation as in a counter (counter rotation)    |
| o – outside  | ! – toe push                                       |
| i – inside   | ^ – split position in air                          |

**Listed Jumps:** Jumps that are in the ISU scale of values (defined by the take off, not the landing foot)

Description	Name	Code
bo! 1 Tbo	Single Toe Loop	1T
bo! 2 Tbo	Double Toe Loop	2T
bo! 3 Tbo	Triple Toe Loop	3T
bo! 4 Tbo	Quadruple Toe Loop	4T
bi! 1 Cbo	Single Toe Walley	1T
bi! 2 Cbo	Double Toe Walley	2T
bi! 3 Cbo	Triple Toe Walley	3T
bi! 4 Cbo	Quadruple Toe Walley	4T
bi 1 Tbo	Single Salchow	1S
bi 2 Tbo	Double Salchow	2S
bi 3 Tbo	Triple Salchow	3S
bi 4 Tbo	Quadruple Salchow	4S
bo 1 Tbo	Single Loop (Rittberger)	1Lo
bo 2 Tbo	Double Loop	2Lo
bo 3 Tbo	Triple Loop	3Lo
bo 4 Tbo	Quadruple Loop	4Lo
bi! 1 Tbo	Single Flip	1F
bi! 2 Tbo	Double Flip	2F
bi! 3 Tbo	Triple Flip	3F
bi! 4 Tbo	Quadruple Flip	4F
bi! 1 ^ Tbo	Split Single Flip	1F
bo! 1 Cbo	Single Lutz	1Lz
bo! 2 Cbo	Double Lutz	2Lz
bo! 3 Cbo	Triple Lutz	3Lz
bo! 4 Cbo	Quadruple Lutz	4Lz
bo! 1 ^ Cbo	Split Single Lutz	1Lz
bo! 2 ^ Cbo	Split Double Lutz	2Lz
fo 1 ½ Tbo	Single Axel	1A
fo 2 ½ Tbo	Double Axel	2A
fo 3 ½ Tbo	Triple Axel	3A
fo 4 ½ Tbo	Quadruple Axel	4A
fo 1 ½ Tbi	Single One-Foot Axel	1A
fo 2 ½ Tbi	Double One-Foot Axel	2A

**Non-listed Jumps:** Jumps not in the ISU scale of values, do not have a point value and do not count as jump elements when performed on their own.

Description	Name	Code
bo 1 Tbi	Half-Loop (Euler)*	-
bi! ½ T!fi	Half Flip (Half Toe Salchow)**	-
bi! ½ ^ T!fi	Split	-
bo! ½ C!fi	Half Lutz**	-
fo ½ Tbo	Waltz Jump (Three Jump)***	-
fi 1 ½ Tbo	Inside Axel	-
fi 2 ½ Tbo	Double Inside Axel	-
bi 1 Cbo	Walley	-

\*An Euler (half-loop) becomes a listed jump with the value indicated in the scale of values (IJS) when used in combinations, in between two listed jumps, for all levels.

\*\*Half flip and half Lutz count as jump elements in the pre-preliminary singles test but not in the preliminary well-balanced free skate competition event. Half flip and half Lutz count as jump elements in the adult pre-bronze singles test and also in the adult pre-bronze well-balanced free skate competition event.

\*\*\*A waltz jump counts as a jump element and meets the requirement for an Axel-type jump element for no test, pre-preliminary, preliminary and all adult singles well-balanced free skate competition events. For allowable jumps in the corresponding singles tests, please review the individual test requirements in rules 6471 (preliminary), 6481 (pre-preliminary), 6531 (adult gold), 6541 (adult silver), 6551 (adult bronze) and 6561 (adult pre-bronze).

## Technical Requirements – Pairs

### 7000 Pairs Rules

U.S. Figure Skating reserves the right to incorporate revisions made by the ISU for junior and senior events. The revisions or clarifications made to the international judging system by the ISU may be adopted by U.S. Figure Skating at its discretion at any time after the revision or clarification is issued. Revisions or clarifications will be posted as Technical Notifications on the Members Only site, and when applicable, published in the next U.S. Figure Skating rulebook.

A. The short program and well-balanced free skate requirements will be reviewed by the Pairs Development and Technical Committee and published on [usfigureskating.org](http://usfigureskating.org) no later than July 1 each season.

B. The chair of the Pairs Development and Technical Committee, in consultation with the vice chair of development, the vice chair of technical, and the technical panel representative on the Pairs Development and Technical Committee, will determine the short program and well-balanced free skate elements for levels other than junior and senior to correspond with the elements available each year. The list will be published on [usfigureskating.org](http://usfigureskating.org).

### 7001 Use of IJS

Competitions and categories that are required to use the international judging system (IJS) are listed in rule 1041.

### 7010 Conduct of Pair Events

#### 7020 Pair Definition

Pair skating is the skating of two persons in unison who perform their movements in such harmony with each other as to give the impression of genuine pair skating as contrasted with independent single skating. Attention should be paid to the selection of an appropriate partner.

A. In pair skating competitions, only pairs of the same composition (woman and man, two women or two men) may compete against each other.

### 7030 Clothing and Equipment – Pairs

7031 The clothing of the competitors must be modest, dignified and appropriate for athletic competitions and tests, not garish or theatrical in design. Clothing may, however, reflect the character of the music chosen.

A. The skating clothing worn in actual competition may not bear any form of advertising. However, warm-up suits may bear the name of a sponsor when a team is on the ice. The sponsor's name must not exceed 4.65 square inches (30 square centimeters).

7032 Clothing must not give the effect of excessive nudity inappropriate for the discipline.

7033 For domestic competitions and tests, there are no restrictions on attire related to gender. If a team is participating in an ISU sanctioned event, they must follow ISU rules for their respective discipline.

7034 For domestic competitions and tests, costume requirements are inclusive of necessary medical/adaptive equipment aids. There are no restrictions on choosing to wear required equipment aids, however they should not be theatrically enhanced or be used as a prop. If a team is participating in an ISU sanctioned event, they must follow the ISU rules for their respective discipline.

7035 Accessories and props are not permitted.

7036 Any ornamentation attached to the clothing must be firmly fastened so as not to fall off while skating under normal competitive conditions.

7037 *Skate blades:* Figure skating blades used during competitions and tests (or hockey skate blades used during skating skills tests or skating skills events at competitions) must be sharpened to produce a flat to concave cross section without change to the width of the blade as measured between the two edges. However, a slight tapering or narrowing of the cross section of the blade is permitted.

### 7040 Music – Pairs

The program shall be skated in harmony with the music chosen by the competitors. For pairs short program and free skate, vocal music with lyrics is permitted.

### 7050 Duration of Skating – Pairs

Timing starts from the moment either partner begins to move or skate. Timing stops when both skaters come to a complete stop at the end of the program.

#### 7051 Permissible Time Allowance – Short Programs

The duration of novice short programs must not exceed the maximum time allowed, but may be less, provided that all technical elements are included. Teams are allowed to finish junior and senior short programs within 10 seconds plus or minus the required time. Any element started after the permissible time will be considered in the marking as omitted. See rules 7913 and 1071 (C) for deductions for programs that exceed the time limit using the 6.0 system and the IJS respectively.

A. Senior short program: 2:40 +/- 10 seconds

B. Junior short program: 2:40 +/- 10 seconds

C. Novice short program: 2:50 max

**7052 Permissible Time Allowance – Free Skates**

Teams are allowed to finish free skates (except for adult events) within 10 seconds plus or minus the required time. The duration of adult pairs free skate events must not exceed the maximum time allowed, but may be less, provided that all technical elements are included. Any element started after the permissible time must not be marked and will have no value. Should the program be 30 or more seconds short of the prescribed range, no marks will be awarded. See rules 7914 and 1071 (C) for deductions for programs that do not finish within the range of time allowed using the 6.0 system and the IJS respectively.

A. Senior free skate: 4:00 +/- 10 seconds

B. Junior free skate: 3:30 +/- 10 seconds

C. Novice free skate: 3:30 +/- 10 seconds

D. Intermediate free skate: 3:15 +/- 10 seconds

E. Juvenile free skate: 2:30 +/- 10 seconds

Maximum times for adult pairs free skate events can be found in rules 7500-7561.

**7060 Composition of Pair Events**

**7061** Senior, junior and novice pair events will consist of a short program and a free skate, which will be skated and judged as provided in rules 7410, 7420 and 7430 respectively. If a qualifying round is necessary at qualifying competitions, only the free skate will be skated in the qualifying round. The championship round will consist of a short program and a free skate. The short program must precede the free skate except in qualifying rounds.

**7062** Intermediate and juvenile pair events will consist of a free skate only, which will be skated and judged in accordance with rules 7440 and 7450.

**7063** For the adult championships, all pair events shall consist of free skate only.

**7070 Segment Descriptions****7080 Short Program Description**

The short program for pairs consists of required elements skated in harmony with the music chosen by the competitors. The sequence of the elements is optional.

A. The short program for senior, junior and novice pairs will consist of seven required elements.

**7090 Pair Free Skate Description**

**7091** The pair free skate consists of a well-balanced program composed and skated to music of the pair's choice for a specified period of time. A good program contains moves of single skating executed simultaneously, either symmetrically (mirror skating) or in parallel (shadow skating), and especially typical pair skating moves such as pair spins, spirals, lifts, partner assisted jumps, etc., linked harmoniously by steps and other movements.

**7092** All elements are to be linked together by connecting steps of a different nature and by other comparable free skating movements, together with a variety of positions and holds, while fully utilizing the entire ice surface.

A. Special attention must be given to choreography, unison, expression, interpretation of the music and intricate footwork with a variety of partner positions utilizing dance holds.

B. Both partners need not always perform the same movements; they may separate from time to time, but they must give an impression of unison and harmony of composition, of program and of execution of the skating. Movements performed entirely on two feet must be kept to a minimum.

C. Harmonious steps and connecting movements, in time to the music, should be maintained throughout the program.

**7093** The free skate elements will consist of the following number of elements (note: current and future season requirements can be found on [usfigureskating.org](http://usfigureskating.org)):

A. Senior free skate consists of a maximum of eleven elements (max 3 overhead lifts, max 1 twist lift, max 2 throw jumps, max 1 solo jump, max 1 jump combination or sequence, max 1 pair spin combination, max 1 death spiral, max 1 choreographic sequence)

B. Junior free skate consists of a maximum of ten elements (max 2 overhead lifts, max 1 twist lift, max 2 throw jumps, max 1 solo jump, max 1 jump combination or sequence, max 1 pair spin combination, max 1 death spiral, max 1 choreographic sequence)

C. Novice free skate consists of a maximum of ten elements (max 2 overhead lifts, max 1 twist lift, max 2 throw jumps, max 1 solo jump, max 1 jump combination or sequence, max 1 pair spin combination, max 1 death spiral, max 1 choreographic sequence)

D. Intermediate free skate consists of a maximum of 10 elements (max 2 lifts, max 1 twist lift, max 1 throw jump, max 1 solo jump, max 1 jump sequence or jump combination, 1 max solo spin or solo spin combination, max 1 pair spin, max 1 death spiral or pivot figure, max 1 choreographic sequence)

E. Juvenile free skate consists of a maximum of eight elements (max 1 lift, max 1 throw jump, max 1 solo jump, max 1 jump sequence or jump combination, max 1 solo spin or solo spin combination, max 1 pair spin, max 1 pivot figure, max 1 choreographic sequence)

## 7100 Pairs Definitions, General Criteria and Basic Requirements

**7101 Death spirals:** In the final position while the woman is performing the actual death spiral, both the man and the woman must execute the required revolution with the knees of the man clearly bent and in full pivot position (this is when the lower part of his buttocks is not higher than the upper part of the knee of the pivot foot). The woman must simultaneously skate on a clean edge with her body and head close to the ice surface; however she must not touch the ice with her head or assist herself with the free hand or any part of the body. The woman's body weight is supported by the force of the spiraling edge and the hold of the man. The man must be in a centered position with a fully extended arm. One skate of the woman must remain on the ice throughout the death spiral.

- A. **Death spiral backward outside:** Both partners are skating on a backward outside edge. The man performs a pivot and holds the hand of the woman with the same arm as his skating foot fully extended. The woman is leaning backward to the ice, and her arm is fully extended as she circles around the man in this position. Any variation of the man's position, skating direction or edge is allowed as long as he keeps the pivot position as described and the woman circles around him on an outside edge.
- B. **Death spiral forward inside:** The man is skating on a backward outside edge, and the woman is skating on a forward inside edge. The man performs a pivot and holds the hand of the woman with the same arm as his skating foot fully extended. The woman is leaning sideways to the ice, and her arm is also fully extended as she circles around the man in this position. Any variation of the man's position, skating direction or edge is allowed as long as he keeps the pivot position as described and the woman circles around him on an inside edge.
- C. **Death spiral backward inside:** The same as for death spiral backward outside, but the woman circles around the man on a firm backward inside edge leaning to the ice.
- D. **Death spiral forward outside:** The same as for the death spiral forward inside except that the woman circles around the man on a firm forward outside edge.
- E. **Pivot figure:** In the pivot figure, the man performs a pivot while the woman circles around him on one foot in a spiral, attitude or similar position. The pivot figure is not eligible for features in IJS events.

## 7102 Lifts:

- A. Pair lifts are classified as follows:
  - 1. Group 1 – armpit hold position (see the List of Pair Lifts for variations of holds)
  - 2. Group 2 – waist hold position
  - 3. Group 3 – hand to hip or upper part of the leg (above the knee) position
  - 4. Group 4 – hand to hand position (press lift type)
  - 5. Group 5 – hand to hand position (lasso lift type)A lift's group is determined by the hold at the moment the woman passes the man's shoulder. In Groups 3–5, full extension of the lifting arm(s) is mandatory. To see a full description of each group of lifts, see the List of Pair Lifts at the end of the Technical Requirements – Pairs section of the rulebook.
- B. Each lift must have the minimum number of revolutions by the man required for the level. There are no minimum revolutions required by the woman.
- C. For all pair skating lifts, the partners may give each other assistance only through hand-to-hand, hand-to-arm, hand-to-body and hand-to-upper part of leg (above the knee) grips. A change of hold means going from one of these grips to another or from one hand to another in a one-hand hold. Changes of hold are permitted, unless specifically stated otherwise for the level of the team.
- D. Woman's positions are classified as follows:
  - 1. Upright (woman's upper body vertical);
  - 2. Star (woman's position sideways with upper body parallel to the ice); and
  - 3. Platter (woman's position flat, facing up or down with upper body parallel to the ice).A change of position means going from one of these positions to another (one full revolution in each position). Changes of the woman's position during the lift are permitted unless specifically stated otherwise for the pair level of the skaters.
- E. For the evaluation of the technical panel, the lift concludes when the man's arm(s) begins to bend after full extension and, consequently, the woman begins to descend. Judges evaluate the entire lift from take-off to landing.
- F. **Carry lifts:**
  - 1. Lifts with at least one continuous revolution of the man may include a carry. These lifts are allowed at junior and senior levels only.
  - 2. Lifts that are just "carries" consist of the simple carrying of a partner without rotation, only half a revolution of the man is allowed on the take off and/or exit. All holds in "carry" lifts are unrestricted. The carrying of one partner by the other on the back, shoulders or knees is allowed in these lifts. Carry lifts are not counted in the number of overhead lifts. These lifts will be considered in the component for Composition. They do not have a value and are not limited in number.

- 7103 Solo jumps, jump combinations and jump sequences:** See subparagraphs (A), (B) and (C) for definitions. In the case of an unequal number of revolutions of the partners in a jump performed as a solo jump or part of a combination or a sequence, the jump with the lesser amount of revolutions executed by the partners will be the jump that counts.
- A. Solo jumps:** A jump performed by itself (e.g. not as a jump combination or sequence).
- B. Jump combination:** In a jump combination, the landing foot of a jump is the take-off foot of the next jump. Up to two three-turns on one foot between the jumps without touching the ice with the free foot (or even with a touch, but no weight transfer) keeps the element in the frame of this definition allowing it still to be considered a combination (but with an error). A jump combination may consist of the same or different jumps.
1. An Euler (half-loop) becomes a listed jump with the value indicated in the scale of values (IJS) when used in combinations between two listed jumps. This applies to all levels.
  2. If the first jump of a two-jump combination fails to succeed and turns into a non-listed jump, the unit will still be considered as a jump combination.
- C. Jump sequence:** A jump sequence consists of two or three jumps of any number of revolutions, in which the second and/or third jump is an Axel-type jump with a direct step from the landing curve of the first/second jump to the take-off curve of the Axel jump. One full revolution on the ice between the jumps (free foot can touch the ice, but without weight transfer) keeps the element in the frame of the definition of a jump sequence. Jumps executed in a jump sequence receive their full value.
- D. Non-listed jump:** See rule 1071 (A)(1)(d) and the List of Jumps at the end of the Technical Requirements – Singles section of the rulebook.
- 7104 Spins:** A spin must have the minimum number of revolutions; however, a spin with less than three revolutions is considered a skating movement and not a spin. For any spin with a change of foot, the change may be executed in the form of a step over or a jump and must be preceded and followed by a spin position with at least three revolutions. The minimum number of required revolutions must be counted from the entry of the spin until its exit (except the final wind-up in spins in one position and flying spins). The minimum number of revolutions required in a position is two, if this requirement is not fulfilled, the position is not counted. Solo spins and spin combinations may be commenced with jumps (unless otherwise stated for a specific level).
- A. There are three basic spin positions:**
1. **Camel:** Free leg backwards with the knee higher than the hip level; however, layback, Biellmann and similar variations are still considered as upright spins;
  2. **Sit:** The upper part of the skating leg at least parallel to the ice;
  3. **Upright:** Any position with the skating leg extended or slightly bent which is not a camel position.
    - a. **Layback spin:** An upright spin in which head and shoulders are leaning backward with the back arched. The position of the free leg is optional.
    - b. **Sideways leaning spin:** An upright spin in which head and shoulders are leaning sideways and the upper body is arched. The position of the free leg is optional.
- All spin positions not according to the above definitions are considered non-basic positions.
- B. If one or both skaters fall when entering a spin, or in any failed spin a spin or spinning movement is allowed immediately after this fall or failure for the purpose of filling time. This additional spin/spinning movement will not be counted as an element.**
- C. Solo spins**
1. **Solo spin combination:** Must have a minimum of two different basic positions with two revolutions in each of these positions by both partners anywhere within the spin. To receive full value in the scale of values in IJS events, a spin combination must include all three basic positions by both partners. A change of foot and a change of position may be made either at the same time or separately.
    - a. If the spinning centers before and after a change of foot are too far apart, and the criteria for two spins are fulfilled, only the part before the change of foot will be counted and considered for level features (in IJS).
    - b. The number of revolutions in a non-basic position is counted in the total number of revolutions, but going to one of these positions is not considered as a change of position, which can only be from one basic position to another basic position (in IJS).
  2. **Spin in one position:** May change feet (if allowed), but may not change position. Non-basic positions are allowed and counted in the total number of revolutions but, in IJS events, are not eligible for features to increase the level.
    - a. The concluding upright position at the end of the spin (final wind-up) is not considered to be another position, regardless of the number of revolutions, as long as no additional feature (change of edge, variation of position, etc.) is attempted in the final wind-up. Variations of positions of the head, arms or free leg, as well fluctuations of speed are permitted.

3. **Flying spin:** A spin with a flying entrance, no change of foot and no change of positions. Non-basic positions are allowed and counted in the total number of revolutions but, in IJS events, are not eligible for features to increase the level.
    - a. The concluding upright position at the end of the spin (final wind-up) is not considered to be another position, regardless of the number of revolutions, as long as no additional feature (change of edge, variation of position, etc.) is attempted in the final wind-up. Variations of positions of the head, arms or free leg, as well fluctuations of speed are permitted.
    - b. A spin that begins with a jump and also changes feet and/or position is considered a spin with a flying entry, not a flying spin.
    - c. When a spin is commenced with a jump, no rotation is permitted on the ice before the take-off.
  - D. **Pair spin and pair spin combination:** The pair spin combination must include at least one change of foot and one change of position by both partners, and a minimum of two different basic positions with two revolutions in each of these positions by both partners anywhere within the spin. The change of foot and the change of position may be made either at the same time or separately. The rotation must be continuous, and no stop is permitted. Any position must be executed for at least two full revolutions to be counted. The change of foot in the spin combination must be preceded and followed by any spin position with at least three revolutions. If there is no change of foot or no change of position by both partners, the element will be called a pair spin if a pair spin is an allowable element, or the element will have no value.
- 7105 Spiral:** A position with one blade on the ice and free leg (including knee and foot) higher than the hip level. Spiral positions are classified according to the skating leg (right, left), edge (outside, inside), direction of skating (forward, backward) or position of the free leg (backward, forward, sideways).
- A. **Spiral sequence:** Consists primarily of spirals. There must be at least two spiral positions by each partner held not less than three seconds each, or at least one spiral position by each partner held not less than six seconds.
- 7106 Step sequences:** A series of unprescribed steps, turns and/or movements. All step sequences should be executed according to the character of the music. Step sequences should be executed together or close together. Short stops in accordance with the music are permitted. Non-listed jumps and retrogression may also be included. Credit will be given to a pair which changes places and holds or uses difficult skating moves together during a step sequence. Turns and steps should be balanced in their distribution throughout the sequence. Turns are three-turns, twizzles, brackets, loops, counters and rockers. Steps are toe steps, chassés, mohawks, choctaws, changes of edge and cross rolls. Pattern must be visible and identifiable and should be performed by using almost the full ice surface (e.g. straight line, serpentine, circle, oval or similar shape).
- A. **Choreographic step sequence:** Must fit the definition of a step sequence and be visible and identifiable; and it should be performed by using almost the full ice surface (e.g. straight line, serpentine, circle, oval or similar shape). In IJS events, if it meets these requirements, it will be awarded a fixed base value and will only be evaluated by judges in GOE.
  - B. **Choreographic sequence:** Consists of at least two different movements like steps, turns, spirals, arabesques, spread eagles, Ina Bauers, hydroblading, any jumps with a maximum of two revolutions, spins, small lifts, etc. Steps and turns may be used to link the two or more different movements together. Listed elements included in the choreographic sequence will not be called and will not occupy a box. The pattern is not restricted, but the sequence must be clearly visible. The sequence commences with the first skating movement and is concluded with the preparation to the next element (if the choreographic sequence is not the last element of the program). If this requirement is not fulfilled, the sequence will have no value. In IJS events, if the choreographic sequence meets these requirements, it will be awarded a fixed base value and will be evaluated by the judges in GOE.
- 7107 Throw jumps:** Throw jumps are partner assisted jumps in which the woman is thrown into the air by the man on the take-off and lands on a backward outside edge without assistance from her partner.
- 7108 Twist lifts:** In the twist lift, the man places both hands on the woman's waist, and she places both hands on his wrists. As the man lifts, the woman executes a Lutz or flip toe pick take off (twist lifts may also have an Axel or toe loop take off by the woman at some levels in the free skate, but those are less common). At the top of the twist lift, the woman completes a twist, rotating freely in the air. While the woman is rotating, the man turns a half turn to catch the woman at the waist for an assisted landing. The woman's rotation may be preceded by a split and may include multiple revolutions.
- A. The woman must be caught in the air at the waist by the man prior to landing and must be assisted to a smooth landing on the ice on a backward outside edge on one foot.
- 7109 Illegal elements/movements**  
The following are illegal elements/movements:
- A. Somersault-type jumps;
  - B. Lifts with wrong holds.

## 7200 Pair Test Requirements

### 7210 Classification of Pair Tests

7211 The standard pair tests are divided into six classes:

Standard Pair Test	Prerequisite
Standard <u>bronze</u> pair	Standard <u>bronze skating skills</u> test
Standard <u>pre-silver</u> pair	Standard <u>pre-silver skating skills</u> test or adult intermediate <u>skating skills</u> test (adult 21+ or adult 50+ passing average)
Standard <u>silver</u> pair	Standard <u>silver skating skills</u> test or adult novice <u>skating skills</u> test (adult 21+ or adult 50+ passing average)
Standard <u>pre-gold</u> pair	Standard <u>pre-gold skating skills</u> test or adult junior <u>skating skills</u> test (adult 21+ or adult 50+ passing average)
Standard <u>gold</u> pair	Standard <u>gold skating skills</u> test or adult senior <u>skating skills</u> test (adult 21+ or adult 50+ passing average)

A. Any pair test may be taken only after the candidate has completed the required skating skills test as listed in the prerequisite column above. No pair test is a prerequisite to any skating skills test.

7212 The adult pair tests are divided into three classes:

Adult Pair Test	Prerequisite
Adult bronze pair	Standard preliminary <u>skating skills</u> test or adult bronze <u>skating skills</u> test (adult 21+ or adult 50+ passing average)
Adult silver pair	Standard <u>pre-bronze skating skills</u> test or adult silver <u>skating skills</u> test (adult 21+ or adult 50+ passing average)
Adult gold pair	Standard <u>bronze skating skills</u> test or adult gold <u>skating skills</u> test (adult 21+ or adult 50+ passing average)

A. Any adult pair test may be taken only after the candidate has completed the required skating skills test as listed in the prerequisite column above. No pair test is a prerequisite to any skating skills test.

B. To qualify for any adult pair test, the candidate must be 21 years of age or older.

7213 The Skate United pair tests are divided into six classes:

Skate United Pair Test	Prerequisite
Skate United <u>bronze</u> pair	Skate United or standard <u>bronze skating skills</u> test
Skate United <u>pre-silver</u> pair	Skate United or standard <u>pre-silver skating skills</u> test or adult intermediate <u>skating skills</u> test (adult 21+ or adult 50+ passing average)
Skate United <u>silver</u> pair	Skate United or standard <u>silver skating skills</u> test or adult novice <u>skating skills</u> test (adult 21+ or adult 50+ passing average)
Skate United <u>pre-gold</u> pair	Skate United or standard <u>pre-gold skating skills</u> test or adult junior <u>skating skills</u> test (adult 21+ or adult 50+ passing average)
Skate United <u>gold</u> pair	Skate United or standard <u>gold skating skills</u> test or adult senior <u>skating skills</u> test (adult 21+ or adult 50+ passing average)

A. The Skate United test track is for candidates who have physical disabilities, as defined by the Americans with Disabilities Act (ADA).

B. Any Skate United pair test may be taken only after the candidate has completed the required skating skills test as listed in the prerequisite column above. No pair test is a prerequisite to any skating skills test.

C. Pair test equivalencies are allowed in one direction only from the standard track to the Skate United track, not from the Skate United track to the standard track. (Example: a skater who passes the standard pre-silver pair test is eligible to take the Skate United silver pair test; however, a skater who passes the Skate United pre-silver pair test is not eligible to then take the standard silver pair test.)

D. Skate United candidates who need additional accommodations may also apply for a Skating Accommodations Memorandum as outlined in rule 4005.

### 7220 General Requirements for Pair Tests

7221 Each pair must consist of a woman and a man.

7222 Partners for all pair tests may be selected without regard to pair test accomplishments or eligibility status; however, in order to partner pair tests during a sanctioned U.S. Figure Skating test session, one:

A. Must be a registered member in good standing of U.S. Figure Skating;

B. If 18 years of age or older and partnering a minor:

1. Must submit the proper payment through the Members Only site, submit information for and successfully pass a U.S. Figure Skating background check; and
2. Must complete the SafeSport™ Training course.

7223 For pair tests, music is chosen by the candidate. Vocal music with lyrics is permitted.

7224 For pair tests, the entire ice surface must be available.



- 7225** In the event of a substantive change to any required pairs well-balanced free skate requirement(s) by the ISU or U.S. Figure Skating, the chair of the Pairs Development and Technical Committee will revise the affected pair test(s) to include such change(s) as soon as practical. The chair will notify the chairs of the Judges, Rules and Tests Committees, and U.S. Figure Skating will post the change on the Members Only site, notify club test chairs and ensure test forms are modified accordingly.
- 7230 Marking of Pair Tests**
- 7231** Marks will be awarded on a scale ranging from -3 to +3, in whole number increments, with “0” equal to passing average for test level expectation. Three marks must be awarded for pair tests. The first mark is for “elements,” the second mark is for “skating,” and the third mark is for “program.”
- 7232** The following must be observed during the skating of pair tests:
- A. Elements: see rules 7100-7108
  - B. Skating: see rule 7923 (A)(3)
  - C. Program: see rule 7923 (A)(1-2)
- 7233** For Skate United candidates, the candidate should show the same level of achievement as that of a standard candidate at one test level below.
- 7234 Mandatory Deductions:**
- A. If the pair fails to finish a pair test program within the maximum time duration allowed under rules 7412-7551, a penalty of one point (-1) is deducted from the total for up to every 10 seconds in excess. (See rule 4513.)
  - B. Illegal elements/movements: (see rule 7109), a penalty of one point (-1) is deducted from the total for each occurrence.
- 7235** For all pair tests, the following information is listed:
- A. Pass total: The total points which must be obtained for the test from an individual judge in order to obtain a “pass” from that judge.
  - B. Honors total: The total points which must be obtained for the test from an individual judge in order to obtain a “pass with honors” from that judge.
  - C. Distinction total: The total points which must be obtained for the test from an individual judge in order to obtain a “pass with distinction” from that judge.
- 7236** In order to pass a pair test, the candidate(s) must have received a “pass total” or a “pass” for the entire test from a majority of the judges. In the case where there is no majority test result among the panel, the second highest result among the panel is awarded (i.e. if results are “pass,” “pass with honors,” and “pass with distinction,” the candidate(s) is (are) awarded “pass with honors”).
- 7237** The pair will be judged and will “pass,” “pass with honors,” “pass with distinction,” or be marked “retry” as a pair. A partner in such tests who has previously received a “pass,” “pass with honors,” or “pass with distinction” will not be affected if a subsequent attempt of the same test with a different partner is marked with a different result.
- 7238 Reskating Any Element of a Pair Test:**
- A. At the completion of any test and before any other test is conducted, the judge-in-charge must ask the other two judges individually if they wish to see any element reskated before the judges turn in their judging sheets. Should the judges wish a reskate, they must indicate to the judge-in-charge what they wish to be reskated. This will be done privately without conference. If a majority of the panel requests a reskate, the judge-in-charge will direct the pair to reskate the agreed-upon element(s). If the judges do not agree on which element(s) to reskate, the judge-in-charge will decide. A brief rest and warm-up is permitted before the reskate is performed.
  - B. A reskate may only be requested if warranted in order to mark a test as “pass”, not as “pass with honors” or “pass with distinction.”
  - C. After a pair test, two different elements may be reskated, if necessary.
  - D. Upon a request for a reskate, the pair may choose to complete any element that fulfills the stated requirement.
  - E. A pair that omitted a required element or substituted for a required element in the test may use one of their reskates to fulfill the stated requirement.
- 7300 Test Expectations and Pass Totals for Standard and Skate United Pair Tests**  
For judging panel requirements for pair tests, see rule 4534.
- 7301 Standard and Skate United Bronze Pair Test**  
**Test expectations:** The standard bronze pair test must consist of a program with a variety of moves and connecting steps skated to the music. The pair must utilize the ice surface with some degree of unison in good form while demonstrating the fundamentals of pair skating. See the Pairs Test Requirements Chart on the Members Only site for element requirements and program duration. For Skate United bronze pair test, see rule 7233.  
**Pass total:** 0 to 3 points  
**Honors total:** 4 to 6 points  
**Distinction total:** 7 to 9 points

**7302 Standard and Skate United Pre-Silver Pair Test**

**Test expectations:** The standard pre-silver pair test must consist of a program skated rhythmically and in harmony with the music. The pair must show a moderate degree of pair unison, with good form and flow, while fully utilizing the ice surface. It is also expected that the pair will demonstrate some of the more advanced fundamentals of pair skating including intermediate-based skating skills in mirror and/or shadow skating. See the Pairs Test Requirements Chart on the Members Only site for element requirements and program duration. For Skate United pre-silver pair test, see rule 7233.

**Pass total:** 0 to 3 points

**Honors total:** 4 to 6 points

**Distinction total:** 7 to 9 points

**7303 Standard and Skate United Silver Pair Test**

**Test expectations:** The standard silver pair test must consist of a program with connecting moves and footwork. The pair must demonstrate basic pair unison and good form and flow. The program should utilize the full ice surface and be skated with expression in time to the music. See the Pairs Test Requirements Chart on the Members Only site for element requirements and program duration. For Skate United silver pair test, see rule 7233.

**Pass total:** 0 to 3 points

**Honors total:** 4 to 6 points

**Distinction total:** 7 to 9 points

**7304 Standard and Skate United Pre-Gold Pair Test**

**Test expectations:** The standard pre-gold pair test must consist of a program of good, harmonious composition skated to the music with rhythm and expression. The program should have a change of pace, utilize the full ice surface and be skated in good form with very good flow. The pair must demonstrate good partner relationship and show a good degree of pair unison. See the Pairs Test Requirements Chart on the Members Only site for element requirements and program duration. For Skate United pre-gold pair test, see rule 7233.

**Pass total:** 0 to 3 points

**Honors total:** 4 to 6 points

**Distinction total:** 7 to 9 points

**7305 Standard and Skate United Gold Pair Test**

**Test expectations:** The standard gold pair must give an excellent performance. Both partners should move together in complete harmony showing a marked degree of pair unison, good form and excellent flow. The program should fully utilize the ice surface, have a change of pace and superbly express the mood and rhythm of music. Harmonious steps and connecting movements in time to the music should be maintained throughout the program. See the Pairs Test Requirements Chart on the Members Only site for element requirements and program duration. For Skate United gold pair test, see rule 7233.

**Pass total:** 0 to 3 points

**Honors total:** 4 to 6 points

**Distinction total:** 7 to 9 points

**7310 Test Expectations and Pass Totals for Adult Pair Tests**

For judging panel requirements for pair tests, see rule 4534.

**7311 Adult Bronze Pair Test**

**Test expectations:** The adult bronze pair test must consist of a program with a variety of moves and connecting steps skated to music, in good form with some degree of pair unison. The pair must utilize the ice surface while demonstrating the basic moves of pair skating. See rule 7551 for element requirements and program duration.

**Pass total:** 0 to 3 points

**Honors total:** 4 to 6 points

**Distinction total:** 7 to 9 points

**7312 Adult Silver Pair Test**

**Test expectations:** The adult silver pair test must consist of a program skated rhythmically and in harmony with the music. The pair should show a moderate degree of pair unison with good form and flow, while fully utilizing the ice surface. The pair is expected to demonstrate the fundamentals of pair skating including synchronized connecting movements, mirror and/or shadow skating. See rule 7541 for element requirements and program duration.

**Pass total:** 0 to 3 points

**Honors total:** 4 to 6 points

**Distinction total:** 7 to 9 points

**7313 Adult Gold Pair Test**

**Test expectations:** The adult gold pair test must consist of a program with connecting moves and footwork to be skated rhythmically and in harmony to the music. The pair should demonstrate partner relationship, unison, good flow and form. The program should utilize the full ice surface and be skated with expression in time to the music. See rule 7531 for element requirements and program duration.

**Pass total:** 0 to 3 points

**Honors total:** 4 to 6 points

**Distinction total:** 7 to 9 points

## **7400 Pair Test Qualifications and Age Requirements**

For test qualifications for qualifying competitions, see the National Qualifying Series Athlete Handbook. Test qualifications for nonqualifying events must be met by closing date of entries.

<b><u>Competitive Level</u></b>	<b><u>Minimum Test Qualifications</u></b>	<b><u>Age Requirements</u></b>
Juvenile	Both partners must have passed the <u>bronze skating skills</u> test or higher and the <u>bronze</u> pair test or higher. Athletes may not have competed as a team in a qualifying competition at the intermediate level.	Age as of the July 1 that immediately precedes the relevant competition: Under 16 years of age.
Intermediate	Both partners must have passed the <u>pre-silver skating skills</u> test or higher and the <u>pre-silver</u> pair test or higher. Athletes may not have competed as a team in a qualifying competition at the novice level.	None
Novice	Both partners must have passed the <u>silver skating skills</u> test or higher and the <u>silver</u> pair test or higher. Athletes may not have competed as a team in a qualifying competition at the junior level.	None
Junior	Both partners must have passed the <u>pre-gold skating skills</u> test or higher and the <u>pre-gold</u> pair test or higher. Athletes may not have competed as a team in a qualifying competition at the senior level.	None
Senior	Both partners must have passed the <u>gold skating skills</u> test and the <u>gold</u> pair test.	None

## 7500 Adult Pairs Competition Requirements and Pair Test Elements

- A. Adult pair events are open to couples in which each partner has reached 21 years of age as of the closing date for entries.
- B. Any skater who has competed in the U.S. Figure Skating Championships, the ISU World Figure Skating Championships, the ISU World Junior Figure Skating Championships, an ISU Grand Prix event, an ISU Junior Grand Prix event, an ISU Challenger Series event or the Olympic Winter Games in novice pairs, junior pairs, or senior pairs:
1. May not compete in the adult gold, adult silver or adult bronze pairs events.
  2. May compete in the championship masters, masters and centennial pairs events.

## 7510 Championship Masters Pairs

- A. Test qualifications as of the closing date for entries: For any skater who has not previously competed at this level, both partners must have passed at least one of the following tests:
1. The adult gold pair test,
  2. The standard bronze, pre-silver, silver, pre-gold or gold pair test.

## 7511 Elements for the Championship Masters Pairs Free Skate

<b>CHAMPIONSHIP MASTERS PAIRS WELL-BALANCED FREE SKATE</b> <b>3:40 maximum time</b> <b>Competition: Must contain the following elements in any order</b>	
<b>LIFTS</b>	Maximum of two* different lifts <ul style="list-style-type: none"> <li>• One may be a twist lift (no limit on the number of revolutions)</li> <li>• If lifts are from the same group, they must be different (e.g. one star and one platter, both from Group 3)</li> <li>• Minimum of one-half and maximum of 3½ revolutions by the man</li> <li>• Variations of the woman's position, no-handed, one-handed and combination lifts are permitted</li> <li>• Carry lifts and lifts that include a carry feature are not permitted</li> </ul>
<b>THROW JUMPS</b>	Maximum of two different throw jumps <ul style="list-style-type: none"> <li>• No limit on the number of revolutions</li> </ul>
<b>SOLO JUMP</b>	Maximum of one solo jump <ul style="list-style-type: none"> <li>• Single, double or triple jumps are permitted</li> </ul>
<b>JUMP COMBINATION/SEQUENCE</b>	Maximum of one jump combination or jump sequence <ul style="list-style-type: none"> <li>• Single, double or triple jumps are permitted</li> <li>• <u>Jump combination or sequence may consist of two or three jumps</u></li> </ul>
<b>SOLO SPIN</b>	Maximum of one solo spin or solo spin combination <ul style="list-style-type: none"> <li>• Minimum of four revolutions by both partners if spin does not have a change of foot</li> <li>• Minimum of six revolutions by both partners if spin has a change of foot</li> <li>• Minimum of two revolutions in each position by both partners</li> </ul>
<b>PAIR SPIN</b>	Maximum of one* pair spin or pair spin combination <ul style="list-style-type: none"> <li>• If pair spin, minimum of four revolutions total with optional change of position</li> <li>• If pair spin combination, minimum of six revolutions total with at least one change of position and one change of foot by each partner</li> <li>• Minimum of two revolutions in each position by both partners</li> </ul>
<b>DEATH SPIRAL / PIVOT FIGURE</b>	Maximum of one* death spiral or pivot figure <ul style="list-style-type: none"> <li>• Regular hand-to-hand hold required</li> <li>• At least one-half revolution with man in full pivot position (buttocks not higher than knee of pivot foot)</li> <li>• In the death spiral, the woman's lowest hip or buttock and head should not be higher than her skating knee. A slightly higher position of her hip or buttock is acceptable on back outside death spiral.</li> </ul>
<b>CHOREOGRAPHIC SEQUENCE</b>	Maximum of one choreographic sequence <ul style="list-style-type: none"> <li>• Must be clearly visible</li> <li>• Additional <u>skating skills</u> sequences, spiral sequences and step sequences will not be counted as elements but will be counted as transitions and marked as such</li> </ul>
<b>ADDITIONAL ELEMENT</b>	*Maximum of one additional element chosen from: <ul style="list-style-type: none"> <li>• Pair spin if not already performed</li> <li>• Pair spin combination if not already performed</li> <li>• Pivot figure/death spiral (maximum two per program; must be different)</li> <li>• Lift (maximum of three per program; must be different)</li> </ul>
<b>REMARKS</b>	<ul style="list-style-type: none"> <li>• Unless otherwise stated, all elements must meet the general criteria and basic requirements in order to be counted (see rule section 7100).</li> <li>• If an extra jump(s) element is executed, only the individual jump(s) which is not according to the requirements will have no value. The jumps are considered in the order of execution.</li> </ul>

## 7520 Masters Pairs

- A. Test qualifications as of the closing date for entries: Both partners must have passed at least one of the following tests:
1. The adult gold pair test,
  2. The standard bronze, pre-silver, silver, pre-gold or gold pair test,
  3. Prior to 1989, the standard bronze, silver or gold pair test,
  4. The adult or standard pre-silver, silver, pre-gold or gold singles test.

## 7521 Elements for the Masters Pairs Free Skate

<b>MASTERS PAIRS WELL-BALANCED FREE SKATE</b> <b>3:40 maximum time</b> <b>Competition: Must contain the following elements in any order</b>	
<b>LIFTS</b>	Maximum of two* different lifts <ul style="list-style-type: none"> <li>• One may be a twist lift (no limit to the number of revolutions)</li> <li>• If lifts are from the same group, they must be different (e.g. one star and one platter, both from Group 3)</li> <li>• Minimum of one-half revolution by the man (no maximum)</li> <li>• Variations of the woman's position, no-handed, one-handed and combination lifts are permitted</li> <li>• Carry lifts and lifts that include a carry feature are not permitted</li> </ul>
<b>THROW JUMPS</b>	Maximum of two different throw jumps <ul style="list-style-type: none"> <li>• No limit to the number of revolutions</li> </ul>
<b>SOLO JUMP</b>	Maximum of one solo jump <ul style="list-style-type: none"> <li>• Single, double or triple jumps are permitted</li> </ul>
<b>JUMP COMBINATION/ SEQUENCE</b>	Maximum of one jump combination or jump sequence <ul style="list-style-type: none"> <li>• No limit to the number of revolutions</li> <li>• <u>Jump combination or sequence may consist of two or three jumps</u></li> </ul>
<b>SOLO SPIN</b>	Maximum of one solo spin or solo spin combination <ul style="list-style-type: none"> <li>• Minimum of four revolutions by both partners if spin does not have a change of foot</li> <li>• Minimum of six revolutions by both partners if spin has a change of foot</li> <li>• Minimum of two revolutions in each position by both partners</li> </ul>
<b>PAIR SPIN</b>	Maximum of one* pair spin or pair spin combination <ul style="list-style-type: none"> <li>• If pair spin, minimum of four revolutions total with optional change of position</li> <li>• If pair spin combination, minimum of six revolutions total with at least one change of position and one change of foot by each partner</li> <li>• Minimum of two revolutions in each position by both partners</li> </ul>
<b>DEATH SPIRAL / PIVOT FIGURE</b>	Maximum of one* death spiral or pivot figure <ul style="list-style-type: none"> <li>• Regular hand-to-hand hold required</li> <li>• At least one-half revolution with man in full pivot position (buttocks not higher than knee of pivot foot)</li> <li>• In the death spiral, the woman's lowest hip or buttock and head should not be higher than her skating knee. A slightly higher position of her hip or buttock is acceptable on back outside death spiral.</li> </ul>
<b>CHOREOGRAPHIC SEQUENCE</b>	Maximum of one choreographic sequence <ul style="list-style-type: none"> <li>• Must be clearly visible</li> <li>• Additional <u>skating skills</u> sequences, spiral sequences and step sequences will not be counted as elements but will be counted as transitions and marked as such</li> </ul>
<b>ADDITIONAL ELEMENT</b>	*Maximum of one additional element chosen from: <ul style="list-style-type: none"> <li>• Pair spin if not already performed</li> <li>• Pair spin combination if not already performed</li> <li>• Pivot figure/death spiral (maximum two per program; must be different)</li> <li>• Lift (maximum of three per program; must be different)</li> </ul>
<b>REMARKS</b>	<ul style="list-style-type: none"> <li>• Unless otherwise stated, all elements must meet the general criteria and basic requirements in order to be counted (see rule section 7100).</li> <li>• If an extra jump(s) element is executed, only the individual jump(s) which is not according to the requirements will have no value. The jumps are considered in the order of execution.</li> </ul>

### 7530 Adult Gold Pairs

Test qualifications as of the closing date for entries:

- A. Both partners must have passed at least one of the following tests:
  1. The adult silver or adult gold pair test;
  2. The adult gold singles test;
  3. The standard bronze or pre-silver test;
  4. The standard bronze singles test, the adult intermediate or novice or standard pre-silver or silver singles test.
- B. Neither partner may have passed:
  1. Higher than the pre-silver pair test;
  2. Prior to 1989, higher than the standard bronze pair test;
  3. Higher than the adult novice or standard silver singles test.
- C. Any skater who has competed in the U.S. Figure Skating Championships, the ISU World Figure Skating Championships, the ISU World Junior Figure Skating Championships, an ISU Grand Prix event, an ISU Junior Grand Prix event, an ISU Challenger Series event or the Olympic Winter Games in novice pairs, junior pairs or senior pairs will be ineligible to compete in this event.

### 7531 Elements for the Adult Gold Pairs Free Skate and Pair Test

<b>ADULT GOLD PAIRS WELL-BALANCED FREE SKATE &amp; PAIR TEST</b> <b>3:40 maximum time</b>		
<b>PROGRAM</b>	<b>Competition:</b> Must contain the following elements in any order	<b>Test:</b> Must contain the following elements in any order
<b>LIFTS</b>	Maximum of two* different lifts <ul style="list-style-type: none"> <li>• One may be a twist lift (no limit to the number of revolutions)</li> <li>• If lifts are from the same group, they must be different (e.g. one star and one platter, both from Group 3)</li> <li>• Minimum of one-half revolution by the man (no maximum)</li> <li>• Variations of the woman's position, no-handed, one-handed and combination lifts are permitted</li> <li>• Carry lifts and lifts that include a carry feature are not permitted</li> </ul>	Three different lifts <ul style="list-style-type: none"> <li>• One may be a twist lift (no limit to the number of revolutions)</li> <li>• Carry lifts and lifts that include a carry feature are not permitted.</li> </ul>
<b>THROW JUMPS</b>	Maximum of two different throw jumps <ul style="list-style-type: none"> <li>• No limit to the number of revolutions</li> </ul>	Two different throw jumps <ul style="list-style-type: none"> <li>• Single or multi-rotation</li> </ul>
<b>SOLO JUMP</b>	Maximum of one solo jump <ul style="list-style-type: none"> <li>• Single, double or triple jumps are permitted</li> </ul>	One solo jump <ul style="list-style-type: none"> <li>• Single or multi-rotation</li> </ul>
<b>JUMP COMBINATION/SEQUENCE</b>	Maximum of one jump combination or jump sequence <ul style="list-style-type: none"> <li>• No limit to the number of revolutions</li> <li>• <u>Jump combination or sequence may consist of two or three jumps</u></li> </ul>	One jump combination or jump sequence <ul style="list-style-type: none"> <li>• Utilizing single or multi-rotation jumps</li> </ul>
<b>SOLO SPIN</b>	Maximum of one solo spin or solo spin combination <ul style="list-style-type: none"> <li>• Minimum of four revolutions by both partners if spin does not have a change of foot</li> <li>• Minimum of six revolutions by both partners if spin has a change of foot</li> <li>• Minimum of two revolutions in each position by both partners</li> </ul>	One solo spin or solo spin combination <ul style="list-style-type: none"> <li>• Same as competition program requirements</li> </ul>
<b>PAIR SPIN</b>	Maximum of one* pair spin or pair spin combination <ul style="list-style-type: none"> <li>• If pair spin, minimum of four revolutions total with optional change of position</li> <li>• If pair spin combination, minimum of six revolutions total with at least one change of position and one change of foot by each partner</li> <li>• Minimum of two revolutions in each position by both partners</li> </ul>	One pair spin or pair spin combination <ul style="list-style-type: none"> <li>• Same as competition program requirements</li> </ul>
<b>DEATH SPIRAL / PIVOT FIGURE</b>	Maximum of one* death spiral or pivot figure <ul style="list-style-type: none"> <li>• Regular hand-to-hand hold required</li> <li>• At least one-half revolution with man in full pivot position (buttocks not higher than knee of pivot foot)</li> <li>• In the death spiral, the woman's lowest hip or buttock and head should not be higher than her skating knee. A slightly higher position of her hip or buttock is acceptable on back outside death spiral.</li> </ul>	One death spiral <ul style="list-style-type: none"> <li>• Minimum ½ revolution by the man in pivot position</li> <li>• Woman's edge optional</li> <li>• Hand hold should be a regular one-hand hold</li> </ul>
<b>CHOREOGRAPHIC SEQUENCE</b>	Maximum of one choreographic sequence <ul style="list-style-type: none"> <li>• Must be clearly visible</li> <li>• Additional <u>skating skills</u> sequences, spiral sequences and step sequences will not be counted as elements but will be counted as transitions and marked as such</li> </ul>	<ul style="list-style-type: none"> <li>• One choreographic sequence, which must be clearly visible</li> <li>• Connecting moves, <u>skating skills</u>, footwork, stroking in good unison and mirror and/or shadow skating</li> </ul>
<b>ADDITIONAL ELEMENT</b>	*Maximum of one additional element chosen from: <ul style="list-style-type: none"> <li>• Pair spin if not already performed</li> <li>• Pair spin combination if not already performed</li> <li>• Pivot figure/death spiral (maximum two per program; must be different)</li> <li>• Lift (maximum of three per program; must be different)</li> </ul>	<ul style="list-style-type: none"> <li>• Extra elements may be added without penalty.</li> </ul>
<b>REMARKS</b>	<ul style="list-style-type: none"> <li>• Unless otherwise stated, all elements must meet the general criteria and basic requirements in order to be counted (see rule section 7100).</li> <li>• If an extra jump(s) element is executed, only the individual jump(s) which is not according to the requirements will have no value. The jumps are considered in the order of execution.</li> </ul>	<ul style="list-style-type: none"> <li>• Unless otherwise stated, all elements must meet the general criteria and basic requirements in order to be counted (see rule section 7100).</li> <li>• Two different elements may be reskated, if necessary (see rule 7238)</li> </ul>

## 7540 Adult Silver Pairs

Test qualifications as of the closing date for entries:

- A. Both partners must have passed at least one of the following tests:
1. The adult bronze or adult silver pair test;
  2. The adult silver or adult gold singles test;
  3. The standard preliminary, pre-bronze or bronze pair test;
  4. The standard pre-bronze or bronze singles test.
- B. Neither partner may have passed:
1. Higher than the adult silver pair test;
  2. Higher than the standard bronze pair test;
  3. Higher than the standard bronze singles test.
- C. Any skater who has competed in the U.S. Figure Skating Championships, the ISU World Figure Skating Championships, the ISU World Junior Figure Skating Championships, an ISU Grand Prix event, an ISU Junior Grand Prix event, an ISU Challenger Series event or the Olympic Winter Games in novice pairs, junior pairs or senior pairs will be ineligible to compete in this event.

## 7541 Elements for the Adult Silver Pairs Free Skate and Pair Test

ADULT SILVER PAIRS WELL-BALANCED FREE SKATE & PAIR TEST 2:50 maximum time		
PROGRAM	Competition: Must contain the following elements in any order	Test: Must contain the following elements in any order
<b>LIFTS</b>	Maximum of two different lifts <ul style="list-style-type: none"> <li>• One of which must be from Group 1; the other lift may be a different lift from Group 1, Group 2 or a single twist lift</li> <li>• Minimum of one-half revolution by the man (no maximum)</li> <li>• Full extension is optional for Group 2 waist lift</li> <li>• Variations of the woman's position, no-handed, one-handed, overhead, carry and combination lifts and lifts that include a carry feature are not permitted; however, if a pair executes a Group 1 lift, the release of the woman's hands after the lift extension has been achieved is not a violation of this rule.</li> </ul>	Two different lifts <ul style="list-style-type: none"> <li>• Same as competition program requirements</li> </ul>
<b>THROW JUMP</b>	Maximum of one throw jump (single jumps only)	One throw jump (single*)
<b>SOLO JUMP</b>	Maximum of one solo jump (single jumps only)	One solo jump (single*)
<b>JUMP COMBINATION/SEQUENCE</b>	Maximum of one jump combination or jump sequence <ul style="list-style-type: none"> <li>• Single jumps only</li> <li>• Maximum of two jumps in jump combination or jump sequence</li> </ul>	One jump combination or jump sequence (consisting of two single jumps*) *Single Axels are permitted. No multi-rotation jumps (in combination, sequence, solo jump or throw jump)
<b>SOLO SPIN</b>	Maximum of one solo spin or solo spin combination <ul style="list-style-type: none"> <li>• Minimum of three revolutions by both partners if spin does not have a change of foot</li> <li>• Minimum of five revolutions by both partners if spin has a change of foot</li> <li>• Minimum of two revolutions in each position by both partners</li> </ul>	One solo spin or solo spin combination <ul style="list-style-type: none"> <li>• Same as competition program requirements</li> </ul>
<b>PAIR SPIN</b>	Maximum of one pair spin or pair spin combination <ul style="list-style-type: none"> <li>• If pair spin, minimum of three revolutions total with optional change of position</li> <li>• If pair spin combination, minimum of five revolutions total</li> <li>• Minimum of two revolutions in each position by both partners</li> </ul>	One pair spin or pair spin combination <ul style="list-style-type: none"> <li>• Same as competition program requirements</li> </ul>
<b>DEATH SPIRAL / PIVOT FIGURE</b>	Maximum of one death spiral or pivot figure <ul style="list-style-type: none"> <li>• Pivot position is not required</li> <li>• Skaters may choose the position and hand hold</li> <li>• Attempt must be identifiable</li> </ul>	One death spiral or pivot figure <ul style="list-style-type: none"> <li>• Pivot position is not required</li> <li>• Skaters may choose the position and hand hold</li> <li>• Attempt must be identifiable</li> </ul>
<b>CHOREOGRAPHIC SEQUENCE</b>	Maximum of one choreographic sequence <ul style="list-style-type: none"> <li>• Must be clearly visible</li> <li>• Additional <u>skating skills</u> sequences, spiral sequences and step sequences will not be counted as elements but will be counted as transitions and marked as such</li> </ul>	<ul style="list-style-type: none"> <li>• One choreographic sequence, which must be clearly visible</li> <li>• Stroking in unison illustrating mirror and/or shadow skating, footwork, connecting moves such as turns in the field, spirals, pivots and basic dance steps.</li> </ul>
<b>REMARKS</b>	<ul style="list-style-type: none"> <li>• Unless otherwise stated, all elements must meet the general criteria and basic requirements in order to be counted (see rule section 7100).</li> </ul>	<ul style="list-style-type: none"> <li>• Unless otherwise stated, all elements must meet the general criteria and basic requirements in order to be counted (see rule section 7100).</li> <li>• Extra elements may be added without penalty.</li> <li>• Two different elements may be reskated, if necessary (see rule 7238)</li> </ul>

## 7550 Adult Bronze Pairs

Test requirements as of the closing date for entries:

A. Both partners must have passed at least one of the following tests:

1. The adult bronze pair test;
2. The adult bronze or adult silver singles test;
3. The standard preliminary or pre-bronze pair test;
4. The standard preliminary or pre-bronze singles test.

B. Neither partner may have passed:

1. Higher than the adult bronze pair test;
2. Higher than the adult silver singles test;
3. Higher than the standard pre-bronze pair test;
4. Higher than the standard pre-bronze singles test.
5. The standard gold pattern dance test (partnered or solo).

C. Any skater who has competed in the U.S. Figure Skating Championships, the ISU World Figure Skating Championships, the ISU World Junior Figure Skating Championships, an ISU Grand Prix event, an ISU Junior Grand Prix event, an ISU Challenger Series event or the Olympic Winter Games in novice pairs, junior pairs or senior pairs will be ineligible to compete in this event.

## 7551 Elements for the Adult Bronze Pairs Free Skate and Pair Test

<b>ADULT BRONZE PAIRS WELL-BALANCED FREE SKATE &amp; PAIR TEST</b> <b>2:30 maximum time</b>		
<b>PROGRAM</b>	<b>Competition:</b> Must contain the following elements in any order	<b>Test:</b> Must contain the following elements in any order
<b>LIFTS</b>	Maximum of one lift <ul style="list-style-type: none"> <li>• May be from Group 1 or a Group 2 waist lift</li> <li>• Minimum of one-half revolution by the man (no maximum)</li> <li>• Full extension is optional for Group 2 waist lift</li> <li>• Variations of the woman's position, no-handed, one-handed, overhead, twist, carry and combination lifts and lifts that include a carry feature are not permitted; however, if a pair executes a Group 1 lift, the release of the woman's hands after the lift extension has been achieved is not a violation of this rule.</li> </ul>	One lift <ul style="list-style-type: none"> <li>• Same as competition program requirements</li> </ul>
<b>THROW JUMP</b>	Maximum of one (optional) throw jump (single jumps only) <ul style="list-style-type: none"> <li>• No throw single Axel, or double or triple throw jumps are permitted</li> </ul>	One (optional) throw jump (single*)
<b>SOLO JUMP</b>	Maximum of one solo jump (single jumps only) <ul style="list-style-type: none"> <li>• No single Axel, double or triple jumps are permitted</li> </ul>	One solo jump (single*)
<b>JUMP COMBINATION/SEQUENCE</b>	Maximum of one jump combination or jump sequence (single jumps only) <ul style="list-style-type: none"> <li>• No single Axel, double or triple jumps are permitted</li> <li>• Maximum of two jumps in jump combination or jump sequence</li> <li>• A jump sequence is any listed jump immediately followed by an Axel-type jump</li> </ul>	One jump combination or sequence of jumps (consisting of a waltz jump and a single jump or two single jumps*) *No single Axels or multi-rotation jumps (in combination, sequence, solo jump or throw jump)
<b>SOLO SPIN</b>	Maximum of one solo spin or solo spin combination <ul style="list-style-type: none"> <li>• Minimum of three revolutions by both partners if spin does not have a change of foot</li> <li>• Minimum of five revolutions by both partners if spin has a change of foot</li> <li>• Minimum of two revolutions in each position by both partners</li> </ul>	One solo spin or solo spin combination <ul style="list-style-type: none"> <li>• Same as competition program requirements</li> </ul>
<b>PAIR SPIN</b>	Maximum of one pair spin <ul style="list-style-type: none"> <li>• Minimum of three revolutions total with optional change of position</li> <li>• Minimum of two revolutions in each position by both partners</li> </ul>	One pair spin <ul style="list-style-type: none"> <li>• Same as competition program requirements</li> </ul>
<b>PIVOT FIGURE</b>	Maximum of one pivot figure <ul style="list-style-type: none"> <li>• Pivot position is not required</li> <li>• Skaters may choose the position and hand hold</li> <li>• Attempt must be identifiable</li> </ul>	One pivot figure <ul style="list-style-type: none"> <li>• Hand hold and pivot position are optional</li> <li>• Attempt must be identifiable</li> </ul>
<b>CHOREOGRAPHIC SEQUENCE</b>	Maximum of one choreographic sequence <ul style="list-style-type: none"> <li>• Must be clearly visible</li> <li>• Additional <u>skating skills</u> sequences, spiral sequences and step sequences will not be counted as elements but will be counted as transitions and marked as such</li> </ul>	<ul style="list-style-type: none"> <li>• One choreographic sequence which must be clearly visible</li> <li>• Stroking in unison, both forward and backward, clockwise and counterclockwise</li> </ul>
<b>REMARKS</b>	<ul style="list-style-type: none"> <li>• Unless otherwise stated, all elements must meet the general criteria and basic requirements in order to be counted (see rule section 7100).</li> </ul>	<ul style="list-style-type: none"> <li>• Unless otherwise stated, all elements must meet the general criteria and basic requirements in order to be counted (see rule section 7100).</li> <li>• Extra elements may be added without penalty.</li> <li>• Two different elements may be reskated, if necessary (see rule 7238)</li> </ul>



## 7560 Centennial Pairs

Test and age qualifications as of the closing date for entries:

- A. Both partners must have passed at least one of the following tests:
  1. The adult silver pair test;
  2. The adult silver singles test;
  3. The standard preliminary or pre-bronze pair test;
  4. The standard pre-bronze singles test.
- B. There is no maximum limit on tests passed.
- C. Both partners must be 50 years of age or older at the closing date for entries.
- D. Teams that enter Centennial Pairs may not enter any other open pairs event.

## 7561 Elements for the Centennial Pairs Free Skate

<b>CENTENNIAL PAIRS WELL-BALANCED FREE SKATE</b> <b>2:50 maximum time</b> <b>Competition: Must contain the following elements in any order</b>	
<b>LIFTS</b>	Maximum of two different lifts <ul style="list-style-type: none"><li>• Lifts may be from Group 1 or Group 2, or one may be a single twist lift</li><li>• If lifts are from the same group, each must have a different take off (for example, one Lutz lift and one Axel lift, both from Group 1)</li><li>• Minimum of one-half revolution by the man (no maximum)</li><li>• Full extension is optional for Group 2 waist lift</li><li>• Variations of the woman's position, no-handed, one-handed, overhead, carry and combination lifts and lifts that include a carry feature are not permitted; however, if a pair executes a Group 1 lift, the release of the woman's hands after the lift extension has been achieved is not a violation of this rule.</li></ul>
<b>THROW JUMP</b>	Maximum of one throw jump (single jumps only) <ul style="list-style-type: none"><li>• Single Axel is permitted</li></ul>
<b>SOLO JUMP</b>	Maximum of one solo jump (single jumps only) <ul style="list-style-type: none"><li>• Single Axel is permitted</li></ul>
<b>JUMP COMBINATION/ SEQUENCE</b>	Maximum of one jump combination or jump sequence (single jumps only) <ul style="list-style-type: none"><li>• Single Axels are permitted</li><li>• Maximum of two jumps in jump combination or jump sequence</li></ul>
<b>SOLO SPIN</b>	Maximum of one solo spin or solo spin combination <ul style="list-style-type: none"><li>• Minimum of three revolutions by both partners if spin does not have a change of foot</li><li>• Minimum of five revolutions by both partners if spin has a change of foot</li><li>• Minimum of two revolutions in each position by both partners</li></ul>
<b>PAIR SPIN</b>	Maximum of one pair spin or pair spin combination <ul style="list-style-type: none"><li>• If pair spin, minimum of three revolutions total with optional change of position</li><li>• If pair spin combination, minimum of five revolutions total</li><li>• Minimum of two revolutions in each position by both partners</li></ul>
<b>DEATH SPIRAL / PIVOT FIGURE</b>	Maximum of one death spiral or pivot figure <ul style="list-style-type: none"><li>• Pivot position is not required</li><li>• Skaters may choose the position and hand hold</li></ul>
<b>CHOREOGRAPHIC SEQUENCE</b>	Maximum of one choreographic sequence <ul style="list-style-type: none"><li>• Must be clearly visible</li><li>• Additional <u>skating skills</u> sequences, spiral sequences and step sequences will not be counted as elements but will be counted as transitions and marked as such</li></ul>
<b>REMARKS</b>	<ul style="list-style-type: none"><li>• No additional spin or death spiral permitted</li><li>• Unless otherwise stated, all elements must meet the general criteria and basic requirements in order to be counted (see rule section 7100).</li></ul>

## 7900 Marking of Pairs – 6.0 and IJS

### 7910 Marking of Pairs – 6.0 System

7911 The 6.0 system is marked on a scale from 0 to 6, of which:

0.0 = Not Skated	4.0 = Good
1.0 = Very Poor	5.0 = Very Good
2.0 = Poor	6.0 = Outstanding
3.0 = Mediocre	

- A. Decimals to one place are permitted as further intermediate values (e.g. 3.8, 4.4, 5.5).
- B. When deserved, a judge may award the mark of 6.0 the first mark or in the second mark, but not in both, except for the last competitor.

7912 Under the 6.0 system, the judges must penalize clothing not meeting the requirements of rule section 7030 by a deduction of 0.1 in the second mark.

### 7913 Marking of Pairs Short Program – 6.0 System

In the pairs short program, for those events that are judged under the 6.0 system, two marks are awarded on a scale from 0 to 6 as in rule 7911. The first mark is for technical elements and the second mark is for program components. Unison is considered under technical elements and program components.

- A. For the marking of the technical elements, see rule 7921 (D)(3). In addition, the judges must consider the difficulty of the elements and transitions, unison and speed.
- B. For the marking of the program components, see rule 7923.
- C. An element is omitted when it is not tried.
  - 1. Any element commenced after the permissible time allowance will be considered as omitted in the marking. In the event an element is commenced before, but completed after, the allowable time duration, appropriate deductions must be made for exceeding the maximum time permitted, but the element is to be judged as skated. The referee must advise the judges of any element begun after the time limit, and also of any program that exceeds the permissible time limit.
- D. A whistle shall be blown by the referee when the allowable time has elapsed, and the judges shall cease judging the performance. If a team fails to finish the short program within the time limit, there should be a 0.1 deduction in the marks for technical elements and program components for up to every 10 seconds in excess.

E. Deductions must be made according to the following scale of values:

Elements	Failures	Omissions
Lifts, throw jump, solo jump, spin, spin combination and death spiral	0.1 to 0.4	0.5
Step sequences and spiral sequences	0.1 to 0.3	0.4
Extra or repeated elements	0.2	-

F. See also rules 1401 and 1402.

### 7914 Marking of Pairs Free Skate – 6.0 System

In the pairs free skate, for those events that are judged under the 6.0 system, two marks are awarded on a scale from 0 to 6 as in rule 7911. The first mark is for technical elements and the second mark is for program components.

- A. In the marking of technical elements, see rule 7921 (D)(3). In addition, the following must be considered:
  - 1. Difficulty of the performance (with no credit given for portions thereof which are missed);
  - 2. Variety;
  - 3. Cleanness and sureness;
  - 4. Speed.
- B. For the marking of the program components, see rule 7923.
- C. All the elements of a free skate (the jumps, spins, step sequences and particularly the glide, footwork and the difficulty and variety of the steps) must be taken into consideration in the mark for technical elements and be rewarded according to their relative merit as to difficulty:
  - 1. No individual element can be given predominant importance, and the program must be considered as a whole.
  - 2. Excessive values must not be assigned to triple or quadruple jumps or throw jumps, especially when of poor quality. In addition, no extra credit should be given for a poorly executed triple or quadruple jump or throw jump when compared with a well-executed double jump.
  - 3. The spins must have the required minimum number of revolutions, the lack of which must be reflected by the judges in their marks.

- D. A program is not considered well-balanced when it contains an extra number or less than the required minimum number of an element, or when it lacks connecting steps between the elements. When a program is not well-balanced, the deduction should be 0.2 from the mark for technical elements for each extra or lacking element.
- E. The minimum penalty to be applied is 0.1 in each mark for each illegal element and 0.1 from the technical elements mark for spins which have less than the required revolutions.
- F. In pair skating, the accurate performance in unison by the partners must be considered in both the technical element and program component marks. Special attention must be paid to the selection of an appropriate partner. If there is a serious imbalance in their physical characteristics which would result in an obvious lack of unison, it should be reflected in the marks both for technical elements and program components.
- G. Any element started after the permissible time must not be marked and will have no value.
- H. A whistle shall be blown by the referee when the allowable time has elapsed, and the judges shall cease judging the performance. If the team fails to finish a free skate within the allowed range of time, there should be a 0.1 deduction in both marks for up to every 10 seconds lacking or in excess of the prescribed range.
- I. See rules 1401 and 1402.

## **7920 Marking of Pairs – IJS**

### **7921 Total Element Score – Pairs – IJS**

- A. *Scale of Values*: The scale of values of the elements of pairs skating is published and updated on the Members Only site. This scale of values contains base values of all the elements and adjustments for the quality of their execution.
- B. *Base Values*: Base values of elements are measured in points and increase with the increasing difficulty of the elements. An element's difficulty depends:
  1. For jumps and throw jumps: On the names of the jumps or throw jumps listed in the order of their difficulty (toe loop, Salchow, loop, flip, Lutz and Axel) and the number of revolutions;
  2. For lifts: On the groups of the lifts (Groups 1-5), their names and the levels of difficulty;
  3. For twist lifts: On the names, number of revolutions and levels of difficulty;
  4. For death spirals: On the names and levels of difficulty;
  5. For other elements: On their levels of difficulty
- C. *Levels of Difficulty of Elements*: The technical panel will determine the name and level of difficulty (when necessary) of elements. Lifts, twist lifts, death spirals, spins and step sequences (except choreographic step sequences and choreographic sequences) are divided depending on their difficulty into five levels according to the number of features achieved: Basic Level (B) in case of no features, Level 1 in case of one feature, Level 2 in case of two features, Level 3 in case of three features and Level 4 in case of four or more features. The descriptions of characteristics that give an element a certain level of difficulty are published on the Members Only site. The descriptions of characteristics that give an element a certain level of difficulty for the juvenile and intermediate pairs events will be reviewed by the U.S. Figure Skating Pairs Development and Technical Committee, announced no later than the spring Board of Directors meeting and may differ from those developed by the ISU and used for the novice, junior and senior pairs events.
- D. *Grade of Execution (GOE)*:
  1. Each judge will mark the quality of execution of every element depending on the positive and/or negative features of the execution and errors.
  2. The GOE is marked from +5, +4, +3, +2, +1, 0 (base value), -1, -2, -3, -4, -5.
  3. The guidelines for marking grades of execution are published on the Members Only site.
- E. In the short program, if an unprescribed or additional element (performed) substitutes a required element (not performed), the respective box will be blocked, and this performed element will be considered as not according to requirements. Unlisted or additional elements such as jumps, spins, steps or repetitions, even of failed elements, are not marked and consequently do not block a "box" (spot) of another type of element.

### **7922 Illegal Elements/Movements**

Every illegal element/movement performed in the program will be penalized by a deduction (see rule 1071 (C)) If an illegal element/movement is performed during the execution of any element, the deduction for an illegal element/movement will apply, and the element will be called Basic Level if the requirements for at least Basic Level are fulfilled. See rule 7109 for a list of illegal elements/movements.

### 7923 Program Component Score – Pairs – IJS

In addition to the total element score, the skater's whole performance is evaluated by three program components: (1) Composition, (2) Presentation and (3) Skating Skills. For pair skating, there must be equal demonstration of the criteria by both skaters.

#### A. Definitions and criteria for analyzing the program components

1. **Composition:** The intentional, developed and/or original arrangement of the repertoire of all types of movements into a meaningful whole according to the principles of proportion, unity, space, pattern and musical structure. In evaluating the Composition, the following must be considered:
  - a. Unity;
  - b. Connections between and within elements;
  - c. Pattern and ice coverage;
  - d. Multidimensional movements and use of space;
  - e. Choreography reflecting musical phrase and form.
2. **Presentation:** The demonstration of engagement, commitment and involvement based on an understanding of the music and composition. In evaluating the Presentation, the following must be considered:
  - a. Expressiveness and projection;
  - b. Variety and contrast of energy and of movements;
  - c. Musical sensitivity and timing;
  - d. Unison, oneness and awareness of space.
3. **Skating Skills:** The ability of the skater to execute the skating repertoire of steps, turns and skating movement, with blade and body control. In evaluating the Skating Skills, the following must be considered:
  - a. Variety of edges, steps, turns, movements and directions;
  - b. Clarity of edges, steps, turns, movements and body control;
  - c. Balance and glide;
  - d. Flow;
  - e. Power and speed.

#### B. Marks for Program Components

1. Program components are marked on a scale of 0.25 to 10.00 in increments of 0.25, with a separate mark given for each program component, of which:

0.25-0.75 =	Extremely poor	5.00-5.75 =	Average
1.00-1.75 =	Very poor	6.00-6.75 =	Above average
2.00-2.75 =	Poor	7.00-7.75 =	Good
3.00-3.75 =	Weak	8.00-8.75 =	Very good
4.00-4.75 =	Fair	9.00-9.75 =	Excellent
		10.00 =	Outstanding

2. Increments are used for evaluation of performances containing some features of one degree and some of the next degree.
3. Guidelines for judging are published and updated on the Members Only site.

**7924** Deductions are taken by the event referee and judges (where applicable) for certain violations of the rules as set forth in rule 1071.

### List of Pair Lifts

Pair lifts are organized into groups based on the hold at the moment the woman passes the man's shoulder. Lifts are typically named after the woman's solo jump take off and the hold position of the partners. In Groups 3–5, full extension of the lifting arm(s) is mandatory. In any group, a one-hand hold may increase the difficulty of the lift.

<p><b>Group 1</b> Armpit hold position  1Li</p>	<ul style="list-style-type: none"> <li>• Lutz Lift</li> <li>• Flip Lift</li> <li>• Axel Lift</li> </ul>	<p>The man places one hand under one arm in the armpit of the woman. The woman may place her hand on the man's shoulder. The man holds the woman's other hand with one hand to assume the hold. The man may also support the woman with both his hands placed under both her armpits. The woman is lifted from a Lutz, flip, loop, Axel or toe jump take off. During the lift, the woman may assume a simple split or cross split position, and she may release the hand on the shoulder or release both hands when supported under both armpits. Both partners should exit the lift on one foot. To be considered a Group 1 lift, the lady's head remains up, and she is lower than the man's shoulder. Possible grips now include hand-to-armpit, hand-to-arm, hand-to-waist, or hand-to-hand.</p>
<p><b>Group 2</b> Waist hold position  2Li</p>	<ul style="list-style-type: none"> <li>• Waist Lift</li> </ul>	<p>The waist lift begins with both partners skating backward. The man places both hands on the woman's waist, and she places both hands on his wrists. The woman's position in the air is free. Full extension of the man's lifting arms is not mandatory unless specified. Both partners should exit the lift on one foot.</p>
<p><b>Group 3</b> Hand-to-hip or upper part of the leg (higher than the knee) position  3Li</p>	<ul style="list-style-type: none"> <li>• Cartwheel lift</li> <li>• Star/toe loop hip lift</li> <li>• Platter/swan lift/table top lift</li> </ul>	<p>Both partners begin the star and cartwheel lifts skating backward. The man places one hand on the woman's hip and holds the woman's opposite hand with his free hand. The woman's other hand is on the man's shoulder. The woman picks as in a toe loop jump and the man turns together with the woman. The woman may assume a stag, split or closed leg position. Unlike the star lift, a cartwheel lift consists of only a half revolution by both partners. Both partners should exit the lift on one foot. The platter lift begins with both partners facing each other. The man places his hands on the woman's hips, and the woman may place her hands on the man's wrists or shoulders. The woman must take off on one foot, and her full extension position should be arched or parallel to the ice. Both partners should exit the lift on one foot.</p>
<p><b>Group 4</b> Hand-to-hand/arm position Press lift type  4Li</p>	<ul style="list-style-type: none"> <li>• Press lift</li> <li>• Loop press/back press</li> </ul>	<p>In the starting position, the partners may face each other (press lift) or follow each other (loop press). Both hands of the man and woman are clasped. The woman must take off on one foot, but the woman's position in the air is free. There is no rotation on the part of the woman prior to the support position in hand-to-hand press type lifts. Both partners should exit the lift on one foot.</p>
<p><b>Group 5</b> Hand-to-hand/arm position Lasso lift type  5ALi 5SLi 5TLi 5RLi 5BLi</p>	<ul style="list-style-type: none"> <li>• Lasso/Axel (edge) lift</li> <li>• Step up lasso/step overhead lift</li> <li>• Toe lasso/tap overhead lift</li> <li>• Reverse lasso (backward edge) lift</li> <li>• Backward lasso lift</li> </ul>	<p>The difference between hand-to-hand press lifts and hand-to-hand lasso type lifts is that in the press lifts there is no rotation of the woman on her way to the top, while in the lasso lifts the woman does rotate on the way up. There are five different entries into lasso type lifts: toe entry, step entry, Axel edge entry, reverse entry and backward entry. Both partners should exit the lift on one foot. The toe entry, the step entry and the reverse lasso backward edge entry require a half revolution turn by the woman on take off. The Axel or "true" lasso and backward lasso lifts require a full revolution by the woman on the take off. Both partners should exit the lift on one foot.</p>
<p><b>Carry Lift</b></p>	<p>Allowed at junior and senior levels only</p>	<p>A carry lift consists of the simple carrying of one partner without rotation; only one-half a revolution of the man is allowed on the take-off and/or the exit. All holds in the carry lift are unrestricted. The carrying of one partner by the other on the back, shoulders or knees is allowed in these lifts. Carry lifts are not counted in the number of overhead lifts. These lifts will be considered in the component for Composition. They do not have a value and are not limited in number in the levels where they are allowed.</p>
<p><b>Carry Feature</b></p>	<p>Allowed in the junior and senior levels only</p>	<p>Lifts with at least one continuous revolution of the man may include a carry.</p>

**Notes**

## Technical Requirements – Ice Dance

### 8000 Ice Dance Rules

U.S. Figure Skating reserves the right to incorporate revisions made by the ISU for junior and senior events. U.S. Figure Skating also reserves the right to incorporate revisions made to the advanced novice dance event into the novice dance event. The revisions or clarifications made to the international judging system by the ISU may be adopted by U.S. Figure Skating at its discretion at any time after the revision or clarification is issued. Revisions or clarifications will be posted as Technical Notifications on the Members Only site and, when applicable, published in the next U.S. Figure Skating rulebook.

A. The rhythm dance and free dance requirements will be reviewed by the Ice Dance Development and Technical Committee and published on [usfigureskating.org](http://usfigureskating.org) no later than July 1 each season.

B. Using the list in rule 8096, the chair of the Ice Dance Development and Technical Committee, in consultation with the vice chair of development, the vice chair of technical, and the technical panel representative on the Ice Dance Development and Technical Committee, will determine the free dance elements for levels other than novice, junior and senior to correspond with the elements available each year. The list will be published on [usfigureskating.org](http://usfigureskating.org).

### 8001 Use of IJS

Competitions and categories that are required to use the international judging system (IJS) are listed in rule 1041.

### 8010 Conduct of Ice Dance Events

8011 An ice dance couple shall be composed of a woman and a man.

### 8020 Clothing and Equipment – Ice Dance

8021 The clothing must be modest, dignified and appropriate for athletic competitions and tests, not garish or theatrical in design. Clothing may, however, reflect the character of the music chosen.

A. The skating clothing worn in actual competition may not bear any form of advertising. However, warm-up suits may bear the name of a sponsor when the team is on the ice. The sponsor's name must not exceed 4.65 square inches (30 square centimeters).

8022 The clothing must not give the effect of excessive nudity inappropriate for the discipline.

8023 For domestic competitions and tests, there are no restrictions on attire related to gender. If a competitor/team is participating in an ISU sanctioned event, they must follow ISU rules for their respective discipline.

8024 For domestic competitions and tests, costume requirements are inclusive of necessary medical/adaptive equipment aids. There are no restrictions on choosing to wear required equipment aids, however they should not be theatrically enhanced or be used as a prop. If a competitor/team is participating in an ISU sanctioned event, they must follow the ISU rules for their respective discipline.

8025 Accessories and props are not permitted.

8026 The decorations on the costumes must be nondetachable, and no part of the costume or decoration may fall on the ice during skating.

8027 *Skate blades:* Figure skating blades used during competitions and tests (or hockey skate blades used during skating skills tests or skating skills events at competitions) must be sharpened to produce a flat to concave cross section without change to the width of the blade as measured between the two edges. However, a slight tapering or narrowing of the cross section of the blade is permitted.

### 8030 Music – Ice Dance

8031 For ice dance events, music is chosen by the competitor except for pattern dances that have not been designated as a “skaters’ choice” pattern dance.

A. For pattern dances, the music must conform to the type and tempo specified in the description of the pattern dance, except as outlined for the “skaters’ choice” pattern dances, which have their own tempo regulations.

B. For pattern dances designated as “skaters’ choice” pattern dances, each couple may provide their own music for each pattern dance. Couple’s chosen music may be +/- 2 beats per minute different from the tempo as stated in the description of the pattern dance and may include vocals. Each team must submit their music no later than the first official practice session for their event at each competition.

C. For the rhythm dance and free dance, see event-specific rules.

8032 For nonqualifying competitions, pattern dance music may be either vocal or orchestral, and must conform to the type and tempo specified in the description of the pattern dance. For qualifying competitions, standardized music from the ISU must be used with the exception of pattern dances designated as a “skaters’ choice” pattern dance, where the music can be an original piece, either vocal or orchestral, chosen by the skaters while conforming to the type and tempo requirements set forth by the Dance Development and Technical Committee. The Dance Development and Technical Committee will announce each season, by Governing Council, the requirements for the “skaters’ choice” pattern dances. This will include, but may not be limited to, the length of the allowable time for each pattern dance. For rhythm dance and free dance (competition and test) music, see rules 8090, 8095 and 8324 respectively.

8033 Music registration for the rhythm dance and free dance:

A. When registering their music for the rhythm dance, couples are required to list the rhythms chosen and the order in which they will be skated.

- B. In addition, couples are required to submit the name of the selected music or title or theme of their free dance program.
- C. This information will be given to the referee for distribution to the judges.

#### **8040 Duration of Skating – Ice Dance**

Timing starts from the moment either partner begins to move or skate. Timing stops when both skaters come to a complete stop at the end of the program.

#### **8041 Permissible Time Allowance – Rhythm Dance and Free Dance**

Skaters are allowed to finish a rhythm dance and free dance (except for adult events) within 10 seconds plus or minus the required time. The duration of adult free dance events must not exceed the maximum time allowed, but may be less, provided that all technical elements are included. Any element started after the permissible time must not be marked and will have no value. Should the program be 30 or more seconds short of the prescribed range, no marks will be awarded. See rules 8913 and 1071 (C) for deductions for programs that do not finish within the range of time allowed using the 6.0 system and the IJS respectively.

A. Senior rhythm dance: 2:50 +/- 10 seconds

B. Senior free dance: 4:00 +/- 10 seconds

C. Junior rhythm dance: 2:50 +/- 10 seconds

D. Junior free dance: 3:30 +/- 10 seconds

E. Novice free dance: 3:00 +/- 10 seconds

F. Intermediate free dance: 2:30 +/- 10 seconds

G. Juvenile free dance: 2:15 +/- 10 seconds

H. Pre-juvenile free dance: 2:00 +/- 10 seconds

Maximum times for adult free dance events can be found in rules 8512, 8632, 8701, 8721 and 8741.

#### **8050 Composition of Ice Dance Events**

**8051** Ice dance qualifying competitions consist of:

- A. Senior and junior events: rhythm dance and free dance. The rhythm dance description will be released for each competitive year by the ISU and may include a pattern dance within.
- B. All other event levels: pattern dance and free dance.

**8052** The rhythm dance must precede the free dance in senior and junior events. The pattern dance must precede the free dance in all other applicable events.

#### **8060 Segments Descriptions**

##### **8070 Pattern Dance Descriptions**

**8071** Pattern dancing consists of skating dances with specified steps and holds that are either set pattern dances, which must be placed on the ice surface as diagrammed in the rulebook, or optional pattern dances, which may be placed on the ice surface in any relation to the ice surface that the couple desires, provided that the edges and their relationship to the continuous axis are maintained, the pattern is not distorted and is maintained for each repetition and does not place the partners in awkward positions.

##### **8072 General Requirements for Pattern Dances**

**A. Technique:**

1. **Accuracy:** The steps, edges, elements/movements and dance holds must be in accordance with the dance diagrams and descriptions. Subject to general conformity with the basic requirements, some latitude is given to allow a couple to demonstrate their own individual style. This is usually accomplished by the use of a variety of arm and/or leg movements. Movements or positions of arms and/or hands, which differ from those specified in the descriptions of the required dance holds are permitted, provided that the leading hand of the lead partner remains in the prescribed position for the hold.
2. **Placement:** The steps of the dances must be skated in accordance with the dance diagrams and descriptions. Maximum utilization of the ice surface is desirable, which requires deep edges and good flow. There should be no apparent struggle for speed. Ice coverage must not be obtained by the use of flat or shallow edges. In a regulation-size arena (100 x 200 ft.) the couples may not cross the center line of the rink. In arenas less than regulation size, the couples may cross the center line proportionally to the width of the ice surface.
3. **Skating Skills:** Good basic skating skills are required. Deep edges skated with speed, flow and easy glide in an effortless manner. Cleanness and sureness of steps, edges and lobe transitions evident. The skaters must carry their weight over the skating foot. Footwork must be neat and precise. Two-footed skating must be avoided except where it is required. Good and equal technical ability are required for both partners. The knee of the skating leg should be flexible with a rhythmic rise and fall. On chassés and progressives the feet must be lifted a small distance from the ice.
4. **Style:** Carriage should be upright, but not stiff, with the head held up. All actions should be easy and flowing and performed in an elegant manner. The dance holds (see the Dance Glossary (rule 8100)) should be firm and the fingers neither spread nor clenched. There should be no apparent struggle for speed, and speed should not be obtained at the expense of good style. The free leg should be extended, and the foot turned out and pointed down.



5. **Unison:** The couple should skate as close together as possible, keeping a constant distance between them. Body movements such as leg swings, knee bends and lean should be equal and well coordinated, and their performance should be balanced. The lead partner should show an ability to lead and the follow partner to an ability to follow.
- Note:** The unison requirement does not apply to solo dance track tests and events.

- B. **Timing:** The dances must be skated in strict time to the music with the start of the dance commencing with a major accent. All movement must be coordinated with the rhythm of the music so that all steps are completed without any break in continuity.
- C. **Presentation (competitions)/Expression (tests):** The dance must be skated smoothly and rhythmically with the character of the music being correctly displayed. Such interpretation shall be shown by variations in the execution of dance movements which reflect the patterns in the music. The overall effect should be such that each pattern dance has a distinct flavor. The partners should relate to one another.

### 8073 Conduct of Pattern Dance Events

**8074** For pattern dance events, the couples will skate each dance one couple at a time. In events with more than one pattern dance, all couples will complete one dance before the next dance is started; and the starting order of the couples will rotate in the following manner:

- A. Couples will be divided into as many sections as there are pattern dances. These sections are different than the warm-up groups (see rule 2710); although a section and a warm-up group could have the same number of skaters depending on the number of couples in the event and the number of pattern dances to be skated.
- B. If the total number of couples is not evenly divisible by the number of dances, the last section(s) will be larger.
- C. All couples will skate the first pattern dance in their respective warm-up groups, in their drawn starting order.
- D. The first couple in section two will be the first to skate the second pattern dance, and they will be followed by the remaining couples in section two, in their drawn starting order. All couples in each section will finish before the couples in the next section begin.
- E. The section beginning each subsequent pattern dance will be rotated in the same manner (so if there are three pattern dances, there will be three sections, and section three will begin the third pattern dance, followed by section one and then section two).
- F. The warm-up groups will be reset for each subsequent pattern dance based upon the new rotation order for each dance.
- G. When four or fewer couples start, these provisions may be suspended, provided all couples agree.

### 8075 Number of Sequences Danced in Competitions

In the initial and final round of all dance competitions, the number of sequences of the dance to be danced will be as shown in the table below:

Pattern Dance	Qualifying Competitions (except adult competitions)	U.S. Adult Championships and adult sectionals (partnered and solo)	Pattern Dance	Qualifying Competitions (except adult competitions)	U.S. Adult Championships and adult sectionals (partnered and solo)
American Waltz	2	2	Paso Doble	3	2
Argentine Tango	2	2	Quickstep	4	3
Austrian Waltz	2	2	Ravensburger Waltz	2	2
Blues	3	3	Rhumba	4	3
Canasta Tango	3	2	Rhythm Blues	3	2
Cha Cha	3	2	Rocker Foxtrot	4	3
Cha Cha Congelado	2	2	Silver Samba	2	2
Dutch Waltz	3 (with key points) or 2 (no key points)	2	Starlight Waltz	2	2
European Waltz	2	2	Swing Dance	2	2
Fiesta Tango	3	2	Tango	2	2
Finnstep	2	2	Tango Romantica	2	2
Fourteenstep	4	3	Tea-Time Foxtrot	1	1
Foxtrot	4	3	Ten-Fox	3	2
Golden Waltz	2	2	Viennese Waltz	3	2
Hickory Hoedown	3	2	Westminster Waltz	2	2
Kilian	6	4	Willow Waltz	3 (with key points) or 2 (no key points)	2
Midnight Blues	2	2	Yankee Polka	2	2

- A. In the event that a couple does not execute the number of required sequences for the designated pattern dance:
  1. The pattern dance will be considered finished when the couple has completed its final pose, or the skaters leave the ice, or in the opinion of the referee, the skaters have completed the skating of the dance and the music is stopped.
  2. The missing sequences/sections will not be entered in the data calculations (for IJS events).
  3. Since there will be no data entered for calculation purposes, it will not be necessary for the technical panel to “call” the missing sections (in IJS events).
  4. Printed protocol will acknowledge only the sequences/sections skated (in IJS events).
  5. The judges are to reflect the missing sections in the component marks.
  6. This does not preclude rules 1400-1403.
- B. In a nonqualifying competition the referee may vary the number of sequences to meet current conditions, in which case the judges and all entrants will be informed before the warm-up of the first dance.
- C. When pattern dances are included in the final round, the referee will determine whether the number of sequences is to be the same as those specified for the initial round or increased by one or two sequences taking into account the number of dances and couples and whether the couples are to dance one at a time or in groups of two to four.

#### **8076 Side to Start**

The referee will announce in advance the side of the ice surface on which each pattern dance will start. If a couple begins to perform the first pattern on the incorrect side, the following actions are to be followed:

- A. The referee must signal the couple to stop. The couple must stop skating at the signal of the referee. The music must stop, and the judges and technical panel must cease their evaluations. The referee will instruct the couple of the direction in which to start the dance.
- B. The couple will be allowed to restart the entire dance, including the introduction, in the correct direction.
- C. If there were any calls by the technical panel during the first start of the pattern dance prior to the referee stopping the couple, the technical panel will have these calls removed from the computer. Any judges scores that were entered will have to be cleared out, too.
- D. If the referee does not signal the couple to stop, and they continue to perform the pattern dance on the incorrect side of the ice, the technical panel will call the pattern dance in the order as skated, without penalty with respect to the order of the patterns.

#### **8077 Introductory Steps**

- A. For pattern dances, when using ISU music, the introductory period may be up to eight measures with an unlimited number of steps.
  1. All pattern dances may be started with optional introductory steps/movements which must not exceed the introductory phrasing (eight measures) of the particular tune (unless otherwise specified).
  2. The judges must penalize couples exceeding an eight-measure introduction. The Finnstep is an exception to this rule due to the introductory phrasing of the ISU’s official Finnstep music, which is less than eight measures. The deduction for the introductory steps exceeding the introductory phrasing does not apply to this dance.
- B. For pattern dances, when using “skaters’ choice” music, the introductory and ending period is not restricted to eight measures; however, the overall skating time cannot exceed the maximum time listed on the “Skaters’ Choice Pattern Dance Timing Chart.”

**8078** On ice surfaces measuring less than 100 feet wide, an allowance of one-half of the difference in width (from 100 feet) shall be allotted to skaters with respect to midline crossings and the location of pattern re-starts when the location of such a re-start is specified in the dance diagram (e.g. the Quickstep). The referee shall inform the judges of this allowance prior to the start of the pattern dance segment, and the judges shall not deduct for midline crossings and re-starts that fall within that allowance. However, other types of pattern distortions (for set pattern dances) or pattern shifts are not acceptable and must be appropriately penalized by the judges.

**8079** The following special rules shall apply:

- A. When the Fourteenstep is competed (initial round or final round) using the IJS, the dance must be executed using one swing roll. Skaters taking dance tests must use one swing roll.
- B. When two or more couples skate the Fourteenstep as a group, the dance will be danced with two rolls along each side of the ice surface, i.e. 18 steps in all. Otherwise, only one roll along each side of the ice surface will be permitted, i.e. 14 steps.
- C. The pattern of the American Waltz, European Waltz and Tango have been standardized to the ISU pattern as shown in the diagrams. All three are described as optional pattern dances. However, when any of these dances are selected (initial round or final round) to be competed at a competition where the IJS is being used, the starting point of the dance must be as shown in the tests book. In competitions where the IJS is not used, these dances may be skated with optional starting points. Skaters taking any of these tests can also use an optional starting point.

**8080** In addition:

- A. In initial or final rounds of competitions consisting of pattern dances where more than one couple is skating the dance on the same surface at the same time, couples shall be penalized for serious interference with other couples in crossing the midline of the ice surface or through other fault.
- B. If two or more couples desire to start a given dance at substantially the same place on the ice surface, the couples shall start at least three measures of music apart in an order mutually agreed upon or, in the absence of mutual agreement, in an order designated by the referee.

### **8081 Selection and Posting of Pattern Dances**

- A. For novice, intermediate, juvenile, pre-juvenile and adult partnered dance events, the chair of the Dance Development and Technical Committee will announce the pattern dances for the upcoming competitive season [on usfigureskating.org](http://usfigureskating.org) no later than the spring Board of Directors meeting. For adult solo dance events, the chair of the Adult Skating Committee will announce the pattern dances for the upcoming competitive season [on usfigureskating.org](http://usfigureskating.org) no later than the spring Board of Directors meeting.
- B. Unless previously stated in the announcement for a nonqualifying competition, the referee shall make the selection of pattern dances utilizing a closed draw. This information shall be announced and posted at the first official practice session of the competition. The order in which the two pattern dances of a nonqualifying event will be skated shall be specified in the announcement.

### **8090 Rhythm Dance Description**

If these general requirements do not conform to ISU regulations, and as revised by ISU Communications, the ISU requirements prevail. U.S. Figure skating rules referenced do apply.

- A. The rhythm dance is a dance created by a couple to music with designated rhythms and/or themes. The dance must:
  - 1. Reflect the character of the music, the selected dance rhythm(s) and/or theme(s);
  - 2. Be translated to the ice by demonstrating technical skill with a variety of steps, turns (skating vocabulary) and movements executed precisely and completely along with balance and glide, flow, power and speed, and unison;
  - 3. Be delivered with unison, in harmony and spatial awareness;
  - 4. Fit the phrasing of the music.Couples must skate primarily to the rhythmic beat. The dance will contain required elements specified for each level. Elements should be integrated into the composition of the dance so the concept and choreography must produce the feeling of a unified dance.
- B. The music for the rhythm dance, including music for the specified pattern dance (if required), is to be provided by the couple. The music may be vocal and must be suitable for ice dance as a sport discipline. The music must have the following characteristics:
  - 1. The music must be selected in accordance with the designated rhythm(s) and/or theme(s), and with the specified tempo when applicable.
  - 2. Only dance music with an audible rhythmic beat may be used. The music may be without an audible rhythmic beat for up to 10 seconds at the beginning of the program.Rhythm dance music that does not adhere to these specifications will be penalized by deduction(s) (see rule 1071 (C) (2)).
- C. The pattern must proceed in a generally constant direction and must cross the long axis of the ice surface once at each end of the rink, within no more than 30 meters (short axis) of the barrier.
  - 1. In addition, the couple may also cross the long axis at the entry and/or exit to the Style B step sequence and at the entry to the pattern dance element.
  - 2. Loops in any direction are permitted provided they do not cross the long axis (except during the PSt).
- D. All dance steps, turns, rotations and changes of position are permitted, provided that they are appropriate to the designated rhythm(s) and the music chosen. Repetition of any steps, turns and movements is permitted. Difficult, original, varied and intricate footwork is required for both skaters.
- E. There are no restrictions on dance holds (or variation thereof). Skating in hand-in-hand with fully extended arms is permitted only if in the character of the rhythm chosen, but must not be used excessively.
- F. Partners must not separate except to change hold or to perform required elements requiring a separation. The distance between partners during such separations should not exceed two arms lengths. Change of hold and turns as transitional elements must not exceed the duration of one measure of music. Separations at the beginning and/or end of the program may be up to 10 seconds in duration without restrictions on the distance of the separation, unless otherwise specified.
- G. After the clock is started with the first movement, the couple must not remain in one place for more than 10 seconds at the beginning and/or end of the program. During the program, up to two full stops of up to five seconds each or up to one full stop of up to 10 seconds are permitted. A dance spin or choreographic spinning movement that does not travel will be considered as a stop.
- H. The program must be developed through skating skill and quality rather than through non-skating actions such as sliding on one knee or use of toe steps, which should be used only to reflect the character of the dance and underlining rhythm and nuances of the chosen music. Programs should be choreographed to all sides of the arena and not only focused to the judges' side.
- I. Touching the ice with the hand(s) is not permitted, unless otherwise allowed and published on the Members Only site.
- J. Kneeling or sliding on two knees and/or sitting on the ice is not allowed and will be considered a fall unless otherwise published on the Members Only site.

## **8091 Elements for Rhythm Dance**

The required elements for the rhythm dance will be selected each season from the following list of ice dance elements and will be published annually on [usfigureskating.org](http://usfigureskating.org). See Rule 8000 (A).

- A. Dance lift(s)
- B. Dance spins(s)
- C. Turn sequence(s)
- D. Step sequence(s)
- E. Pattern dance element(s)
- F. Choreographic element(s)

## **8095 Free Dance Description**

If these general requirements do not conform to ISU regulations, and as revised by ISU Communications, the ISU requirements prevail. U.S. Figure skating rules referenced do apply.

- A. A free dance is the skating by the couple of a creative dance program blending dance steps and movements expressing the character/rhythm(s) of the dance music chosen by the couple.
- B. The free dance must contain combinations of new or known dance steps and movements including required elements composed into a well-balanced, whole unit displaying excellent skating technique and the personal creativity of the couple in concept, arrangement and expression. The program, including required elements, must be skated in time and phase with the music. The couple should skate primarily in time to the rhythmic beat of the music and not to the melody alone.
- C. The choreography should clearly reflect the dance character, accents and nuances of the chosen dance music, demonstrating a close relationship between partners with obvious, distinct changes of mood and pace with variations in speed and tempo. The program must utilize the full ice surface.
- D. The free dance must not have the concept of a pair or show program.
- E. The music for free dance at all levels may be vocal, must be suitable for ice dance as a sport discipline and must have the following characteristics:
  - 1. An audible rhythmic beat and melody, or an audible rhythmic beat alone, but not melody alone. It may be without an audible rhythmic beat for up to 10 seconds at the beginning or at the end of the program and up to 10 seconds during the program.
  - 2. At least one obvious change of tempo/rhythm and expression. This change may be gradual or immediate. This requirement does not apply to intermediate, juvenile, pre-juvenile or adult levels.
  - 3. All music, including classical music, must be cut/edited, orchestrated or arranged in a way that it creates an interesting, colorful and entertaining dance program with different dance moods or a building effect.Free dance music that does not adhere to the requirements in rule 8095 (E) will be penalized by a deduction as outlined in rule 1071 (C)(2).
- F. All steps and turns are permitted. Deep edges and intricate footwork displaying skating skill, difficulty, variety and originality that constitute the distinct technical content of the dance must be included in the program and performed by both partners. In the interest of the public in the arena, programs should be choreographed to all sides of the arena and not only focused on the judges' side.
- G. All elements and movements are allowed provided that they are appropriate to the character of the music and the concept of a well-balanced program and in accordance with the definitions in the Dance Glossary (see rule 8100).
- H. The number of separations to execute transitional footwork or moves is not restricted. The distance between the partners should not exceed two arm lengths (except during choreographic character step sequence). The duration of each such separation, outside of the required elements requiring a separation, must not exceed five seconds. Separations at the beginning and/or end of the free dance may be up to 10 seconds in duration without restriction on the distance of the separation, unless otherwise allowed and published on the Members Only site.
- I. All changes of hold are allowed. Many and varied dance holds increase the difficulty of the program and therefore should be included. Skating face to face is considered to be more difficult than skating side by side, hand in hand, separately or one following the other.
- J. After the clock is started with the first movement, the couple must not remain in one place for more than 10 seconds. During the program, unlimited full stops with a maximum of five seconds each in duration are permitted.
- K. The program must be developed through skating quality rather than through non-skating actions such as sliding on one knee or use of toe steps which should be used only to reflect the character of the dance and underlining rhythm and nuances of the chosen music.
- L. Touching the ice with the hand(s) is not allowed except during the choreographic sliding movement and the choreographic character step sequence.
- M. Kneeling or sliding on two knees, or sitting on the ice is not allowed and will be considered a fall (except the choreographic sliding movement or unless otherwise announced on the Members Only site).

## **8096 Elements for the Free Dance**

All levels of free dance may consist of a maximum number of elements. The elements will be selected each season from the following list of ice dance elements and will be published annually on [usfigureskating.org](http://usfigureskating.org). See Rule 8000 (A).

- A. Dance lift(s)
- B. Dance spin(s)
- C. Step sequence(s)
- D. Turn sequence(s)
- E. Choreographic element(s)

## **8100 Dance Glossary**

NOTE: Notwithstanding reference to gender within these dance terms, pattern dance tests may be taken with a partner of the same gender.

### **8101 Axes**

- A. **Long Axis/Longitudinal Axis:** A straight line that divides the ice surface into two halves lengthwise (midline).
- B. **Short Axis:** A straight line that divides the ice surface into two halves crosswise.
- C. **Continuous Axis:** An imaginary line running around the ice surface that serves as the basis for the dance pattern. Usually in pattern dances and rhythm dance the continuous axis consists of two lines running parallel to the long axis of the ice surface, approximately halfway between long axis and the sides. These lines are joined at each end of the ice surface by a semi-circle. These semi-circles are flattened in some dances so that they run parallel to the ends of the ice surface. In circular dances, such as the Kilian, the continuous axis approximates a circle. The continuous axis of the Paso Doble is an oval.
- D. **Transverse Axis:** An imaginary line intersecting the continuous axis of a dance at right angles.

### **8102 Pattern**

The pattern of a dance is the design of the dance on the ice.

- A. **Set Pattern Dance:** A pattern dance for which the location, direction and curvature of all edges to be skated are designated in the diagram. This diagram must be followed as closely as possible.
- B. **Optional Pattern Dance:** A pattern dance for which the pattern may be altered by a couple provided that the original step sequences, positions and timing are maintained. Each repetition of the altered pattern must be executed in the same manner, and the restart must be commenced from the same place.
- C. **Lobe:** Any sequence of steps on one side of the continuous axis that is approximately semi-circular in shape.
- D. **Rim/Edge/Border Dance:** A dance with a step sequence that requires a shorter or longer distance than is available in one circuit of the rink. The second sequence, therefore, will not begin at the original starting point of the dance.

### **8103 Series of Steps**

- A. **Introductory Steps:** All pattern dances may be started with optional introductory steps. They must not exceed the introductory phrasing. This does not apply to pattern dance elements.
- B. **Start of Pattern Dance:** The first step of the pattern dance after the introductory steps.
- C. **Sequence:** The set order of the prescribed steps/turns that compose one pattern (sequence) of a pattern dance.
- D. **Step Sequence:** A series of prescribed or unprescribed steps, turns and movements in a rhythm dance or a free dance, step sequences are divided into types, groups and styles.
  - 1. There are the following types of step sequences which may be skated either in hold or not-touching.
    - a. **Step Sequence in Hold:** Must be skated in any dance holds or variations thereof (unless otherwise specified). Any separation to change a hold must not exceed one measure of music.
    - b. **Not Touching Step Sequence:** Must incorporate mirror and/or matching footwork. Both partners may cross each other's tracing(s) and may switch from matching footwork to mirror and vice versa (unless otherwise specified). The partners should remain as close together as possible, but they must not touch. The distance between the partners should generally not be more than two arms lengths apart, except for short distances when the partners are performing edges and turns in opposite directions.
  - 2. **Types of Step Sequences** are divided into groups:
    - a. **Group A: Straight Line Step Sequences**
      - i. **Diagonal:** Skated as fully corner to corner as possible
      - ii. **Midline:** Skated along the full length of the ice surface on the long axis or short axis
    - b. **Group B: Curved Step Sequences**
      - i. **Circular:** May be skated in clockwise or counterclockwise direction, utilizing the full width of the ice surface on the short axis of the rink.
      - ii. **Serpentine:** Commences in either direction (clockwise or counterclockwise) at the long axis at one end of the rink and progresses in three bold curves or in two bold curves (S-shaped) and ends at the long axis of the opposite end of the rink; the pattern utilizing the full width of the ice surface.
    - c. **Group C: Partial Step Sequences**
      - i. **Pattern Dance Type Step Sequence:** Performed on the ice surface anywhere or as prescribed.

3. **Style of Step Sequences:** Characteristics of levels of step sequences, organized as styles, are technical requirements with ongoing validity.

Any variation or combination of groups, or other groups of step sequences will be described and published on the Members Only site.

E. **Section:** A part of a sequence of a pattern dance.

F. **Pattern Dance Element:** A series of prescribed steps, turns and movements in a rhythm dance, consisting of a sequence of a pattern dance, a section of a pattern dance or a combination of steps/turns from a pattern dance.

## 8104 Steps

A. **Step:** The visible tracing on the ice that is executed on one foot. It may consist of an edge, change of edge, a turn on one foot such as a three-turn or counter, or a flat (which usually is not acceptable).

1. **Edge:** The visible tracing of a skate on one foot that is on one curve.

2. **Change of edge:** The visible tracing of a skate on one foot that changes from one curve and edge to a different curve and edge.

3. **Flat:** The visible double tracing of a skate on one foot that is straight.

B. **Open Stroke (opS):** A step started beside the skating foot and not crossed forward or behind.

C. **Cross Stroke (XS):** A forward or backward step started with the feet crossed so that the impetus or power is gained from the outside edge of the foot that is becoming the free foot. (Note: The legs cross above the knees.)

D. **Crossed Step In Front (XF):** A step in which the free foot is placed on the ice on the outer edge side of the skating foot with the free leg tightly crossed in front of the skating leg (note: the legs cross below the knees).

E. **Crossed Step Behind (XB):** A step in which the free foot is placed on the ice on the outer edge side of the skating foot with the free leg tightly crossed behind the skating leg (note: the legs cross below the knees).

F. **Chassé**

1. **Simple Chassé (Ch):** A series of two edges (usually outside, inside) in which, on the second edge, the free foot is placed on the ice beside the skating foot, but not ahead of or behind it, and the free foot is lifted with the blade parallel to the ice.

2. **Crossed Chassé (XCh):** The same as the simple chassé, except that on the second step, the free foot crosses the skating foot (crossing behind if the skater is skating forward, and crossing in front if the skater is skating backward).

3. **Slide Chassé (slCh):** The same as the simple chassé, except that on the second step, the free foot slides off the ice in front of the skating foot when the skater is skating forward and to the back if the skater is skating backward (e.g. lead partner's Step 32 of the Starlight Waltz).

G. **Progressive or Run or Crossover (Pr or Run):** A step or sequence of steps on the same lobe and in the same direction, in which the free foot, during the period of becoming the skating foot, strikes the ice beside and travels past the skating foot, thus bringing the new free foot off the ice trailing the new skating foot, and in such a manner that some impetus is gained from the edge of the foot which is becoming the free foot.

H. **Roll (R):** A short or long forward or backward edge.

1. **Swing Roll (SwR):** A roll held for several beats of music during which, when skating backward, the free leg lifts and then first swings forward, then backward past the skating foot, then back beside to skate the next step. When skating forward, the free leg first swings backward, then forward, and then back besides to skate the next step. The swing of the leg gives the sense of a rolling movement.

2. **Cross Roll (forward/backward) (CR):** A roll started with the action of the free foot approaching the skating foot from the side and passing continuously the skating foot on the ice to the next outside curve. At the same time, the body weight transfers from one outside curve to the new outside curve to create a "rolling movement". Following this movement, an outside edge is required.

I. **Slip Step:** A step skated in a straight line with the blades of both skates being held flat on the ice. The weight is over the skating leg, which may be well bent or straight, while the free foot slides forward on the ice to full extension.

J. **Toe Step:** A step where the skater steps from one toe to the other without jumping.

## 8105 Turns

A. **One Foot Turn**

1. **Three-Turn:** A turn executed on one foot from an outside edge to an inside edge or an inside edge to an outside edge, with the exit curve continuing on the same lobe as the entry curve. The skater turns in the direction of the curve.

2. **American Waltz Type Three-Turn:** A three-turn from an outside edge in which the free leg is extended and the toe and hip are well turned out and held over the tracing. The instep of the free foot is drawn close to the heel of the skating foot as the turn is made. After the turn onto an inside edge, the free foot is extended back of the tracing before being brought back beside the skating foot in time for the next step.

3. **European Waltz Type Three-Turn:** A three-turn which begins as in rule 8105 (A)(2). After the turn, the back inside edge is held for one beat before the weight is transferred to the free foot as it becomes the skating foot.

4. **Ravensburger Waltz Type Three-Turn:** An inside three-turn which begins as in 8105 (A)(2) with the free leg extended over the tracing and left behind during the turn, and swings through after its completion in front of the tracing, before being brought back beside the skating foot in time for the next step.

5. **Touchdown Three-Turn:** A three-turn in which the weight is almost immediately transferred to the free foot as it becomes the skating foot for the next step. The turn is made from a forward outside three to the backward outside edge of the opposite foot without full weight transfer, then the skater immediately steps forward onto the original foot (e.g. Steps 1 and 2 of the Austrian Waltz). Such a sequence may be skated with forward or backward, inside or outside three-turns. May be skated alone or as a couple side by side.
  6. **Walk-Around Three-Turns:** Three-turns turned by a couple at the same time around a common axis. The partners skate these turns in waltz hold (e.g. Step 31 in the Austrian Waltz) or offset in partial tango hold (e.g. Steps 1 to 5 in the Golden Waltz).
  7. **Bracket (Br):** A turn made on one foot from forward to backward (or backward to forward) from one edge of one character to an edge of another character, i.e. outside to inside or inside to outside, where the body rotation is counter to the natural direction of progress causing the cusp to print outward from the center of the lobe curvature. The edge before and after the turn is on the same lobe.
  8. **Rocker (Rk/Roc):** A turn made on one foot from a forward to backward (or backward to forward) edge maintaining the same character, i.e. inside to inside or outside to outside, where the body rotation is in the same direction as the natural progress causing the cusp to point toward the center of curvature of the first lobe. The edge before and after the turn is on different lobes having opposite directional curvature.
  9. **Counter (Ctr):** A turn made on one foot from a forward to backward (or backward to forward) edge maintaining the same character, i.e. inside to inside or outside to outside, where the body rotation is counter to the natural direction of progress causing the cusp to point outward from the center of curvature of the first lobe. The edge before and after the turn is on different lobes having opposite directional curvature.
  10. **Swing Rocker and Swing Counter (swRk/Roc/swCtr):** A rocker or counter in which the free leg is swung past the skating foot before the turn is executed, and after the turn, is either swung forward past the skating foot and held over the tracing or is held behind the skating foot in line with the tracing.
- B. **Two Foot Turn:** A rotational movement from one foot to the other foot in which the skater moves forward to backward or backward to forward.
1. **Mohawk (Mo):** A turn from one foot to the other in which the entry and exit curves are continuous and of equal depth. The change of foot is from an outside edge to an outside edge or from an inside edge to an inside edge.
    - a. **Open Mohawk (opMo):** A mohawk in which the heel of the free foot is placed on the ice at the inner side of the skating foot, the angle between the two feet being optional. Following the weight transfer, the immediate position of the new free foot is behind the heel of the new skating foot (e.g. the lead partner's Steps 8 and 9 and the follow partner's Steps 12 and 13 of the Fourteensstep).
    - b. **Closed Mohawk (clMo):** A mohawk in which the instep of the free foot is brought to the heel of the skating foot until the free foot is placed on the ice behind the heel of the skating foot. Following the weight transfer, the immediate position of the new free foot is in front of the new skating foot (e.g. Steps 11 and 12 of the Rocker Foxtrot).
    - c. **Swing Mohawk (swMo):** An open or closed mohawk in which the free leg swings forward closely past the skating leg, and then back to the skating foot to execute the turn (e.g. Steps 20 and 21 of the Tango).
  2. **Choctaw (Cho):** A turn from one foot to the other in which the curve of the exit edge is opposite to that of the entry edge. The change of foot is from outside edge to inside edge or inside edge to outside edge. Unless otherwise specified in the dance description, the free foot is placed on the ice close to the skating foot. The entry and exit edge are of equal depth.
    - a. **Open Choctaw (opCho):** A choctaw in which the free foot is placed on the ice on the inner side of the skating foot. Following the weight transfer the immediate position of the new free foot is behind the heel of the new skating foot.
    - b. **Closed Choctaw (clCho):** A choctaw in which the instep of the free foot is brought to the heel of the skating foot until the free foot is placed on the ice behind the heel of the skating foot. Following the weight transfer the immediate position of the new free foot is in front of the new skating foot (e.g. Steps 12 and 13 of the Blues).
    - c. **Swing Choctaw (swCho):** An open or closed choctaw in which the free leg swings forward closely past the skating leg and then back to the skating foot to execute the turn (e.g. Steps 5 and 6 [first part] of the Quickstep).
    - d. **Crossed Open Choctaw (XopCho):** A choctaw in which the outside of the free foot is held in front of and at right angles to the skating foot. The hip is open after the turn. It may be wide-stepped (e.g. Steps 11 and 12 of the Rhumba).
- C. **Twizzle (Twz):** A traveling turn on one foot with one or more rotations, which is quickly rotated with a continuous (uninterrupted) action. The weight remains on the skating foot with the free foot in any position during the turn, and then placed beside the skating foot to skate the next step. A series of checked three-turns is not acceptable, as this does not constitute a continuous action. If the traveling action stops during the execution, the twizzle becomes a solo spin (pirouette). The four different types of entry edges for twizzles are: (1) forward inside (FI); (2) forward outside (FO); (3) backward inside (BI); (4) backward outside (BO).
- D. **Twizzle-Like Motion:** While the body performs one full continuous rotation the skating foot technically executes less than a full turn followed by a step forward.

## E. Turn Sequences

1. Set of Twizzles
    - a. **Set of Synchronized Twizzles:** A series of two twizzles by each partner with up to three small steps between twizzles;
    - b. **Set of Sequential Twizzles:** A series of two twizzles by each partner with up to one step between twizzles.For both 1 and 2: Each twizzle must be at least one full rotation on one foot performed simultaneously (at the same time) by both partners.  
Any variation or combination of twizzles will be published on the Members Only site.
  2. **One Foot Turns Sequence:** Specified turns performed on one foot by each partner simultaneously, in hold or separately.
- F. **Solo Spin (Pirouette):** A spinning movement performed on one foot on the spot by one partner alone (without the assistance of the other partner) or by both partners simultaneously (around separate centers).
- G. **Cusp:** The V-shaped portion of the tracing which occurs at the mid-point of a turn skated on one foot.

## 8106 Dance Spins, Dance Lifts, Jumps and Dance Jumps, Movements and Choreographic Elements

### A. Dance Spin

1. **Dance Spin:** A spin skated by the couple together in any hold. To be performed on the spot around a common axis on one foot with or without change(s) of foot by one or both partners simultaneously.
2. **Basic Positions in Dance Spins:**
  - a. **Upright Position:** Performed on one foot with skating leg straight or slightly bent and upper body upright (on a nearly vertical axis), arched back or bent to the side.
  - b. **Sit Position:** Performed on one foot with skating leg bent in a one-legged crouch position and free leg forward, to the side or back.
  - c. **Camel Position:** Performed on one foot with skating leg straight or slightly bent and body bent forward and free leg extended or bent upward on a horizontal line or higher.Any variation or combination of dance spins will be published on the Members Only site.

### B. Leg and Foot Positions:

1. **Coupée:** The free foot is held up in contact with the skating leg from an open hip position so that the free foot is at a right angles to the leg of the skating foot;
2. **Passé:** The free foot is brought up to the side of the skating leg from a closed hip position so that the free foot is parallel to the leg of the skating foot;
3. **Attitude:** The free leg is bent, and brought up out and behind at a ninety degree angle to the leg of the skating foot.

### C. Dance Lift:

A movement in which one of the partners is elevated with active and/or passive assistance of the other partner to any permitted height sustained there and set down on the ice. Any rotations and positions and changes of such positions during the lift are permitted. Lifts should enhance the music chosen and express its character and should be performed in an elegant manner without obvious feats of strength and awkward and/or undignified actions and poses.

1. Types of dance lifts are classified as follows:
  - a. **Short Lifts:** The duration of the lift should not exceed seven seconds:
    - i. **Stationary Lift:** A lift that is executed on the spot (stationary location) by the lifting partner who may or may not be rotating.
    - ii. **Straight Line Lift:** A lift in which the lifting partner travels in a straight line in any position on one foot or two feet.
    - iii. **Curve Lift:** A lift in which the lifting partner travels on one curve (lobe) in any position on one foot or two feet.
    - iv. **Rotational Lift:** A lift in which the lifting partner rotates in one direction (clockwise or counterclockwise) while traveling across the ice.
  - b. **Combination Lifts:** The duration of the lift should not exceed 12 seconds: A lift combining:
    - i. Two rotational lifts in different directions;
    - ii. Two curve lifts on two different curves, forming a serpentine pattern
    - iii. Two different types of short lifts (see rule 8107 (B)(1))

Any variation or combination of dance lifts will be published on the Members Only site.

### D. Jumps and Dance Jumps:

1. **Dance Jump:** A jump of not more than one revolution.
2. **Jump Entry:** A jump of not more than one-and-a-half revolutions, performed by one partner as an entry to a required element unless otherwise specified.
3. **Jump Exit:** A jump of not more than one-and-a-half revolutions, performed by one partner as an exit from a required element unless otherwise specified.
4. **Hop:** A small jump without revolution.



## E. Types of Movements

1. **Crouch:** A two footed movement in which a skater travels along the ice with both legs bent at an angle.
2. **Ina Bauer:** A two-footed movement in which a skater travels along the ice with one foot on a forward edge/tracing and the other on a matching backward edge/tracing on a different but parallel tracing.
3. **Lunge:** A movement in which a skater travels along the ice with one leg bent and the other leg directed behind with the boot/blade touching the ice.
4. **Pivot:** A two-footed movement in which the toe picks of one foot are inserted into the ice by a skater as a central pivoting point while the other foot travels in a circular pattern around the pivot point.
5. **Shoot the Duck:** A one foot movement in which a skater travels along the ice with one leg in a strongly bent position and the other leg directed forward parallel to the ice.
6. **Spread Eagle:** A two-footed movement in which a skater travels along the ice with one foot on a forward edge/tracing and the other on a matching backward edge/tracing on the same tracing.

## F. Choreographic Element: A listed or unlisted movement or series of movement(s) as specified.

1. **Choreographic Lift:** Dance lift of minimum three seconds and up to 10 seconds performed in a junior or senior free dance after all of the other required dance lifts. The choreographic dance lift will be awarded a fixed based value and evaluated by the judges in GOE only.
2. **Choreographic Spinning Movement:** spinning movement performed anywhere in the program, during which both partners perform at least two continuous rotations in any hold, The following requirements apply:
  - a. On one foot or two feet or one partner being elevated for less than two rotations, or a combination of the three;
  - b. On a common axis which may be moving.
3. **Choreographic Assisted Jump Movement:** at least three assisted jump movements performed continuously in a row, performed anywhere in the program. The following requirements apply:
  - a. At least three in a row (same or different) performed continuously
  - b. Cannot rotate more than one rotation in each assisted jump movement by the assisting partner
  - c. Less than three seconds off the ice for assisted partner
  - d. No more than three steps in between each assisted jump movement
  - e. Either partner may do the assisted jump movement
4. **Choreographic Twizzling Movement:** twizzling movement performed after the required set of twizzles, composed of two parts. The following requirements apply:
  - a. For both parts: on one foot or two feet or a combination of both;
  - b. For the first part: at least two continuous rotations performed simultaneously and both partners must travel (cannot be on the spot);
  - c. For the second part: at least one of the partners has to perform at least two continuous rotations with up to three steps between the first and second twizzling movement, and one or both partners can be on the spot or traveling or a combination of both.
5. **Choreographic Sliding Movement:** performed anywhere in the program, during which both partners perform controlled sliding movements on the ice. The following requirements apply:
  - a. Sliding movement by both partners at the same time on any part of the body for at least two seconds. The start and end of the choreographic sliding movement do not have to be performed simultaneously.
  - b. May be in hold or not touching, or a combination of both, and may also rotate.
  - c. Sliding on two knees or any part of the body will not be considered as a fall/illegal element by the technical panel during this element.
  - d. Sliding movement which finishes as a stop on two knees or sitting/lying on the ice is identified as a choreographic sliding movement, and a deduction for fall/illegal element is applied.
  - e. Performing basic lunge movement by both partners at the same time will not be considered as a choreographic sliding movement.
6. **Choreographic Character Step Sequence:** performed anywhere in the program. The following requirements apply:
  - a. Any pattern from the following:
    - i. Diagonal, performed from corner to opposite corner;
    - ii. Long Axis, performed from barrier to opposite barrier, primarily along the long axis;
    - iii. Short Axis, performed from barrier to opposite barrier, primarily along the short axis;
    - iv. Circular, starting from the long barrier at the short axis, crossing the long axis on each side of the short axis, and completing the circle at the starting barrier;
  - b. The pattern must be different from the chosen pattern for the Style B step sequence (if applicable);
  - c. The requirement from barrier to barrier is fulfilled when at least one of the partners is not more than two meters from each barrier;
  - d. May be in hold or not touching;
  - e. Touching the ice with any part (or parts) of the body with controlled movements is permitted;
  - f. Touching the barrier at the start or finish of the choreographic character step sequence is permitted;
  - g. Distance between partners is permitted as a maximum of two arms lengths apart;
  - h. Retrogression is not permitted.

7. **Choreographic Hydroblading Movement:** performed anywhere in the program, during which both partners perform hydroblading movements. The following requirements apply:
  - a. A low movement with the upper body almost parallel to the ice. The core of the body must be clearly positioned away from the vertical axis. No other part of the body other than the boot of the free leg is allowed to touch the ice. If any other part of the body (other than the allowable boot/foot drag of the free leg) touches the ice, it may be considered a chorographic sliding movement;
  - b. Hydroblading movement by both partners at the same time for at least two seconds. The start and end of the choreographic hydroblading movement does not have to be performed simultaneously;
  - c. May be in hold or not touching.

## 8107 Dance Holds

### A. Hand-in-Hand Hold:

1. Facing in the same direction: The partners face in the same direction and are skating side by side or one behind the other with their arms extended and their hands clasped. A variation of this is the arm-in-arm side-by-side position.
2. Facing in the opposite direction: The partners usually face each other while one skates backward and the other skates forward with the arms extended to the side, but sometimes the position can be skated back to back (e.g. Cha Cha Congelado).

B. **Closed (or Waltz) Hold:** The partners are directly opposite each other. One partner faces forward while the other partner faces backward. The lead partner's right hand is placed firmly on the follow partner's back at the follow partner's shoulder blade with the elbow raised and the arm bent sufficiently to hold the follow partner close to the lead partner. The left hand of the follow partner is placed at/on the shoulder of the lead partner so that the follow partner's arm rests comfortably, elbow to elbow, on the lead partner's upper arm. The left arm of the lead partner and the right arm of the follow partner are extended comfortably at shoulder height. Their shoulders remain parallel.

### C. Foxtrot Hold:

1. **Open (or Foxtrot) Hold:** The hand and arm positions are similar to those of the closed or waltz hold. The partners simply turn slightly away from each other so that they both face in the same direction.
2. **Crossed Foxtrot Hold:** The partners are in the same position as above except that the lead partner's right arm passes behind the follow partner with the lead partner's right hand on the follow partner's right hip, and the follow partner's left arm passes behind the lead partner with the follow partner's left hand on the lead partner's left hip.

D. **Outside (or Tango) Hold (O.S.):** The partners face in opposite directions, one partner skating forward, the other partner skating backward. However, unlike the closed hold, the partners are offset with the lead partner to the right or left of the follow partner so that the front of the lead partner's hip is in line with the front of the follow partner's corresponding hip. Tight hip-to-hip position is undesirable since it impedes flow.

### E. Kilian Hold:

1. **Kilian Hold:** Partners face in the same direction, follow partner at right of lead partner, lead partner's right shoulder behind follow partner's left. Follow partner's left arm is extended in front across lead partner's body to lead partner's left hand, while lead partner's right arm is behind follow partner's back, both right hands clasped and resting at follow partner's waist over follow partner's hip bone.
2. **Reversed Kilian Hold:** Basic position same as Kilian position except that the follow partner is at the lead partner's left.
3. **Open Kilian Hold:** Basic position as in Kilian position. The lead partner's left hand holds the follow partner's left hand with the lead partner's right hand resting over the follow partner's left hip or behind the follow partner's back. The follow partner's right arm is extended. This hold may also be reversed.
4. **Crossed Kilian Hold:** Basic position as in Kilian position. Follow partner's left arm is extended in front across lead partner's body to lead partner's left hand, while lead partner's right arm is extended in front across follow partner's body, both right hands clasped and resting over follow partner's right hip bone. This crossed position may also be skated in reverse.
5. **High Kilian Hold:** A Kilian hold in which one part of the joined hands are elevated to slightly above shoulder height with the elbows slightly bent.

F. **Leading Hand:** The leading hand of the lead partner is the right hand except in the case of "reversed" hold when it is the left hand.

G. **Promenade:** A type of progressive skated in open hold by a couple on the same or opposite feet, derived from a similar forward walking movement in some ballroom dances.

H. **Partial Outside Hold (Part O.S.):** Similar to outside position except that the bodies of both partners are rotated toward each other so that the hips are not perpendicular to, but are at an angle to the tracing, and the partner skating backward is slightly ahead of the partner skating forward.

I. **Reversed Outside (or Reversed Tango) Hold (Rev. O.S.):** Partners skate hip to hip perpendicular to the tracing in opposite directions (as in normal outside position) with the lead partner to the left of the follow partner.

J. **Alternating Outside Hold (Alt. O.S.):** Partners alternate from outside position to reversed outside, or vice versa, during the same step.

- K. **Swing (sw):** An edge held for several beats of music during which the free foot moves past the skating foot before it is placed on the ice beside the skating foot. Unlike the swing roll, the edge is skated on the same lobe as the previous edge.
- L. **Scissors (Siz):** A step skated in a straight line with the blades of both skates held flat on the ice, the weight placed on the skating leg having a well-bent knee, and the free foot slid forward on the ice to full extension.
- M. **Wide Step (\*):** A wide step between two edges.

### 8108 Illegal Elements/Movements/Poses – Rhythm Dance and Free Dance

The following movements and/or poses are illegal in the rhythm dance, free dance and pattern dances, including the introductory and concluding steps, unless otherwise stated:

- A. Sitting on the partner's head;
- B. Standing on partner's shoulder;
- C. Lifted partner in an upside down split pose (with sustained angle between thighs more than 45 degrees)
- D. Lifting partner swinging the lifted partner around by holding the skate(s)/boot(s) or leg(s) only with fully extended arm(s);
- E. Lifting partner swinging the lifted partner around without the assistance of hand(s)/arm(s), and the lifted partner holding only with feet around the lifting partner's neck.
- F. Point of contact of the lifting hand(s)/arm(s) of the lifting partner with any part of the body of the lifted partner sustained with fully extended arm(s) higher than the lifting partner's head (the supporting arm may be sustained and fully extended above the head);
- G. Jumps of more than one revolution or jumps of one revolution except jump entry and/or jump exit;
- H. Lying on the ice.

A brief movement through poses A to F will be permitted if it is not established and sustained or if it is used only to change pose.

### 8110 Dance Music

#### 8111 Fundamentals of Music to Be Considered for Ice Dance

- A. **Beat:** A note defining the regular recurring divisions of a piece of music.
- B. **Tempo:** The speed of the music in beats or measures per minute.
- C. **Rhythm:** The regularly repeated pattern or accented and unaccented beats which give the music its character.
- D. **Measure (Bar):** A unit of music which is defined by the periodic recurrence of the accent. Such units are of equal number of beats.
- E. **Strong Beat:** The first beat of the measure or group of two measures supporting the skating count of the rhythm.
- F. **Weak Beat:** For rhythms with a skating count on two measures, the first beat of the second measure (examples: skating count 3 of the Quickstep; skating count 4 of the American Waltz).

#### 8112 Dance Music Interpretation

- A. **Music Interpretation:** A combination of correct timing in all its aspects as it pertains to ice dancing and the individual conception of expression which brings to life the character of the music.
- B. **Timing:** The proper relationship of the stroke and glide of the skate on the ice and other body movements to the correct beat(s) of the music. For test requirements, see rule 8072 (B).
- C. **Expression:** The quality of dancing which interprets the character of the music that designates the type of dance — waltz, tango, march, foxtrot, etc. For test requirements, see rule 8072 (C).

#### 8113 Relationship of Music to Dance Diagrams

- A. For the relationship of the music to the steps of the dances as shown on the diagrams, see DD 1.04

### 8200 Pattern Dance Test Requirements

#### 8210 Classification of Pattern Dance Tests

U.S. Figure Skating offers four separate tracks of pattern dance tests: follow partnered, lead partnered, follow solo and lead solo. Follow partnered and lead partnered pattern dance track tests are separate series of tests and are not related to each other. Solo pattern dance track tests (standard and adult (adult 21+ and adult 50+ passing averages)) are a separate series of tests and are not related to partnered pattern dance tests.

- A. Either partnered track (follow or lead) satisfies the pattern dance test requirements for partnered dance competition of senior down through pre-juvenile, per rule 8400, or partnered adult dance events per rules 8500-8600.
- B. The passing of a lower level solo pattern dance track test (standard or adult (adult 21+ and adult 50+ passing averages)) does not qualify the candidate to take the next higher level standard or adult (adult 21+ and adult 50+ passing averages) partnered pattern dance test.
- C. The solo pattern dance track tests do not meet the requirements for the partnered dance competition levels of senior down through pre-juvenile per rule 8400 or partnered adult dance events per rules 8500-8600; however, these tests do meet the requirements for solo dance events at nonqualifying competitions and adult solo dance events per rules 8620-8741.

- 8211** The standard categories of partnered pattern dance tests are divided into eight classes which must be taken in the following order, except as otherwise provided in rule 8217:

<b>Standard Partnered Pattern Dance Test</b>	<b>Prerequisite</b>
Preliminary partnered pattern dance	None
Standard pre-bronze partnered pattern dance	Complete standard preliminary partnered pattern dance test
Standard bronze partnered pattern dance	Complete standard pre-bronze partnered pattern dance test
Standard pre-silver partnered pattern dance	Complete standard bronze partnered pattern dance test
Standard silver partnered pattern dance	Complete standard pre-silver partnered pattern dance test
Standard pre-gold partnered pattern dance	Complete standard silver partnered pattern dance test
Standard gold partnered pattern dance	Complete standard pre-gold partnered pattern dance test
Standard international partnered pattern dance	Complete standard pre-gold partnered pattern dance test

To qualify for any standard pattern dance test, the candidate must have completed the relevant prerequisites shown in this rule 8211.

- 8212** The adult categories of partnered pattern dance tests are divided into eight classes which must be taken in the following order, except as otherwise provided in rule 8217:

<b>Adult Partnered Pattern Dance Test</b>	<b>Candidate</b>	<b>Prerequisite</b>
Preliminary partnered pattern dance	N/A	None
Adult pre-bronze partnered pattern dance	Adult 21+	Complete standard preliminary partnered pattern dance test
	Adult 50+	Complete standard preliminary partnered pattern dance test
Adult bronze partnered pattern dance	Adult 21+	Complete adult pre-bronze partnered pattern dance test (adult 21+ passing average) or complete standard pre-bronze partnered pattern dance test
	Adult 50+	Complete adult pre-bronze partnered pattern dance test (adult 21+ or adult 50+ passing average) or complete standard pre-bronze partnered pattern dance test
Adult pre-silver partnered pattern dance	Adult 21+	Complete adult bronze partnered pattern dance test (adult 21+ passing average) or complete standard bronze partnered pattern dance test
	Adult 50+	Complete adult bronze partnered pattern dance test (adult 21+ or adult 50+ passing average) or complete standard bronze partnered pattern dance test
Adult silver partnered pattern dance	Adult 21+	Complete adult pre-silver partnered pattern dance test (adult 21+ passing average) or complete standard pre-silver partnered pattern dance test
	Adult 50+	Complete adult pre-silver partnered pattern dance test (adult 21+ or adult 50+ passing average) or complete standard pre-silver partnered pattern dance test
Adult pre-gold partnered pattern dance	Adult 21+	Complete adult silver partnered pattern dance test (adult 21+ passing average) or complete standard silver partnered pattern dance test
	Adult 50+	Complete adult silver partnered pattern dance test (adult 21+ or adult 50+ passing average) or complete standard silver partnered pattern dance test
Adult gold partnered pattern dance	Adult 21+	Complete adult pre-gold partnered pattern dance test (adult 21+ passing average) or complete standard pre-gold partnered pattern dance test
	Adult 50+	Complete adult pre-gold partnered pattern dance test (adult 21+ or adult 50+ passing average) or complete standard pre-gold partnered pattern dance test
Adult international partnered pattern dance	Adult 21+	Complete adult pre-gold partnered pattern dance test (adult 21+ passing average) or complete standard pre-gold partnered pattern dance test
	Adult 50+	Complete adult pre-gold partnered pattern dance test (adult 21+ or adult 50+ passing average) or complete standard pre-gold partnered pattern dance test

- A. The passing of a lower level adult partnered pattern dance test as an adult 21+ candidate does not qualify the candidate to take the next higher level standard partnered pattern dance test. The passing of a lower level adult partnered pattern dance test as an adult 50+ candidate does not qualify the candidate to take the next higher level adult (adult 21+ passing average) or standard partnered pattern dance test.
- B. To qualify for any adult partnered pattern dance test as an adult 21+ candidate, the candidate must be 21 years of age or older and must have passed the preceding adult (adult 21+ passing average) or standard partnered pattern dance test. To qualify for an adult partnered pattern dance test as an adult 50+ candidate, the candidate must be 50 years of age or older and must have passed the preceding adult (adult 21+ or adult 50+ passing average) or standard partnered pattern dance test.
- C. A candidate who meets the age requirements in rule 8212 (B) who would like to take an adult partnered pattern dance test as an adult 50+ candidate must specify this when registering to take the test. If the candidate does not so specify, it will be assumed that the candidate is taking the test as an adult 21+ candidate, regardless of the candidate's age.

**8213** The Skate United categories of partnered pattern dance tests are divided into eight classes which must be taken in the following order, except as otherwise provided in rule 8217:

<b>Skate United Partnered Pattern Dance Test</b>	<b>Prerequisite</b>
Preliminary partnered pattern dance	None
Skate United pre-bronze partnered pattern dance	Complete Skate United or standard preliminary partnered pattern dance test
Skate United bronze partnered pattern dance	Complete Skate United or standard pre-bronze partnered pattern dance test
Skate United pre-silver partnered pattern dance	Complete Skate United or standard bronze partnered pattern dance test
Skate United silver partnered pattern dance	Complete Skate United or standard pre-silver partnered pattern dance test
Skate United pre-gold partnered pattern dance	Complete Skate United or standard silver partnered pattern dance test
Skate United gold partnered pattern dance	Complete Skate United or standard pre-gold partnered pattern dance test
Skate United international partnered pattern dance	Complete Skate United or standard pre-gold partnered pattern dance test

- A. The Skate United test track is for candidates who have physical disabilities, as defined by the Americans with Disabilities Act (ADA). Candidates must complete the prerequisites as shown in this rule 8213.
- B. Partnered pattern dance test equivalencies are allowed in one direction only from the standard track to the Skate United track, not from the Skate United track to the standard track. (Example: a skater who passes the standard bronze partnered pattern dance test is eligible to take the Skate United pre-silver partnered pattern dance test; however, a skater who passes the Skate United bronze partnered pattern dance test is not eligible to then take the standard pre-silver partnered pattern dance test.)
- C. Skate United candidates who need additional accommodations may also apply for a Skating Accommodations Memorandum as outlined in rule 4005.

**8214** The standard categories of solo pattern dance track tests are divided into eight classes which must be taken in the following order, except as otherwise provided in rule 8217:

<b>Standard Solo Pattern Dance Track Test</b>	<b>Prerequisite</b>
Preliminary solo pattern dance	None
Standard pre-bronze solo pattern dance	Complete standard preliminary partnered pattern dance test or complete standard preliminary solo pattern dance track test
Standard bronze solo pattern dance	Complete standard pre-bronze partnered pattern dance test or complete standard pre-bronze solo pattern dance track test
Standard pre-silver solo pattern dance	Complete standard bronze partnered pattern dance test or complete standard bronze solo pattern dance track test
Standard silver solo pattern dance	Complete standard pre-silver partnered pattern dance test or complete standard pre-silver solo pattern dance track test
Standard pre-gold solo pattern dance	Complete standard silver partnered pattern dance test or complete standard silver solo pattern dance track test
Standard gold solo pattern dance	Complete standard pre-gold partnered pattern dance test or complete standard pre-gold solo pattern dance track test

<b>Standard Solo Pattern Dance Track Test</b>	<b>Prerequisite</b>
Standard international solo pattern dance	Complete standard pre-gold partnered pattern dance test or complete standard pre-gold solo pattern dance track test

**8215** The adult categories of solo pattern dance track tests are divided into eight classes which must be taken in the following order, except as otherwise provided in rule 8217:

<b>Adult Solo Pattern Dance Track Test</b>	<b>Candidate</b>	<b>Prerequisite</b>
Preliminary solo pattern dance	N/A	None
Adult pre-bronze solo pattern dance	Adult 21+	Complete standard preliminary partnered pattern dance or solo pattern dance track test
	Adult 50+	Complete standard preliminary partnered pattern dance or solo pattern dance track test
Adult bronze solo pattern dance	Adult 21+	Complete pre-bronze partnered pattern dance or solo pattern dance track test (standard or adult 21+ passing average)
	Adult 50+	Complete pre-bronze partnered pattern dance or solo pattern dance track test (standard, adult 21+ or adult 50+ passing average)
Adult pre-silver solo pattern dance	Adult 21+	Complete bronze partnered pattern dance or solo pattern dance track test (standard or adult 21+ passing average)
	Adult 50+	Complete bronze partnered pattern dance or solo pattern dance track test (standard, adult 21+ or adult 50+ passing average)
Adult silver solo pattern dance	Adult 21+	Complete pre-silver partnered pattern dance or solo pattern dance track test (standard or adult 21+ passing average)
	Adult 50+	Complete pre-silver partnered pattern dance or solo pattern dance track test (standard, adult 21+ or adult 50+ passing average)
Adult pre-gold solo pattern dance	Adult 21+	Complete silver partnered pattern dance or solo pattern dance track test (standard or adult 21+ passing average)
	Adult 50+	Complete silver partnered pattern dance or solo pattern dance track test (standard, adult 21+ or adult 50+ passing average)
Adult gold solo pattern dance	Adult 21+	Complete pre-gold partnered pattern dance or solo pattern dance track test (standard or adult 21+ passing average)
	Adult 50+	Complete pre-gold partnered pattern dance or solo pattern dance track test (standard, adult 21+ or adult 50+ passing average)
Adult international solo pattern dance	Adult 21+	Complete pre-gold partnered pattern dance or solo pattern dance track test (standard or adult 21+ passing average)
	Adult 50+	Complete pre-gold partnered pattern dance or solo pattern dance track test (standard, adult 21+ or adult 50+ passing average)

- A. The passing of a lower level adult solo pattern dance track test as an adult 21+ candidate does not qualify the candidate to take the next higher level standard solo dance track test. The passing of a lower level adult solo pattern dance track test as an adult 50+ candidate does not qualify the candidate to take the next higher level adult (adult 21+ passing average) or standard solo pattern dance track test.
- B. To qualify for any adult solo pattern dance track test as an adult 21+ candidate, the candidate must be 21 years of age or older and must have passed the preceding adult (adult 21+ passing average) or standard partnered pattern dance or solo pattern dance track test. To qualify for any adult partnered pattern dance test as an adult 50+ candidate, the candidate must be 50 years of age or older and must have passed the preceding adult (adult 21+ or adult 50+ passing average) or standard partnered pattern dance or solo pattern dance track test.
- C. A candidate who meets the age requirements in rule 8215 (B) who would like to take an adult partnered pattern dance test as an adult 50+ candidate must specify this when registering to take the test. If the candidate does not so specify, it will be assumed that the candidate is taking the test as an adult 21+ candidate, regardless of the candidate's age.

**8216** The Skate United categories of solo pattern dance track tests are divided into eight classes which must be taken in the following order, except as otherwise provided in rule 8217:

Skate United Solo Pattern Dance Track Test	Prerequisite
Preliminary solo pattern dance	None
Skate United pre-bronze solo pattern dance	Complete Skate United or standard preliminary partnered pattern dance test or complete Skate United or standard preliminary solo pattern dance track test
Skate United bronze solo pattern dance	Complete Skate United or standard pre-bronze partnered pattern dance test or complete Skate United or standard pre-bronze solo pattern dance track test
Skate United pre-silver solo pattern dance	Complete Skate United or standard bronze partnered pattern dance test or complete Skate United or standard bronze solo pattern dance track test
Skate United silver solo pattern dance	Complete Skate United or standard pre-silver partnered pattern dance test or complete Skate United or standard pre-silver solo pattern dance track test
Skate United pre-gold solo pattern dance	Complete Skate United or standard silver partnered pattern dance test or complete Skate United or standard silver solo pattern dance track test
Skate United gold solo pattern dance	Complete Skate United or standard pre-gold partnered pattern dance test or complete Skate United or standard pre-gold solo pattern dance track test
Skate United international solo pattern dance	Complete Skate United or standard pre-gold partnered pattern dance test or complete Skate United or standard pre-gold solo pattern dance track test

- A. The Skate United test track is for candidates who have physical disabilities, as defined by the Americans with Disabilities Act (ADA), Candidates must complete the prerequisites as shown in this rule 8216.
- B. Solo pattern dance test equivalencies are allowed in one direction only from the standard track to the Skate United track, not from the Skate United track to the standard track. (Example: a skater who passes the standard bronze solo pattern dance test is eligible to take the Skate United pre-silver solo pattern dance test; however, a skater who passes the Skate United bronze solo pattern dance test is not eligible to then take the standard pre-silver solo pattern dance test.)
- C. Skate United candidates who need additional accommodations may also apply for a Skating Accommodations Memorandum as outlined in rule 4005.

**8217** Candidates may not take any dances in a higher test level until they have passed all of the dances in the preceding test level. See exceptions below.

- A. A candidate who completed the preliminary pattern dance test prior to Oct. 1, 1990, may bypass the Rhythm Blues but must take the Swing Dance again at the pre-bronze level.
- B. A candidate who completed the pre-bronze pattern dance test prior to Oct. 1, 1990, may bypass the Fiesta Tango but must take the Hickory Hoedown again at the bronze level.
- C. A candidate who completed the bronze pattern dance test prior to Oct. 1, 1990, may bypass the Hickory Hoedown and continue with the pre-silver pattern dance test.
- D. A candidate who passed at least one bronze pattern dance test prior to Oct. 1, 1989, is not required to take and pass the pre-bronze pattern dance test.
- E. A candidate who passed the pre-gold pattern dance test prior to Sept. 1, 2003, is not required to take and pass the Starlight Waltz.

**8218** All of the dances in a dance test need not be taken at the same test session. Those dances that are passed will be credited toward the completion of the test.

- A. To complete a follow partnered pattern dance test level, all tests within the level must be taken and passed as follow partnered pattern dance tests. To complete a lead partnered pattern dance test level, all tests within the level must be taken and passed as lead partnered pattern dance tests. Partnered pattern dance tests passed prior to July 1, 2023, may count toward the completion of the follow partnered pattern dance test or the lead partnered pattern dance test.
- B. To complete a follow solo pattern dance test level, all tests within the level must be taken and passed as follow solo pattern dance track tests. To complete a lead solo pattern dance test level, all tests within the level must be taken and passed as lead solo pattern dance track tests. Solos within a partnered pattern dance test (silver and above) do not count toward completion of solo pattern dance track tests. Solo pattern dance tests passed prior to July 1, 2023, may count toward the completion of the follow solo pattern dance test or the lead solo pattern dance test.

- C. Skaters may begin testing the opposite partnered pattern dance track tests (follow or lead) at the next level above their highest completed partnered pattern dance track, or they may start testing at the lowest level.
- D. Skaters wishing to switch from the partnered track to the solo track may begin testing the solo pattern dance track tests (follow or lead) at the next level above their highest completed partnered pattern dance track or they may start testing at the lowest level. Skaters may begin testing the opposite solo pattern dance track tests (follow or lead) at the next level above their highest completed solo or partnered pattern dance track, or they may start testing at the lowest level.

**8219 Adaptive Skating Pattern Dance Tests**

- A. An adaptive skating partnered pattern dance test may be given to any Special Olympics or adaptive skating athlete who is registered with a Special Olympics or adaptive skating program.
- B. Adaptive skating partnered pattern dance tests are a separate series of tests. The passing of a lower level adaptive skating partnered pattern dance test does not qualify the candidate to take the next higher level standard pattern dance test.
- C. Partnered pattern dance tests may be given to adaptive skating candidates at all levels specified in rule 8211.

**8220 General Requirements for Pattern Dance Tests**

**8221** Each candidate will select a partner where appropriate in accordance with the provisions of these rules, including the specific rules for each test. A different partner may, if the candidate so desires, be selected for each individual dance taken. Pattern dance tests may be taken with a partner of the same gender.

**8222** Partners for all pattern dance tests may be selected from dancers without regard to dance test accomplishments or eligibility status; however, in order to partner pattern dance tests during a sanctioned U.S. Figure Skating test session, one:

- A. Must be a registered member in good standing of U.S. Figure Skating;
- B. If 18 years of age or older and partnering a minor:
  1. Must submit the proper payment through the Members Only site, submit information for and successfully pass a U.S. Figure Skating background check; and
  2. Must complete the SafeSport™ Training course.

**8223** For all standard, adult 21+ and adult 50+ preliminary through gold partnered pattern dance tests, the couple must approach the judges and introduce themselves prior to beginning the test. For a virtual test, the candidate(s) must be clearly identified during the introduction at the beginning of the video.

**8224** Each candidate may provide their own music. Pattern dance music for all tests may be either vocal or orchestral and must conform with the rhythm and tempo specified in the description of the dance. For pattern dance tests, the introductory period may be up to eight measures of music with an unlimited number of steps provided they do not exceed the length of the introduction specified for each dance. The judge-in-charge will check the tempo of skater's choice music.

**8225** All international partnered pattern dance tests are judged as a couple, even if only one partner is a candidate for the test. The candidate(s) will "pass", "pass with honors", "pass with distinction", or be marked "retry" as a couple using one testing sheet. Each partner who is a candidate for the test must be paid and registered as a candidate for the test. A non-candidate partner will not be affected if a subsequent attempt of the same test with a different partner is marked with a different result than the previous attempt.

**8226 Required Solos on Partnered Pattern Dance Tests:**

- A. The preliminary, pre-bronze, bronze, pre-silver and international partnered pattern dance tests are danced with a partner only.
- B. The standard silver, standard pre-gold and standard gold partnered pattern dance tests will be danced first with a partner and then solo.
- C. All adult partnered pattern dance tests must be danced only with a partner.
- D. All adaptive skating tests must be danced only with a partner.
- E. For all partnered dance tests, legally blind or deaf dance candidates may apply for a waiver of the solo requirements. The candidate's home club must make such application to the chair of the Tests Committee.
- F. In all dances to be danced both with a partner and the required solo, the judge-in-charge may specify the side of the ice surface on which such dance will be started, both with a partner and solo.

**8227 Number of Sequences:** When taking a pattern dance test, the candidate will be required to dance the following number of sequences based on the Dance Diagrams. See Glossary.

- A. With a partner:
  1. Preliminary through silver dance tests: Two sequences of the Swing Dance (twice around the ice surface); Dutch Waltz, Canasta Tango, Rhythm Blues, Cha Cha, Fiesta Tango, Willow Waltz, Hickory Hoedown and Ten-Fox; European Waltz, American Waltz and Tango (once around the ice surface); Three sequences of all other dances (including the Fourteenstep);
  2. Pre-gold dance tests: Two sequences of the Paso Doble and Starlight Waltz, three sequences of the Blues, four sequences of the Kilian (twice around the ice surface);
  3. Gold and international dance tests: Three sequences of the Quickstep and Rhumba, one sequence of the Tea-Time Foxtrot, two sequences of all other dances.
- B. Solo (when required as part of standard partnered dance tests): Two sequences.



- C. Where the ice surface measures less than 197 feet in length, the ISU European Waltz and American Waltz patterns may be shortened by deleting Steps 4 to 9 in both dances, and for the pattern starting on the short axis for the European Waltz, Steps 13 to 18, and for the American Waltz, Steps 11 to 16, respectively, may be deleted; thus, only one semicircular lobe is danced toward the longitudinal axis of the ice surface. In such instance, four sequences must be danced with a partner and, when required, three sequences must be danced solo.
- D. For pattern dance tests of the European Waltz and the American Waltz only, the skater may begin the dance on the short axis of the rink. For both the European Waltz and the American Waltz, the first step of the dance for both partners is Step 6 as diagrammed for IJS (see dance diagrams).
- E. Solo pattern dance track tests require the same number of sequences as paragraphs (A), (C) and (D) in this rule 8227.

**8230 Marking of Pattern Dance Tests**

- 8231** Preliminary partnered pattern dance tests and preliminary solo pattern dance tests will receive a “pass,” “pass with honors” or “retry” for the entire test. Pattern dance tests taken as an adaptive skating candidate will receive a “pass” or “retry” only. For all other levels of pattern dance tests (partnered and solo) marks will be awarded on a scale ranging from -3 to +3, in whole number increments, with “0” equal to passing average for test level expectation. Three marks must be awarded for pattern dance tests (except for preliminary partnered and preliminary solo pattern dance tests, for which only one mark is awarded for the entire test). The first mark is for “technique,” the second mark is for “timing,” and the third mark is for “expression.”
- 8232** The following must be observed during the skating of pattern dances:
- A. Technique: See rule 8072 (A);
  - B. Timing: See rule 8072 (B);
  - C. Expression: See rule 8072 (C).
- 8233** The purpose for the required solo at the silver level is to check the candidate’s knowledge of the steps and ability to keep time with the music. For the required solo at the pre-gold and gold levels, the judges must note, in addition to those aspects of the silver solo, the ability of the candidate to dance with such assurance as to give evidence of the dance expression and the ability to keep an approximate pattern. For the required solo at the gold level, the candidate must demonstrate the same degree of skill when skating solo as with a partner.
- 8234** For adult pattern dance tests taken by adult 21+ candidates, the candidate should show the same level of achievement in expression, carriage, unison, knowledge of the steps, correct edges, timing, rhythm and musical interpretation as expected from the standard candidate. A clear understanding of the correct pattern should be demonstrated, although a pattern that is slightly smaller than the one expected at the standard level is acceptable. Flow, speed, depth of edge, extension and quality of turns should be at least equivalent to that of a standard candidate at one test level below.
- 8235** For adult pattern dance tests taken as adult 50+ candidates, knowledge of steps and basic timing must equal that required of standard candidates for the level being tested. Although a large pattern is not required, the shape of the lobes and their relation to each other should be approximately correct. Expression must at least meet the standard for the level below. Strong development of extension, carriage, unison, flow/speed and depth of edge will not be demanded. However, basic balance, form and skating skills must be adequate to achieve comfortable performance of the required steps and partner positions at every level.
- 8236** For Skate United pattern dance tests, the candidate’s knowledge of steps and basic timing must equal that required of standard candidates for the level being tested. Although a large pattern is not required, the shape of the lobes and their relation to each other should be approximately correct. Expression must at least meet the standard for the level below. Strong development of extension, carriage, unison, flow/speed and depth of edge will not be demanded. However, basic balance, form and skating skills must be adequate to achieve comfortable performance of the required steps and partner positions at every level.
- 8237** For all pattern dance tests except the preliminary partnered pattern dance tests, the preliminary solo pattern dance tests, and pattern dance tests taken as an adaptive skating candidate, the following information is listed:
- A. Pass total: The total points which must be obtained for the test from an individual judge in order to obtain a “pass” from that judge.
  - B. Honors total: The total points which must be obtained for the test from an individual judge in order to obtain a “pass with honors” from that judge.
  - C. Distinction total: The total points which must be obtained for the test from an individual judge in order to obtain a “pass with distinction” from that judge.
- 8238** In order to pass a pattern dance test, a candidate must have received a “pass total” or a “pass” for the entire test from a majority of the judges. In the case where there is no majority test result among the panel, the second highest result among the panel is awarded (i.e. if results are “pass,” “pass with honors,” and “pass with distinction,” the skater is awarded “pass with honors”).
- 8239** For all standard, adult 21+, and adult 50+ preliminary through gold partnered pattern dance tests, the candidate(s) will be judged individually, even when both partners are candidates. If both partners are candidates for the test, the partnered portion of the dance need only be skated once (one judging panel may judge both candidates). Each candidate will receive a separate testing sheet with scores and comments specific for that partner. If the dance requires a solo, each candidate will skate their respective solo one after the other immediately following the partnered dance.

## 8240 Adaptive Skating Partnered Pattern Dance Tests

Adaptive skating partnered pattern dance tests are to be judged on a “pass” or “retry” basis.

- A. To pass a pattern dance test as an adaptive skating candidate, a candidate should achieve a comfortable level of performance with the new concepts introduced at each level.
- B. Any pattern dance may be reskated at the request of the judge-in-charge and should follow rule 8241 (C).

## 8241 Reskating a Pattern Dance Test

- A. At the completion of any test and before any other test is conducted, a reskate may be requested. If a majority of the panel requests a reskate, the judge-in-charge will direct the skater accordingly. If the judges do not agree on what is to be reskated, the judge-in-charge will decide. A reskate of a partnered pattern dance may be one or two sequences either with the same or another partner or of the required solo. A reskate of a solo track pattern dance may be one or two sequences. A brief rest and warm up are permitted before the reskate is performed.
- B. A reskate may only be requested if warranted in order to mark a test as “pass”, not as “pass with honors” or “pass with distinction.”
- C. The judge-in-charge will direct the reskate as follows:
  1. Appoint the same or another partner without regard to test or eligibility status but subject to the provisions of rule 4507 in the case of a partnered pattern dance test;
  2. Specify whether one or two sequences of the dance will be performed;
  3. Indicate the location of the start of the reskate;
  4. Determine the appropriate period of rest; and
  5. Inform the skater of these details.

## 8250 Dances, Test Expectations and Pass Totals for Pattern Dance Tests

For judging panel requirements for pattern dance tests, see rule 4535.

### 8251 Preliminary Pattern Dance Test: Partnered and Solo

**DANCES:** Dutch Waltz, Canasta Tango, Rhythm Blues

**Test expectations:** The purpose of this test is to encourage beginning dancers to learn the fundamentals of dancing. No great degree of technical ability, expression, carriage, unison or flow is expected. The candidate must show knowledge of the steps, fairly good edges, ability to keep time with the music and some evidence of good form. Unison does not apply to the solo dance track test. For adaptive skating candidates, see rule 8240.

**Pass/pass with honors/retry:** The test is marked on a “pass,” “pass with honors” or “retry” basis only, and individual marks will not be awarded. The “pass,” “pass with honors,” or “retry” will be arrived at by consideration of the composite of each division (technique, timing and expression) in relation to the whole.

### 8252 Pre-Bronze Pattern Dance Test: Partnered and Solo

**DANCES:** Swing Dance, Cha Cha, Fiesta Tango

**Test expectations:** The candidate must demonstrate knowledge of the steps and correct timing of the dance. Attention should be given to depth of edges and proper curvature of lobes, although complete accuracy is not expected. The dance should be skated with some degree of expression. Unison does not apply to the solo dance track test. For adult 21+ and adult 50+ candidates, see rules 8234 and 8235. For Skate United candidates, see rule 8236. For adaptive skating candidates, see rule 8240.

**Pass total:** 0 to 3 points

**Honors total:** 4 to 6 points

**Distinction total:** 7 to 9 points

### 8253 Bronze Pattern Dance Test: Partnered and Solo

**DANCES:** Hickory Hoedown, Willow Waltz, Ten-Fox

**Test expectations:** The fundamentals of dancing must be demonstrated but need not necessarily be mastered. Correct steps and turns, accurate basic timing, good edges and flow on at least the easy parts of the dances, erect carriage and a reasonably well placed pattern are required. Little expression, some difficulty with the hard parts of the dances and little attention to the details of unison are expected. Unison does not apply to the solo dance track test. For adult 21+ and adult 50+ candidates, see rules 8234 and 8235. For Skate United candidates, see rule 8236. For adaptive skating candidates, see rule 8240.

**Pass total:** 0 to 3 points

**Honors total:** 4 to 6 points

**Distinction total:** 7 to 9 points

### 8254 Pre-Silver Pattern Dance Test: Partnered and Solo

**DANCES:** Fourteenstep, European Waltz, Foxtrot

**Test expectations:** The candidate must dance the correct steps and turns on strong edges, in good form, in good rhythm and with some degree of expression and partner unison. It is not expected that all details will be done well, but no consistent major errors should be evident. Unison does not apply to the solo dance track test. For adult 21+ and adult 50+ candidates, see rules 8234 and 8235. For Skate United candidates, see rule 8236. For adaptive skating candidates, see rule 8240.

**Pass total:** 0 to 3 points

**Honors total:** 4 to 6 points

**Distinction total:** 7 to 9 points

**8255 Silver Pattern Dance Test: Partnered and Solo****DANCES:** American Waltz, Tango, Rocker Foxtrot

**Test expectations:** The candidate must give a performance that is generally good. Strong, true edges, good rhythm, smooth turns, correct carriage and effortless flow are expected. Musical interpretation and unison should be moderately good. In the required solo (not required in the adult 21+ test or adult 50+ test), the candidate must demonstrate knowledge of the steps and ability to keep time with the music. Unison does not apply to the solo dance track test. For adult 21+ and adult 50+ candidates, see rules 8234 and 8235. For Skate United candidates, see rule 8236. For adaptive skating candidates, see rule 8240.

**Pass total:** 0 to 3 points**Honors total:** 4 to 6 points**Distinction total:** 7 to 9 points**8256 Pre-Gold Pattern Dance Test: Partnered and Solo****DANCES:** Kilian, Blues, Paso Doble, Starlight Waltz

**Test expectations:** The candidate must give a performance that is generally very good. Basic timing must be nearly faultless, body motions well timed, flow, unison and musical interpretation very good. No major errors and no consistent error of any kind should be evidenced, but occasional faults may be expected. In the required solo (not required in the adult 21+ test or adult 50+ test), the candidate must not only demonstrate knowledge of the steps and ability to keep time to the music, but also an ability to dance with such assurance as to give evidence of the dance expression and the ability to keep to an approximate pattern. Unison does not apply to the solo dance track test. For adult 21+ and adult 50+ candidates, see rules 8234 and 8235. For Skate United candidates, see rule 8236. For adaptive skating candidates, see rule 8240.

**Pass total:** 0 to 3 points**Honors total:** 4 to 6 points**Distinction total:** 7 to 9 points**8257 Gold Pattern Dance Test: Partnered and Solo****DANCES:** Viennese Waltz, Westminster Waltz, Quickstep, Argentine Tango

**Test expectations:** The candidate must give a performance that is excellent in all respects. Absolute perfection is not expected; however, only a very limited amount of error will be acceptable. In the required solo (not required in the adult 21+ test or adult 50+ test), the candidate must demonstrate the same degree of skill when skating solo as with a partner. Unison does not apply to the solo dance track test. For adult 21+ and adult 50+ candidates, see rules 8234 and 8235. For Skate United candidates, see rule 8236. For adaptive skating candidates, see rule 8240.

**Pass total:** 0 to 3 points**Honors total:** 4 to 6 points**Distinction total:** 7 to 9 points**8258 International Pattern Dance Test: Partnered and Solo****DANCES:** Austrian Waltz, Cha Cha Congelado, Finnstep, Golden Waltz, Midnight Blues, Ravensburger Waltz, Rhumba, Silver Samba, Tango Romantica, Tea-Time Foxtrot, Yankee Polka

**Test expectations:** The candidate must give a superior performance displaying accurate timing, appropriate style and expression, excellent unison and precise technique. While absolute perfection is not required, the candidate will be expected to give a performance of very high quality, and only a limited amount of error will be acceptable. Unison does not apply to the solo dance track test. For adult 21+ and adult 50+ candidates, see rules 8234 and 8235. For Skate United candidates, see rule 8236. For adaptive skating candidates, see rule 8240.

**Pass total:** 0 to 3 points**Honors total:** 4 to 6 points**Distinction total:** 7 to 9 points**8300 Free Dance Test Requirements****8310 Classification of Partnered Free Dance Tests****8311** The standard partnered free dance tests are divided into five classes:

Standard Partnered Free Dance Test	Prerequisite
Standard <u>bronze</u> partnered free dance	Complete standard preliminary partnered pattern dance test
Standard <u>pre-silver</u> partnered free dance	Complete bronze partnered pattern dance test (standard or adult 21+)
Standard <u>silver</u> partnered free dance	Complete pre-silver partnered pattern dance test (standard or adult 21+)
Standard <u>pre-gold</u> partnered free dance	Complete silver partnered pattern dance test (standard or adult 21+)
Standard <u>gold</u> partnered free dance	Complete gold partnered pattern dance test (standard or adult 21+)

A. A lower level free dance test is not a prerequisite for a higher level free dance test.

B. Any partnered free dance test may be taken only after the candidate has completed the required partnered pattern dance tests as listed in the prerequisite column above. No free dance test is a prerequisite to any pattern dance test.

C. A candidate who completed the preliminary partnered free dance test and no higher prior to Sept. 2, 2000, may bypass the standard bronze partnered free dance test and continue with the standard pre-silver partnered free dance test.

**8312** The adult partnered free dance tests are divided into four classes each:

<b>Adult Partnered Free Dance Test</b>	<b>Candidate</b>	<b>Prerequisite</b>
Adult pre-bronze partnered free dance	N/A	Complete standard preliminary partnered pattern dance test
Adult bronze partnered free dance	Adult 21+	One standard or adult bronze partnered pattern dance (adult 21+ passing average)
	Adult 50+	One standard or adult bronze partnered pattern dance (adult 21+ or adult 50+ passing average)
Adult silver partnered free dance	Adult 21+	One standard or adult pre-silver partnered pattern dance (adult 21+ passing average)
	Adult 50+	One standard or adult pre-silver partnered pattern dance (adult 21+ or adult 50+ passing average)
Adult gold partnered free dance	Adult 21+	One standard or adult pre-gold partnered pattern dance (adult 21+ passing average)
	Adult 50+	One standard or adult pre-gold partnered pattern dance (adult 21+ or adult 50+ passing average)

- A. A lower level free dance test is not a prerequisite for a higher level free dance test.
- B. To qualify for any adult partnered free dance test as an adult 21+ candidate, the candidate must be 21 years of age or older and must have passed the required prerequisites shown above. To qualify for any adult partnered free dance test as an adult 50+ candidate, the candidate must be 50 years of age or older and must have passed the required prerequisites shown above.
- C. A candidate who meets the age requirements in rule 8312 (B) who would like to take an adult partnered free dance test as an adult 50+ candidate must specify this when registering to take the test. If the candidate does not so specify, it will be assumed that the candidate is taking the test as an adult 21+ candidate, regardless of the candidate's age.

**8313** The Skate United partnered free dance tests are divided into five classes:

<b>Skate United Partnered Free Dance Test</b>	<b>Prerequisite</b>
Skate United <u>bronze</u> partnered free dance	Complete Skate United or standard preliminary partnered pattern dance test
Skate United <u>pre-silver</u> partnered free dance	Complete bronze partnered pattern dance test (Skate United, standard or adult 21+)
Skate United <u>silver</u> partnered free dance	Complete pre-silver partnered pattern dance test (Skate United, standard or adult 21+)
Skate United <u>pre-gold</u> partnered free dance	Complete silver partnered pattern dance test (Skate United, standard or adult 21+)
Skate United <u>gold</u> partnered free dance	Complete gold partnered pattern dance test (Skate United, standard or adult 21+)

- A. The Skate United test track is for candidates who have physical disabilities, as defined by the Americans with Disabilities Act (ADA).
- B. A lower level free dance test is not a prerequisite for a higher level free dance test.
- C. Partnered free dance test equivalencies are allowed in one direction only from the standard track to the Skate United track, not from the Skate United track to the standard track. (Example: a skater who passes the standard bronze partnered free dance test is eligible to take the Skate United pre-silver partnered free dance test; however, a skater who passes the Skate United bronze partnered free dance test is not eligible to then take the standard pre-silver partnered free dance test.)
- D. Any Skate United partnered free dance test may be taken only after the candidate has completed the required partnered pattern dance tests as listed in the prerequisite column above. No free dance test is a prerequisite to any pattern dance test.
- E. Skate United candidates who need additional accommodations may also apply for a Skating Accommodations Memorandum as outlined in rule 4005.

**8320 General Requirements for Partnered Free Dance Tests**

**8321** For partnered free dance testing, a couple must be composed of a leading partner and a following partner.

**8322** Partners for free dance tests may be selected from dancers without regard to dance test accomplishments or eligibility status; however, in order to partner free dance tests during a sanctioned U.S. Figure Skating test session, one:

- A. Must be a registered member in good standing of U.S. Figure Skating;
- B. If 18 years of age or older and partnering a minor:
  1. Must submit the proper payment through the Members Only site, submit information for and successfully pass a U.S. Figure Skating background check; and
  2. Must complete the SafeSport™ Training course.

- 8323** In the event of a substantive change to any free dance requirement(s) by the ISU or U.S. Figure Skating, the chair of the Dance Development and Technical Committee will revise the affected free dance test(s) to include such change(s) as soon as practical. The chair will notify the chairs of the Judges, Rules and Tests Committees, and U.S. Figure Skating will post the change on the Members Only site, notify club test chairs and ensure test forms are modified accordingly.
- 8324** See rule 8095 (E) for music requirements for partnered free dance tests.
- 8330 Marking of Partnered Free Dance Tests**
- 8331** Adult (adult 21+ and adult 50+ passing averages) pre-bronze partnered free dance tests are marked “pass,” “pass with honors” or retry only for the entire test. For all other partnered free dance tests, marks will be awarded on a scale ranging from -3 to +3, in whole number increments, with “0” equal to passing average for test level expectation. Three marks must be awarded for partnered free dance tests. The first mark is for “elements,” the second mark is for “skating,” and the third mark is for “program.”
- 8332** The following must be observed during the skating of partnered free dance tests:
- Elements: see rules 8101-8107.
  - Skating: see rule 8922 (C)(1)(c)
  - Program: see rule 8922 (C)(1)(a-b)
- 8333** Test expectations for adult 50+ and Skate United candidates:
- For adult bronze through gold partnered free dance tests taken by adult 50+ candidates, the candidate should show the same level of achievement in expression as expected from the adult partnered free dance at one test level below. Strong development of extension, carriage, flow/speed and depth of edge will not be demanded. However, basic balance, form and skating skills must be adequate to achieve comfortable performance of the steps and elements at every level.
  - For Skate United partnered free dance tests, the candidate should show the same level of achievement in expression as expected from the standard partnered free dance at one test level below. Strong development of extension, carriage, flow/speed and depth of edge will not be demanded. However, basic balance, form and skating skills must be adequate to achieve comfortable performance of the steps and elements at every level.
- 8334** All free dance tests are governed by the following: Conduct of Ice Dance Events (rule 8010), Free Dance Description (rule 8095) and the Dance Glossary (8100).
- 8335 Mandatory Deductions:**
- If the couple fails to finish a free dance test program within the maximum time duration allowed under rules 8350-8354 and 8412-8452 (except for the adult pre-bronze free dance test), a penalty of one point (-1) is deducted from the total for up to every 10 seconds in excess. (See rule 4513.)
  - Illegal elements/movements: (see rule 8108), a penalty of one point (-1) is deducted from the total for each occurrence.
- 8336** For all free dance tests except the adult pre-bronze free dance test, the following information is listed:
- Pass total: The total points which must be obtained for the test from an individual judge in order to obtain a “pass” from that judge.
  - Honors total: The total points which must be obtained for the test from an individual judge in order to obtain a “pass with honors” from that judge.
  - Distinction total: The total points which must be obtained for the test from an individual judge in order to obtain a “pass with distinction” from that judge.
- 8337** In order to pass a partnered free dance test, the candidate(s) must have received a “pass total” or a “pass” for the entire test from a majority of the judges. In the case where there is no majority test result among the panel, the second highest result among the panel is awarded (i.e. if results are “pass,” “pass with honors,” and “pass with distinction,” the candidate(s) are awarded “pass with honors”).
- 8338** All partnered free dance tests will be danced as a couple and will “pass,” “pass with honors,” “pass with distinction,” or be marked “retry” as a couple (except for the adult (adult 21+ and adult 50+ passing averages) pre-bronze partnered free dance test, which will “pass” or be marked “retry” as a couple). A partner in such tests who has previously received a “pass,” “pass with honors” or “pass with distinction” will not be affected if a subsequent attempt of the same test with a different partner is marked with a different result.
- 8339 Reskating Any Element of a Partnered Free Dance Test:**
- At the completion of any test and before any other test is conducted, the judge-in-charge must ask the other two judges individually if they wish to see any element reskated before the judges turn in their judging sheets. Should the judges wish a reskate, they must indicate to the judge-in-charge what they wish reskated. This must be done privately without conference. If a majority of the panel requests a reskate, the judge-in-charge will direct the couple to reskate the agreed-upon element(s). If the judges do not agree on which element(s) to reskate, the judge-in-charge will decide. A brief rest and warm-up period is permitted before the reskate is performed.
  - A reskate may only be requested if warranted in order to mark a test as “pass”, not as “pass with honors” or “pass with distinction.”
  - After a free dance test, two different elements may be reskated, if necessary.
  - Upon a request for a reskate, the couple may choose to complete any element that fulfills the stated requirement.
  - A couple that omitted or substituted for a required element in the test may use one of their reskates to fulfill the stated requirement.

**8340 Test Expectations and Pass Totals for Standard Partnered Free Dance Tests**

For judging panel requirements for free dance tests, see rule 4535.

**8341 Standard and Skate United Bronze Partnered Free Dance Test**

**Test expectations:** The purpose of this test is to encourage beginning dancers to learn the fundamentals of free dance. General requirements outlined for the preliminary pattern dance test apply equally to the standard bronze free dance test. The program presented must conform to the rules for free dance. The program should display fairly good edges and some evidence of good form. See the Free Dance Test Requirements Chart on the Members Only site for element requirements and program duration. For Skate United candidates, see rule 8333 (B).

**Pass total:** 0 to 3 points

**Honors total:** 4 to 6 points

**Distinction total:** 7 to 9 points

**8342 Standard and Skate United Pre-Silver Partnered Free Dance Test**

**Test expectations:** General requirements outlined for the bronze pattern dance test apply equally to the standard pre-silver free dance test. The program presented must conform to the rules for free dance. The program should display moderately good edges and moderately good form. See the Free Dance Test Requirements Chart on the Members Only site for element requirements and program duration. For Skate United candidates, see rule 8333 (B).

**Pass total:** 0 to 3 points

**Honors total:** 4 to 6 points

**Distinction total:** 7 to 9 points

**8343 Standard and Skate United Silver Partnered Free Dance Test**

**Test expectations:** General requirements outlined for the pre-silver pattern dance test apply equally to the silver free dance test. The program presented must conform to the rules for free dance. While technically a basic program demonstrating fundamental dance moves, it should have good edges and flow, good timing, some expression and display good form and unison. A refined presentation is not expected. See the Free Dance Test Requirements Chart on the Members Only site for element requirements and program duration. For Skate United candidates, see rule 8333 (B).

**Pass total:** 0 to 3 points

**Honors total:** 4 to 6 points

**Distinction total:** 7 to 9 points

**8344 Standard and Skate United Pre-Gold Partnered Free Dance Test**

**Test expectations:** General requirements outlined for the silver pattern dance test apply equally to the pre-gold free dance test. The program presented must conform to the rules set forth for free dance. It must be moderately difficult, contain a good variety of movements, and be well composed and well placed on the ice surface. See the Free Dance Test Requirements Chart on the Members Only site for element requirements and program duration. For Skate United candidates, see rule 8333 (B).

**Pass total:** 0 to 3 points

**Honors total:** 4 to 6 points

**Distinction total:** 7 to 9 points

**8345 Standard and Skate United Gold Partnered Free Dance Test**

**Test expectations:** General requirements outlined for the gold pattern dance test apply equally to the gold free dance test. The program presented must conform to the rules set forth for free dance. It must be difficult, varied and display originality. Choreography, expression and utilization of space must be excellent. See the Free Dance Test Requirements Chart on the Members Only site for element requirements and program duration. For Skate United candidates, see rule 8333 (B).

**Pass total:** 0 to 3 points

**Honors total:** 4 to 6 points

**Distinction total:** 7 to 9 points

### 8350 **Test Expectations, Required Elements and Pass Totals for Adult Partnered Free Dance Tests**

For judging panel requirements for free dance tests, see rule 4535.

### 8351 **Adult Pre-Bronze Partnered Free Dance Tests**

**Test expectations:** The adult pre-bronze free dance tests serve as an introduction to the fundamentals of free dance. The free dance should incorporate a variety of holds, steps and turns from the preliminary and pre-bronze pattern dance tests. Original dance holds and maneuvers are permitted. General requirements outlined for the preliminary pattern dance test apply to the adult pre-bronze free dance tests. The couple must demonstrate a basic knowledge of the following two required elements:

**Spin:** One dance spin (hold and position optional) with a minimum of two revolutions. Either one or both partners may be on two feet.

**Step Sequence:** One step sequence in dance hold chosen from circular, midline or diagonal and covering at least one-half of the ice surface. The step sequence should include a variety of steps and turns and must include three-turns and mohawks executed by both partners.

Extra elements may be added without penalty.

Two different elements may be reskated, if necessary (see rule 8339).

**Duration:** Not to exceed 1:40. Vocals permitted.

**Pass/pass with honors/retry:** The entire test will be marked on a “pass,” “pass with honors” or “retry” basis only, and individual marks will not be awarded. The “pass,” “pass with honors” or “retry” will be arrived at by consideration of the composite of each element in relation to the whole.

**Judging panel required:** Three bronze or higher rank dance test judges; or one silver or higher rank dance test judge.

### 8352 **Adult Bronze Partnered Free Dance Tests**

**Test expectations:** The candidate should show the same level of achievement in expression, carriage, unison, correct edges, timing, rhythm and musical interpretation as expected from the standard bronze pattern dance test. Flow, speed, depth of edge, extension and quality of turns should be at least equivalent to that expected from the standard pre-bronze pattern dance test. The program presented must conform to the rules for free dance. The free dance should incorporate a variety of holds, steps and turns from the pre-bronze and bronze pattern dance tests. Very basic unison and dance timing will be expected. Original dance holds and maneuvers are permitted. For adult 50+ candidates, see rule 8333 (A). The couple must demonstrate fair knowledge of the following three required elements:

**Spin:** One dance spin (hold and position optional) with a minimum of two revolutions on one foot by each partner simultaneously.

**Step Sequence:** One step sequence in dance hold chosen from circular, midline or diagonal and covering at least three-quarters of the ice surface. The step sequence should include a variety of steps and turns and must include three-turns and mohawks executed by both partners.

**One additional required element** chosen from the following two types:

1. **Lift:** One short lift (not to exceed seven seconds) from the following: stationary lift, straight line lift, curve lift or rotational lift. Combination lifts (not to exceed 12 seconds) are not allowed.
2. **Synchronized Twizzles:** Either synchronized twizzles or a series of synchronized twizzles, minimum one revolution by both partners simultaneously.

Extra elements may be added without penalty.

Two different elements may be reskated, if necessary (see rule 8339).

**Duration:** Not to exceed 2:00. Vocals permitted.

**Pass total:** 0 to 3 points

**Honors total:** 4 to 6 points

**Distinction total:** 7 to 9 points

### 8353 Adult Silver Partnered Free Dance Tests

**Test expectations:** The candidate should show the same level of achievement in expression, carriage, unison, correct edges, timing, rhythm and musical interpretation as expected from the standard silver pattern dance test. Flow, speed, depth of edge, extension and quality of turns should be at least equivalent to that expected from the standard pre-silver pattern dance test. The program presented must conform to the rules for free dance. The free dance should incorporate a variety of holds, steps and turns from the pre-silver and silver pattern dance tests. Original dance holds and maneuvers are encouraged. While demonstrating fundamentals of basic ice dance, it should have fair to good edges and flow, good timing, some dance expression and display moderately good form and unison. A refined presentation is not expected. For adult 50+ candidates, see rule 8333 (A). The couple must demonstrate fair to good knowledge of the following four required elements:

**Spin:** One dance spin selected from the following types:

1. **Spin:** Minimum two revolutions on one foot by each partner;
2. **Spin Combination:** Minimum two revolutions on one foot by each partner for each part of the spin. There is allowed up to one-half rotation on two feet while changing to the other foot simultaneously by each partner.

**Step Sequence:** One step sequence in dance hold chosen from circular, midline or diagonal and fully utilizing the ice surface. The step sequence should include a variety of steps and turns and must include three-turns and mohawks executed by both partners.

**Synchronized Twizzles:** Either synchronized twizzles or a series of synchronized twizzles, minimum one revolution by both partners simultaneously for each twizzle.

**One additional required element** chosen from the following three types:

1. **Lift:** One short lift (not to exceed seven seconds), but no more, from the following: stationary lift, straight line lift, curve lift or rotational lift. Combination lifts (not to exceed 12 seconds) are not allowed.
2. **Spin:** One additional dance spin, different type from the first performed, i.e. if the first was a spin combination, the second must not change feet or vice versa.
3. **Synchronized Twizzles:** Either synchronized twizzles or a series of synchronized twizzles, minimum one revolution by both partners simultaneously for each twizzle. Must differ either in the number or direction of rotations and/or in the entry edge from the required twizzle element performed.

Extra elements may be added without penalty.

Two different elements may be reskated, if necessary (see rule 8339).

**Duration:** Not to exceed 2:40. Vocal music permitted.

**Pass total:** 0 to 3 points

**Honors total:** 4 to 6 points

**Distinction total:** 7 to 9 points

### 8354 Adult Gold Partnered Free Dance Tests

**Test expectations:** The candidate should show the same level of achievement in expression, carriage, unison, correct edges, timing, rhythm and musical interpretation as expected from the standard gold pattern dance test. Flow, speed, depth of edge, extension and quality of turns should be at least equivalent to that expected from the standard pre-gold pattern dance test. The program presented must conform to the rules for free dance. It must show difficulty with a variety of holds, steps and turns from the pre-gold and gold pattern dances executed with some sophistication and confidence. Original dance holds and maneuvers are encouraged. Good dance timing, expression and unison should be demonstrated. Full utilization of the ice is expected. For adult 50+ candidates, see rule 8333 (A). The couple must demonstrate good to excellent knowledge of the following required elements:

**Lifts:** Either one combination lift or two different types of short lifts. The combination lift (not to exceed 12 seconds) can be chosen from any combination lift. The list of short lifts (not to exceed seven seconds each) are stationary lift, straight line lift, curve lift or rotational lift.

**Spin:** One dance spin selected from the following types:

1. **Spin:** Minimum three revolutions on one foot by each partner.
2. **Spin Combination:** Minimum three revolutions on one foot by each partner for each part of the spin. There is allowed up to one-half rotation on two feet while changing to the other foot simultaneously by each partner.

**Step Sequence:** One step sequence in dance hold chosen from circular, midline or diagonal and fully utilizing the ice surface. The step sequence should include a variety of steps and turns and must include three-turns, mohawks and brackets executed by both partners;

**Synchronized Twizzles:** Either synchronized twizzles or a series of synchronized twizzles, minimum one revolution by both partners simultaneously for each twizzle.

Extra elements may be added without penalty.

Two different elements may be reskated, if necessary (see rule 8339).

**Duration:** Not to exceed 3:10. Vocal music permitted.

**Pass total:** 0 to 3 points

**Honors total:** 4 to 6 points

**Distinction total:** 7 to 9 points



**8360 Classification of Solo Free Dance Tests****8361** The standard solo free dance tests are divided into five classes:

<b>Standard Solo Free Dance Test</b>	<b>Prerequisite</b>
Standard <u>bronze</u>	<u>One</u> standard preliminary pattern dance (partnered or solo)
Standard <u>pre-silver</u>	<u>One</u> standard bronze pattern dance (partnered or solo)
Standard <u>silver</u>	<u>One</u> standard pre-silver pattern dance (partnered or solo)
Standard <u>pre-gold</u>	<u>One</u> standard silver pattern dance (partnered or solo)
Standard <u>gold</u>	<u>One</u> standard <u>pre-gold</u> pattern dance (partnered or solo)

A. Any standard solo free dance test may be taken only after the candidate has completed the corresponding level required prerequisites as shown above. No solo free dance test is a prerequisite to any pattern dance test. A solo free dance test may not serve as a prerequisite for any partnered free dance test.

B. Solo free dance tests may not serve as a test requirement for any partnered competition events.

**8362** The adult solo free dance tests are divided into five classes:

<b>Adult Solo Free Dance Test</b>	<b>Candidate</b>	<b>Prerequisite</b>
Adult juvenile	Adult 21+	<u>One</u> standard preliminary pattern dance (partnered or solo)
	Adult 50+	<u>One</u> standard preliminary pattern dance (partnered or solo)
Adult intermediate	Adult 21+	<u>One</u> bronze pattern dance (partnered or solo; standard or adult 21+)
	Adult 50+	<u>One</u> bronze pattern dance (partnered or solo; standard, adult 21+ or adult 50+ <u>passing average</u> )
Adult novice	Adult 21+	<u>One</u> pre-silver pattern dance (partnered or solo; standard or adult 21+ <u>passing average</u> )
	Adult 50+	<u>One</u> pre-silver pattern dance (partnered or solo; standard, adult 21+ or adult 50+ <u>passing average</u> )
Adult junior	Adult 21+	<u>One</u> silver pattern dance (partnered or solo; standard or adult 21+ <u>passing average</u> )
	Adult 50+	<u>One</u> silver pattern dance (partnered or solo; standard, adult 21+ or adult 50+ <u>passing average</u> )
Adult senior	Adult 21+	<u>One</u> pre-gold pattern dance (partnered or solo; standard or adult 21+ <u>passing average</u> )
	Adult 50+	<u>One</u> pre-gold pattern dance (partnered or solo; standard, adult 21+ or adult 50+ <u>passing average</u> )

A. The passing of a lower level adult solo free dance test as an adult 21+ candidate does not qualify the candidate to take the next higher level standard solo free dance test. The passing of a lower level adult solo free dance test as an adult 50+ candidate does not qualify the candidate to take the next higher level adult (adult 21+ passing average) or standard solo free dance test.

B. To qualify for any adult solo free dance test as an adult 21+ candidate, the candidate must be 21 years of age or older and must have passed the preceding adult (adult 21+ passing average) or standard prerequisite test listed above. To qualify for any adult solo free dance test as an adult 50+ candidate, the candidate must be 50 years of age or older and must have passed the preceding adult (adult 21+ or adult 50+ passing average) or standard prerequisite test listed above. No solo free dance test is a prerequisite to any pattern dance test. A solo free dance test may not serve as a prerequisite for any partnered free dance test.

C. A candidate who meets the age requirements in rule 8362 (B) who would like to take an adult partnered free dance test as an adult 50+ candidate must specify this when registering to take the test. If the candidate does not so specify, it will be assumed that the candidate is taking the test as an adult 21+ candidate, regardless of the candidate's age.

D. Solo free dance tests may not serve as a test requirement for any partnered competition events.

**8363** The Skate United solo free dance tests are divided into five classes:

<b>Skate United Solo Free Dance Test</b>	<b>Prerequisite</b>
Skate United <u>bronze</u>	One Skate United or standard preliminary pattern dance test (partnered or solo)
Skate United <u>pre-silver</u>	One Skate United or standard bronze pattern dance test (partnered or solo)
Skate United <u>silver</u>	One Skate United or standard pre-silver pattern dance test (partnered or solo)
Skate United <u>pre-gold</u>	One Skate United or standard silver pattern dance test (partnered or solo)
Skate United <u>gold</u>	One Skate United or standard pre-gold pattern dance test (partnered or solo)

A. The Skate United test track is for candidates who have physical disabilities, as defined by the Americans with Disabilities Act (ADA).

- B. Solo free dance test equivalencies are allowed in one direction only from the standard track to the Skate United track, not from the Skate United track to the standard track. (Example: a skater who passes the standard silver solo free dance test is eligible to take the Skate United pre-gold solo free dance test; however, a skater who passes the Skate United silver solo free dance test may not then take the standard pre-gold solo free dance test.)
- C. Any Skate United solo free dance test may be taken only after the candidate has completed the corresponding level required prerequisites as shown above. No Skate United solo free dance test is a prerequisite to any pattern dance test. A Skate United solo free dance test may not serve as a prerequisite for any partnered free dance test.
- D. Skate United solo free dance tests may not serve as a test requirement for any partnered competition events.
- E. Skate United candidates who need additional accommodations may also apply for a Skating Accommodations Memorandum as outlined in rule 4005.

**8364 General Requirements for Solo Free Dance Tests**

- 8365** A solo free dance is the skating of a creative dance program blending dance steps and movements expressing the character/ rhythm(s) of the dance music chosen by the skater.
- 8366** The solo free dance must contain combinations of new or known dance steps and movements including required elements composed into a well-balanced, whole unit displaying excellent skating technique and the personal creativity of the skater in concept, arrangement and expression.
- 8367** The choreography should clearly reflect the dance character, accents and nuances of the chosen dance music, distinct changes of mood and pace with variations in speed and tempo. The program must utilize the full ice surface.
- 8368** The time must be reckoned from the moment when the skater begins to move or skate until arriving at a complete stop.
- 8369** Music for the solo free dance may be vocal and must have an audible rhythmic beat and melody, or audible rhythmic beat alone, but not melody alone. The music may, however, be without an audible rhythmic beat for the beginning 10 seconds of the program. A program that displays a change in tempo and a well-balanced use of melody, rhythmic beat and musical accents and not melody alone is considered to be of a higher quality because it shows a greater variety of dancing skills. The skater should skate primarily in time to the rhythmic beat and not to the melody alone. Skating out of time or out of phase with the music must be penalized. The music must be suitable for the skater's skating skills.
- 8370** All steps and turns are permitted. Deep edges and intricate footwork displaying skating skill, difficulty, variety and originality that constitute the distinct technical content of the dance must be included in the program and performed by the skater.
- 8371** All elements and movements are allowed, provided that they are appropriate to the character of the music and are not otherwise prohibited within these rules.
- 8372** Full stops, with a maximum duration of five seconds, in which the skater remains stationary on the ice while performing body movements, twisting, posing and the like are allowed.
- 8373** The program must be developed through skating quality rather than through non-skating actions such as sliding on one knee or use of toe steps, which should be used only to reflect the character of the dance and underlining rhythm and nuances of the chosen music. Touching the ice with the hand(s) is not allowed. Kneeling or sliding on two knees, or sitting on the ice is not allowed, and it will be considered a fall. Lying on the ice is also not permitted.
- 8374** Jumps of more than one-half revolution, two or more consecutive half-revolution jumps, and split jumps where the legs are spread more than 45 degrees are not permitted.

**8375 Definitions and Descriptions**

**A. Description of Edge Elements:**

1. **Short Edge Elements:** A short edge element is a movement where the skater must hold a continuous sustained edge (one lobe) in any selected position. A short edge element must be held for at least three seconds but not more than seven seconds. Turns are not permitted except on the entry or exit of the element. The primary focus is on the quality of edge, and the secondary focus is on the position attained. Some examples include but are not limited to:
  - a. One foot glide in attitude position
  - b. Shoot the duck
  - c. Spirals in varied positions
  - d. Crouch with one leg extended
  - e. Spiral with full split while holding boot
  - f. Spread eagle
  - g. Ina Bauer
  - h. Hydroblade movements
2. **Combination Edge Element:** A combination edge element consists of two short edge elements performed consecutively that progress on two separate curves to form a serpentine-like (S-shaped) pattern. The short edge on each lobe must be held in position for at least three seconds, but a combination edge element may not exceed 12 seconds. A change of position is not required for each portion of the combination edge element. A turn of no more than one-half revolution is allowed between each short edge element. A change of foot is permitted between each short edge element. A turn on the entry or exit is permitted. The primary focus is on the quality of edge for each part, and the secondary focus is on the positions attained.

- B. Definition of Solo Dance Spin and Solo Dance Combination Spin:** A solo dance spin is on one foot only. It must have a minimum of three revolutions and may include any number of changes of position. A solo dance combination spin must have a change of foot with a minimum of three revolutions on each foot, and may contain any number of positions on either foot. This element should relate to the music and enhance the overall program. No flying entries are permitted on any dance spin.
- C. Definition of Step Sequence:** A step sequence in a solo free dance must fully utilize and should include a variety of steps and turns. Jumps of more than one-half rotation, stops, dance spins, pirouettes, pattern retrogressions and loops must not be included.
- D. Definition of Twizzle Series:** At least two twizzles executed in succession with up to three steps between twizzles.
- E. Definition of Choreographic Character Step Sequence:** Performed anywhere in the program, a step sequence that must be placed around the short axis and proceed from barrier to barrier. The choreographic character step sequence must begin with the skater coming to a full stop near the barrier on either side of the rink near the red line. A stop is not required to show the ending of the element. The pattern of the choreographic character step sequence may vary from the short axis up to 10 meters on either side of the short axis.
- F. Definition of Choreographic Sliding Movement:** Performed anywhere in the program, during which the skater performs a controlled sliding movement on the ice. The following requirements apply:
  1. Continuous controlled sliding movement on any part of the body.
  2. May rotate and there is no time restriction.
  3. Controlled sliding on two knees or any part of the body will not be considered as a fall/illegal element during this element.
  4. A sliding movement which finishes as a stop on two knees or sitting/lying on the ice is identified as a Choreographic Sliding Movement, and a deduction for fall/illegal element is applied.

**8380 Marking of Solo Free Dance Tests**

**8381** Marks will be awarded on a scale ranging from -3 to +3, in whole number increments, with “0” equal to passing average for test level expectation. Three marks must be awarded for solo free dance tests. The first mark is for “elements,” the second mark is for “skating,” and the third mark is for “program.”

**8382** The following must be observed during the skating of solo free dance tests:

- A. Elements: see rule 8375
- B. Skating: see rule 8922 (C)(1)(c) (criteria, solo-specific only)
- C. Program: see rule 8922 (C)(1)(a-b) (criteria, solo-specific only)

**8383** For adult 21+ solo free dance tests, the candidate should show the same level of achievement in expression, carriage, correct edges and musical interpretation as expected from the standard candidate. Flow, speed, depth of edge, extension and quality of turns should be at least equivalent to that of a standard candidate at one test level below.

**8384** For adult 50+ solo free dance tests, expression must be at least equivalent to that of a standard candidate at one test level below. Strong development of extension, carriage, flow/speed and depth of edge will not be demanded; however, basic balance, form and skating skills must be adequate to achieve comfortable performance of the steps and elements at every level.

**8385** For Skate United solo free dance tests, expression must be at least equivalent to that of a standard candidate at one test level below. Strong development of extension, carriage, flow/speed and depth of edge will not be demanded; however, basic balance, form and skating skills must be adequate to achieve comfortable performance of the steps and elements at every level.

**8386 Mandatory Deductions:**

If the skater fails to finish a solo free dance test program within the maximum time duration allowed under rule section 8390, a penalty of one point (-1) is deducted from the total for up to every 10 seconds in excess. (See rule 4513.)

**8387** For all solo free dance tests, the following information is listed:

- A. Pass total: The total points which must be obtained for the test from an individual judge in order to obtain a “pass” from that judge.
- B. Honors total: The total points which must be obtained for the test from an individual judge in order to obtain a “pass with honors” from that judge.
- C. Distinction total: The total points which must be obtained for the test from an individual judge in order to obtain a “pass with distinction” from that judge.

**8388** In order to pass a solo free dance test, a candidate must have received a “pass total” or a “pass” for the entire test from a majority of the judges. In the case where there is no majority test result among the panel, the second highest result among the panel is awarded (i.e. if results are “pass,” “pass with honors,” and “pass with distinction,” the skater is awarded “pass with honors”).

**8389 Reskating Any Element of a Solo Free Dance Test**

- A. At the completion of any test and before any other test is conducted, the judge-in-charge must ask the other two judges individually if they wish to see any element reskated before the judges turn in their judging sheets. Should the judges wish a reskate, they must indicate to the judge-in-charge what they wish reskated. This must be done privately without conference. If a majority of the panel requests a reskate, the judge-in-charge will direct the skater to reskate the agreed-upon element(s). If the judges do not agree on which element(s) to reskate, the judge-in-charge will decide. A brief rest

and warm-up period is permitted before the reskate is performed.

- B. A reskate may only be requested if warranted in order to mark a test as “pass”, not as “pass with honors” or “pass with distinction.”
- C. After a solo free dance test, two different elements may be reskated, if necessary.
- D. Upon a request for a reskate, the skater may choose to complete any element that fulfills the stated requirement.
- E. A skater who omitted or substituted for a required element in the test may use one of the reskates to fulfill the stated requirement.

### **8390 Test Expectations, Required Elements and Pass Totals for Solo Free Dance Tests**

For judging panel requirements for free dance tests, see rule 4535.

### **8391 Standard and Skate United Solo Free Dance Tests**

#### **A. Standard and Skate United Bronze Solo Free Dance Test**

**Test expectations:** The purpose of this test is to encourage beginning dancers to learn the fundamentals of free dance. General requirements outlined for the preliminary pattern dance test apply equally to the bronze solo free dance test. The program presented must conform to the rules for solo free dance. The program should display fairly good edges and some evidence of good form. See the Solo Free Dance Test Requirements Chart on the Members Only site for element requirements and program duration. For Skate United candidates, see rule 8385.

**Duration:** 1:30 +/- 10 seconds to music of the skater’s choice

**Pass total:** 0 to 3 points

**Honors total:** 4 to 6 points

**Distinction total:** 7 to 9 points

#### **B. Standard and Skate United Pre-Silver Solo Free Dance Test**

**Test expectations:** General requirements outlined for the bronze pattern dance test apply equally to the pre-silver solo free dance test. The program presented must conform to the rules for solo free dance. The program should display moderately good edges and moderately good form. See the Solo Free Dance Test Requirements Chart on the Members Only site for element requirements and program duration. For Skate United candidates, see rule 8385.

**Duration:** 1:50 +/- 10 seconds to music of the skater’s choice

**Pass total:** 0 to 3 points

**Honors total:** 4 to 6 points

**Distinction total:** 7 to 9 points

#### **C. Standard and Skate United Silver Solo Free Dance Test**

**Test expectations:** General requirements outlined for the pre-silver pattern dance test apply equally to the silver solo free dance test. The program presented must conform to the rules for solo free dance. While technically a basic program demonstrating fundamental dance moves, it should have good edges and flow, good timing, some expression and display good form. A refined presentation is not expected but can be rewarded and reflected in the judges’ program mark. See the Solo Free Dance Test Requirements Chart on the Members Only site for element requirements and program duration. For Skate United candidates, see rule 8385.

**Duration:** 2:20 +/- 10 seconds to music of the skater’s choice

**Pass total:** 0 to 3 points

**Honors total:** 4 to 6 points

**Distinction total:** 7 to 9 points

#### **D. Standard and Skate United Pre-Gold Solo Free Dance Test**

**Test expectations:** General requirements outlined for the silver pattern dance test apply equally to the pre-gold solo free dance test. The candidate must give a performance that is generally good. Strong, true edges, good rhythm, smooth turns, correct carriage and effortless flow are expected. Musical interpretation should be moderately good. The program presented must conform to the rules for solo free dance. It must be moderately difficult, contain a good variety of movements, and be well composed and well placed on the ice surface. See the Solo Free Dance Test Requirements Chart on the Members Only site for element requirements and program duration. For Skate United candidates, see rule 8385. **Duration:** 3:00 +/- 10 seconds to music of the skater’s choice

**Pass total:** 0 to 3 points

**Honors total:** 4 to 6 points

**Distinction total:** 7 to 9 points

E. **Standard and Skate United Gold Solo Free Dance Test**

**Test expectations:** General requirements outlined for the gold pattern dance test apply equally to the gold solo free dance test. The candidate must give a performance that is excellent in all respects. Absolute perfection is not expected; however, only a very limited amount of error will be acceptable. The program presented must conform to the rules for solo free dance. It must be difficult, varied and display originality. Choreography, expression and utilization of space must be excellent. See the Solo Free Dance Test Requirements Chart on the Members Only site for element requirements and program duration. For Skate United candidates, see rule 8385.

**Duration:** 3:10 +/- 10 seconds to music of the skater's choice

**Pass total:** 0 to 3 points

**Honors total:** 4 to 6 points

**Distinction total:** 7 to 9 points

8392 **Adult Solo Free Dance Tests**

A. **Adult Juvenile Solo Free Dance Test**

**Test expectations:** The purpose of this test is to encourage beginning dancers to learn the fundamentals of free dance. General requirements outlined for the preliminary pattern dance test apply equally to the adult juvenile solo free dance test. The program presented must conform to the rules for solo free dance. The program should display fairly good edges and some evidence of good form. For adult 50+ candidates, see rule 8384. An adult juvenile solo free dance must include the following required elements:

**Edge Element:** One short edge element (not to exceed seven seconds).

**Solo Dance Spin:** One solo dance spin. Solo dance combination spin not permitted.

**Step Sequence:** One step sequence from the following list: circular, midline or diagonal. The step sequence must fully utilize the ice surface. It should include a variety of steps and turns and must include three-turns and mohawks. Jumps of more than one-half rotation, stops, dance spins, pirouettes, pattern retrogressions and loops must not be included

**Twizzle:** One twizzle (not a series). Minimum one revolution.

Extra elements may be added without penalty. Two different elements may be reskated, if necessary (see rule 8389).

**Duration:** 1:40 +/- 10 seconds to music of the skater's choice

**Pass total:** 0 to 3 points

**Honors total:** 4 to 6 points

**Distinction total:** 7 to 9 points

B. **Adult Intermediate Solo Free Dance Test**

**Test expectations:** General requirements outlined for the pre-bronze pattern dance test apply equally to the adult intermediate solo free dance test. The program presented must conform to the rules for solo free dance. The program should display fairly good edges and some evidence of good form. For adult 50+ candidates, see rule 8384. An adult intermediate solo free dance program must include the following required elements:

**Edge Element:** One short edge element (not to exceed seven seconds).

**Solo Dance Spin:** One solo dance spin. Solo dance combination spin not permitted.

**Step Sequence:** One step sequence from the following list: circular, midline or diagonal. The step sequence must fully utilize the ice surface. It should include a variety of steps and turns and must include three-turns, mohawks and brackets. Jumps of more than one-half rotation, stops, dance spins, pirouettes, pattern retrogressions and loops must not be included.

**Twizzle Series:** One twizzle series. Minimum one revolution on each foot. No more than three steps between twizzles

**Choreographic Character Step Sequence:** One choreographic character step sequence performed at any point in the program. Must be placed around the short axis and proceed from barrier to barrier. Must commence with a full stop at one barrier or the other.

Extra elements may be added without penalty. Two different elements may be reskated, if necessary (see rule 8389).

**Duration:** 1:50 +/- 10 seconds to music of the skater's choice

**Pass total:** 0 to 3 points

**Honors total:** 4 to 6 points

**Distinction total:** 7 to 9 points

### C. Adult Novice Solo Free Dance Test

**Test expectations:** General requirements outlined for the bronze pattern dance test apply equally to the adult novice solo free dance test. The program presented must conform to the rules for solo free dance. The program presented must conform to the rules for solo free dance. The program should display moderately good edges and moderately good form. For adult 50+ candidates, see rule 8384. An adult novice solo free dance program must include the following required elements:

**Edge Elements:** Two short edge elements (not to exceed seven seconds each). Edge elements should have different positions.

**Solo Dance Spin:** One solo dance spin, selected from solo dance spin or solo dance combination spin.

**Step Sequence:** One step sequence from the following list: circular, midline or diagonal. The step sequence must fully utilize the ice surface. It should include a variety of steps and turns and must include three-turns, mohawks, brackets and counters. Jumps of more than one-half rotation, stops, dance spins, pirouettes, pattern retrogressions and loops must not be included.

**Twizzle Series:** One twizzle series. Minimum of two revolutions on each foot. No more than three steps between twizzles.

**Choreographic Character Step Sequence:** One choreographic character step sequence performed at any point in the program. Must be placed around the short axis and proceed from barrier to barrier. Must commence with a full stop at one barrier or the other.

Extra elements may be added without penalty. Two different elements may be reskated, if necessary (see rule 8389).

**Duration:** 2:00 +/- 10 seconds to music of the skater's choice

**Pass total:** 0 to 3 points

**Honors total:** 4 to 6 points

**Distinction total:** 7 to 9 points

### D. Adult Junior Solo Free Dance Test

**Test expectations:** General requirements outlined for the pre-silver pattern dance test apply equally to the adult junior solo free dance test. The program presented must conform to the rules for solo free dance. The program presented must conform to the rules for solo free dance. While technically a basic program demonstrating fundamental dance moves, it should have good edges and flow, good timing, some expression and display good form. A refined presentation is not expected but can be rewarded and reflected in the judges' program mark. For adult 50+ candidates, see rule 8384. An adult junior solo free dance program must include the following required elements:

**Edge Elements:** Two options:

1. One combination edge element (not to exceed 12 seconds), or
2. Two different short edge element (not to exceed seven seconds each).

Short edge elements must have different positions, but positions within the combination edge element may be repeated.

**Solo Dance Spin:** One solo dance spin, selected from solo dance spin or solo dance combination spin.

**Step Sequence:** One step sequence from the following list: serpentine, circular, midline or diagonal. The step sequence must fully utilize the ice surface. It should include a variety of steps and turns and must include brackets, counters, rockers and choctaws. Jumps of more than one-half rotation, stops, dance spins, pirouettes, pattern retrogressions and loops must not be included in either step sequence.

**Twizzle Series:** One twizzle series. A minimum of two revolutions is required in each twizzle. No more than three steps are allowed between twizzles. Twizzles must have a different entry edge and different direction of rotation.

**Choreographic Character Step Sequence:** One choreographic character step sequence performed at any point in the program. Must be placed around the short axis and proceed from barrier to barrier. Must commence with a full stop at one barrier or the other.

Extra elements may be added without penalty. Two different elements may be reskated, if necessary (see rule 8389).

**Duration:** 2:20 +/- 10 seconds to music of the skater's choice

**Pass total:** 0 to 3 points

**Honors total:** 4 to 6 points

**Distinction total:** 7 to 9 points

#### E. Adult Senior Solo Free Dance Test

**Test expectations:** General requirements outlined for the pre-gold pattern dance test apply equally to the adult senior solo free dance test. The program presented must conform to the rules for solo free dance. It must be moderately difficult, contain a good variety of movements, and be well composed and well placed on the ice surface. For adult 50+ candidates, see rule 8384. An adult senior solo free dance test must include the following required elements:

**Edge Elements:** Two options:

1. One combination edge element plus one short edge element, or
2. Three different short edge elements

Combination edge elements are not to exceed 12 seconds, and short edge elements are not to exceed seven seconds.

Edge elements must have different positions, but positions within the combination edge element may be repeated.

**Solo Dance Spin:** One solo dance spin, selected from solo dance spin or solo dance combination spin.

**Step Sequence:** One step sequence from the following list: serpentine, circular, midline or diagonal. The step sequence must fully utilize the ice surface. It should include a variety of steps and turns and must include brackets, counters, rockers, choctaws and twizzles. Jumps of more than one-half rotation, stops, dance spins, pirouettes, pattern retrogressions and loops must not be included in either step sequence.

**Twizzle Series:** One twizzle series. A minimum of two revolutions is required in each twizzle. No more than three steps are allowed between twizzles. Twizzles must have a different entry edge and different direction of rotation.

**Choreographic Character Step Sequence:** One choreographic character step sequence performed at any point in the program. Must be placed around the short axis and proceed from barrier to barrier. Must commence with a full stop at one barrier or the other.

Extra elements may be added without penalty. Two different elements may be reskated, if necessary (see rule 8389).

**Duration:** 2:40 +/- 10 seconds to music of the skater's choice

**Pass total:** 0 to 3 points

**Honors total:** 4 to 6 points

**Distinction total:** 7 to 9 points

#### **8400 Ice Dance Test Qualifications and Age Requirements**

For test qualifications and age requirement deadlines for qualifying competitions, see the National Qualifying Series Athlete Handbook. Test qualifications for nonqualifying events must be met by closing date of entries.

<b><u>Competitive Level</u></b>	<b><u>Minimum Test Qualifications</u></b>	<b><u>Age Requirements</u></b>
Pre-Juvenile	Both partners must have passed the preliminary skating skills test or higher and at least two standard partnered preliminary dances or higher. Athletes may not have competed in a qualifying competition.	<u>Age as of the July 1 that immediately precedes the relevant competition:</u> Under 14 year of age.
Juvenile	Both partners must have passed the bronze skating skills test or higher, the standard partnered preliminary dance test or higher and the bronze partnered free dance test or higher. Athletes may not have competed in a qualifying competition at the intermediate level or higher.	<u>Age as of the July 1 that immediately precedes the relevant competition:</u> Under 16 years of age.
Intermediate	Both partners must have passed the pre-silver skating skills test or higher, the standard partnered bronze dance test or higher and the pre-silver partnered free dance test or higher. Athletes may not have competed in a qualifying competition at the novice level or higher.	<u>Age as of the July 1 that immediately precedes the relevant competition:</u> Under 18 years of age.
Novice	Both partners must have passed the silver skating skills test or higher, at least one dance standard partnered silver dance or higher and the silver partnered free dance test or higher. Athletes may not have competed in a qualifying competition at the junior level or higher.	None
Junior	Both partners must have passed the pre-gold skating skills test or higher, at least two standard partnered pre-gold dances or higher and the pre-gold partnered free dance test or higher. Athletes may not have competed in a qualifying competition at the senior level.	None
Senior	Both partners must have passed the gold skating skills test, the standard partnered gold dance test or higher and the gold partnered free dance test.	None

## **8500 Adult Partnered Ice Dance Competition Requirements**

### **8501 Adult dance events:**

- A. Adult dance events are open to skaters who are at least 21 years of age at closing date for entries. See rules 2212 and 2543. For the centennial dance event, both partners must be at least 50 years of age at closing date for entries.
- B. The pattern dances are selected by the Dance Development and Technical Committee and announced no later than the spring Board of Directors meeting.
- C. The draws shall be conducted according to rules 2722 and 2723. The number of sequences of each dance shall be as specified in rule 8075.
- D. Any skater who has competed in the U.S. Figure Skating Championships, the ISU World Figure Skating Championships, the ISU World Junior Figure Skating Championships, an ISU Grand Prix event, an ISU Junior Grand Prix event, an ISU Challenger Series event or the Olympic Winter Games in novice dance, junior dance, or senior dance:
  1. May not compete in the adult gold, adult pre-gold, adult silver, adult pre-silver, adult bronze, or adult pre-bronze partnered pattern dance events, or the adult gold or adult pre-gold partnered free dance events.
  2. May compete in the championship adult partnered dance, masters open partnered pattern dance event, centennial partnered pattern dance event, and masters open free dance event.

### **8510 Championship Adult Partnered Dance Event**

Test qualifications as of the closing date for entries: One partner must have passed at least one standard or adult (adult 21+ or adult 50+ passing average) partnered pre-gold dance; the other partner must have passed at least one standard or adult (adult 21+ or adult 50+ passing average) partnered silver dance.

### **8511 Selection of Championship Adult Partnered Pattern Dances**

- A. For each competitive season, the following groups of initial round dances will rotate in the order shown:

2023-24	Group 2	Initial Round – Viennese Waltz, Silver Samba
		Final Round – free dance
2024-25	Group 3	Initial Round – Starlight Waltz, Rhumba
		Final Round – free dance
2025-26	Group 4	Initial Round – Kilian, Westminster Waltz
		Final Round – free dance
2026-27	Group 1	Initial Round – Blues, Argentine Tango
		Final Round – free dance
- B. The dances will be skated in the order listed.
- C. Draw for the skating order of the couples shall be made in accordance with rules 2722, 2723 and 8074.
- D. Each couple may provide their own music for each dance. See rule 8031 (B) for requirements.



**8512 Elements for Championship Adult/Adult Gold/Adult Pre-Gold/Masters Open Partnered Free Dance**

In the final round, each of the couples shall present a free dance in accordance with rule 8095. The draw for the starting order of the couples will be made in accordance with rules section 2730.

<b>CHAMPIONSHIP ADULT/ADULT GOLD/ADULT PRE-GOLD/MASTERS OPEN PARTNERED FREE DANCE</b> <b>3:10 maximum time</b> <b>Must contain the following elements in any order</b>	
<b>DANCE LIFTS</b>	Not more than one combination lift (up to 12 seconds) or two different types of short lifts (up to seven seconds each)
<b>DANCE SPINS</b>	Maximum of one dance spin (spin or spin combination) <ul style="list-style-type: none"> <li>• If spin, must have a minimum of three revolutions on one foot by both partners</li> <li>• If spin combination, must have a minimum of three revolutions in either part by both partners</li> </ul>
<b>STEP SEQUENCES</b>	Maximum of one choreographic step sequence chosen from circular, midline or diagonal <ul style="list-style-type: none"> <li>• Must utilize the full ice surface</li> <li>• Must be skated in dance holds or variations thereof, except hand-in-hand hold in sustained position with fully extended arms</li> <li>• Serpentine and not touching types of step sequences are not permitted</li> <li>• Any separation to change hold must not exceed one measure of music</li> <li>• Stops, pattern retrogressions and loops are not permitted</li> <li>• Dance spins and pirouettes are stops</li> <li>• A step sequence that meets the minimum requirements above will be awarded a fixed base value with the value of a Level 1 step sequence and evaluated by the judges in GOE</li> <li>• A step sequence that does not meet the minimum requirements above will receive no value</li> </ul>
<b>TWIZZLES</b>	Maximum of one synchronized twizzle (at least one full rotation) <ul style="list-style-type: none"> <li>• No stop is permitted before the twizzle</li> <li>• If a set of synchronized twizzles is performed instead of the required synchronized twizzle, only the first twizzle of the set will be called by the technical panel (IJS) or considered by the judges in the technical mark (6.0 system). The additional twizzle and steps can be considered by the judges in the program components.</li> </ul>
<b>CHOREOGRAPHIC ELEMENT</b>	One choreographic element chosen from: <ul style="list-style-type: none"> <li>• Choreographic lift</li> <li>• Choreographic spinning movement</li> <li>• Choreographic twizzling movement</li> <li>• Choreographic sliding movement</li> <li>• Choreographic character step sequence</li> </ul>
<b>ADDITIONAL INFORMATION</b>	<ul style="list-style-type: none"> <li>• See rule 8095 for additional free dance rules</li> <li>• See rule 8108 for a list of illegal elements/movements/poses</li> <li>• See the Dance Glossary for descriptions of specific elements</li> <li>• See Members Only site for the scale of values, calling specifications and judging instructions</li> </ul>

## **8520 Adult Gold Partnered Dance Events**

### **8521 Adult Gold Partnered Pattern Dance Event**

Test qualifications as of the closing date for entries: One partner must have passed at least one standard or adult (adult 21+ or adult 50+ passing average) partnered gold dance; the other partner must have passed at least one standard or adult (adult 21+ or adult 50+ passing average) partnered pre-gold dance.

Any skater who has competed in the U.S. Figure Skating Championships, the ISU World Figure Skating Championships, the ISU World Junior Figure Skating Championships, an ISU Grand Prix event, an ISU Junior Grand Prix event, an ISU Challenger Series event or the Olympic Winter Games in novice dance, junior dance or senior dance will be ineligible to compete in this event.

### **8522 Selection of Adult Gold Partnered Pattern Dances**

A. For each competitive season, the pattern dances will rotate in the order shown:

- 2023-24 Group 2 Dance 1 – Blues, Dance 2 – Viennese Waltz
- 2024-25 Group 3 Dance 1 – Starlight Waltz, Dance 2 – Quickstep
- 2025-26 Group 4 Dance 1 – Paso Doble, Dance 2 – Westminster Waltz
- 2026-27 Group 1 Dance 1 – Kilian, Dance 2 – Argentine Tango

B. The dances will be skated in the order listed.

C. Draw for the skating order of the couples shall be made in accordance with rule 8074.

D. Each couple may provide their own music for each dance. See rule 8031 (B) for requirements.

### **8525 Adult Gold Partnered Free Dance Event**

Test qualifications as of the closing date for entries: One partner must have passed at least one standard or adult (adult 21+ or adult 50+ passing average) partnered gold dance; the other partner must have passed at least one standard or adult (adult 21+ or adult 50+ passing average) partnered pre-gold dance.

Any skater who has competed in the U.S. Figure Skating Championships, the ISU World Figure Skating Championships, the ISU World Junior Figure Skating Championships, an ISU Grand Prix event, an ISU Junior Grand Prix event, an ISU Challenger Series event or the Olympic Winter Games in novice dance, junior dance or senior dance will be ineligible to compete in this event.

### **8526 Elements for Adult Gold Partnered Free Dance**

Each of the couples will present a free dance to be skated in accordance with the provisions of rule 8512.

## **8530 Adult Pre-Gold Partnered Dance Events**

### **8531 Adult Pre-Gold Partnered Pattern Dance Event**

Test qualifications as of the closing date for entries: One partner must have passed at least one standard or adult (adult 21+ or adult 50+ passing average) partnered pre-gold dance; the other partner must have passed at least one standard or adult (adult 21+ or adult 50+ passing average) partnered silver dance. Neither partner may have completed the standard or adult (adult 21+ or adult 50+ passing average) partnered gold dance test or more than one standard or adult (adult 21+ or adult 50+ passing average) partnered international dance test. Note: for determining competition eligibility for this rule, a Starlight Waltz test passed prior to Sept. 1, 2003, is considered a pre-gold dance, not an international dance. Any skater who has competed in the U.S. Figure Skating Championships, the ISU World Figure Skating Championships, the ISU World Junior Figure Skating Championships, an ISU Grand Prix event, an ISU Junior Grand Prix event, an ISU Challenger Series event or the Olympic Winter Games in novice dance, junior dance or senior dance will be ineligible to compete in this event.

### **8532 Selection of Adult Pre-Gold Partnered Pattern Dances**

A. For each competitive season, the pattern dances will rotate in the order shown:

- 2023-24 Group 2 Dance 1 – Tango, Dance 2 – Starlight Waltz
- 2024-25 Group 3 Dance 1 – Rocker Foxtrot, Dance 2 – Paso Doble
- 2025-26 Group 4 Dance 1 – Rocker Foxtrot, Dance 2 – Kilian
- 2026-27 Group 1 Dance 1 – American Waltz, Dance 2 – Blues

B. The dances will be skated in the order listed.

C. Draw for the skating order of the couples shall be made in accordance with rule 8074.

D. Each couple may provide their own music for each dance. See rule 8031 (B) for requirements.

### **8535 Adult Pre-Gold Partnered Free Dance Event**

Test qualifications as of the closing date for entries: One partner must have passed at least one standard or adult (adult 21+ or adult 50+ passing average) partnered pre-gold dance; the other partner must have passed at least one standard or adult (adult 21+ or adult 50+ passing average) partnered silver dance. Neither partner may have completed the standard or adult (adult 21+ or adult 50+ passing average) partnered gold dance test or more than one standard or adult (adult 21+ or adult 50+ passing average) partnered international dance test.

Note: for determining competition eligibility for this rule, a Starlight Waltz test passed prior to Sept. 1, 2003, is considered a pre-gold dance, not an international dance. Any skater who has competed in the U.S. Figure Skating Championships, the ISU World Figure Skating Championships, the ISU World Junior Figure Skating Championships, an ISU Grand Prix event, an ISU Junior Grand Prix event, an ISU Challenger Series event or the Olympic Winter Games in novice dance, junior dance or senior dance will be ineligible to compete in this event.

**8536 Elements for Adult Pre-Gold Partnered Free Dance**

Each of the couples will present a free dance to be skated in accordance with the provisions of rule 8512.

**8540 Masters Open Partnered Dance Events**

**8541 Masters Open Partnered Pattern Dance Event**

Test qualifications as of the closing date for entries: One partner must have passed at least one standard or adult (adult 21+ or adult 50+ passing average) partnered gold dance; the other partner must have passed at least one standard or adult (adult 21+ or adult 50+ passing average) partnered pre-gold dance.

**8542 Selection of Masters Open Partnered Pattern Dances**

A. For each competitive season, the pattern dances will rotate in the order shown:

2023-24 Group 1 Dance 1 – Viennese Waltz, Dance 2 – Silver Samba

2024-25 Group 2 Dance 1 – Starlight Waltz, Dance 2 – Rhumba

2025-26 Group 3 Dance 1 – Kilian, Dance 2 – Westminster Waltz

2026-27 Group 4 Dance 1 – Blues, Dance 2 – Argentine Tango

B. The dances will be skated in the order listed.

C. Draw for the skating order of the couples shall be made in accordance with rule 8074.

D. Each couple may provide their own music for each dance. See rule 8031 (B) for requirements.

**8545 Masters Open Partnered Free Dance Event**

Test qualifications as of the closing date for entries: One partner must have passed at least one standard or adult (adult 21+ or adult 50+ passing average) partnered gold dance; the other partner must have passed at least one standard or adult (adult 21+ or adult 50+ passing average) partnered pre-gold dance.

**8546 Elements for Masters Open Partnered Free Dance**

Each of the couples will present a free dance to be skated in accordance with the provisions of rule 8512.

**8550 Adult Silver and Lower Partnered Dance**

**Note:** For the following dance events:

A. The pattern dances will be skated in the order listed;

B. The draw for the skating order of the couples in the initial round shall be made in accordance with rules 2722, 2723 and 8074;

C. The draws shall be conducted according to rules 2731, 2732, 2735 (A) and (C) and 2736;

D. The skating order shall remain the same for each dance of the final round.

**8560 Adult Silver Partnered Dance Event**

Test qualifications as of the closing date for entries: One partner must have passed at least one standard or adult (adult 21+ or adult 50+ passing average) partnered silver dance; the other partner must have passed at least one standard or adult (adult 21+ or adult 50+ passing average) partnered pre-silver dance. Neither partner may have completed the standard or adult (adult 21+ or adult 50+ passing average) partnered pre-gold dance test.

Any skater who has competed in the U.S. Figure Skating Championships, the ISU World Figure Skating Championships, the ISU World Junior Figure Skating Championships, an ISU Grand Prix event, an ISU Junior Grand Prix event, an ISU Challenger Series event or the Olympic Winter Games in novice dance, junior dance or senior dance will be ineligible to compete in this event.

**8561 Selection of Adult Silver Partnered Pattern Dances**

A. For each competitive season, the pattern dances will rotate in the order shown:

2023-24 Group 3 Dance 1 – European Waltz, Dance 2 – Rocker Foxtrot

2024-25 Group 4 Dance 1 – Fourteenstep, Dance 2 – American Waltz

2025-26 Group 1 Dance 1 – Foxtrot, Dance 2 – American Waltz

2026-27 Group 2 Dance 1 – Fourteenstep, Dance 2 – Tango

B. The dances will be skated in the order listed.

C. Draw for the skating order of the couples will be made in accordance with rule 8074.

D. Each couple may provide their own music for each dance. See rule 8031 (B) for requirements.

**8570 Adult Pre-Silver Partnered Dance Event**

Test qualifications as of the closing date for entries: One partner must have passed at least one standard or adult (adult 21+ or adult 50+ passing average) partnered pre-silver dance; the other partner must have passed at least one standard or adult (adult 21+ or adult 50+ passing average) partnered bronze dance. Neither partner may have completed the standard or adult (adult 21+ or adult 50+ passing average) partnered silver dance test.

Any skater who has competed in the U.S. Figure Skating Championships, the ISU World Figure Skating Championships, the ISU World Junior Figure Skating Championships, an ISU Grand Prix event, an ISU Junior Grand Prix event, an ISU Challenger Series event or the Olympic Winter Games in novice dance, junior dance or senior dance will be ineligible to compete in this event.

**8571 Selection of Adult Pre-Silver Partnered Pattern Dances**

- A. For each competitive season, the pattern dances will rotate in the order shown:
- |         |         |  |
|---------|---------|--|
| 2023-24 | Group 3 | Dance 1 – Ten-Fox, Dance 2 – European Waltz    |
| 2024-25 | Group 4 | Dance 1 – Willow Waltz, Dance 2 – Foxtrot      |
| 2025-26 | Group 1 | Dance 1 – Hickory Hoedown, Dance 2 – Foxtrot   |
| 2026-27 | Group 2 | Dance 1 – Willow Waltz, Dance 2 – Fourteenstep |
- B. The dances will be skated in the order listed.
- C. Draw for the skating order of the couples will be made in accordance with rule 8074.
- D. Each couple may provide their own music for each dance. See rule 8031 (B) for requirements.

**8580 Adult Bronze Partnered Dance Event**

- A. Test qualifications as of the closing date for entries: One partner must have passed at least one standard or adult (adult 21+ or adult 50+ passing average) partnered bronze dance; the other partner must have passed at least one standard or adult (adult 21+ or adult 50+ passing average) partnered pre-bronze dance. Neither partner may have completed the standard or adult (adult 21+ or adult 50+) partnered pre-silver dance test.
- Any skater who has competed in the U.S. Figure Skating Championships, the ISU World Figure Skating Championships, the ISU World Junior Figure Skating Championships, an ISU Grand Prix event, an ISU Junior Grand Prix event, an ISU Challenger Series event or the Olympic Winter Games in novice dance, junior dance or senior dance will be ineligible to compete in this event.
- B. Neither partner may have passed:
1. The standard gold singles test, or
  2. The standard gold pair test.

**8581 Selection of Adult Bronze Partnered Pattern Dances**

- A. For each competitive season, the pattern dances will rotate in the order shown:
- |         |         |   |
|---------|---------|---|
| 2023-24 | Group 3 | Dance 1 – Swing Dance, Dance 2 – Ten-Fox          |
| 2024-25 | Group 4 | Dance 1 – Fiesta Tango, Dance 2 – Hickory Hoedown |
| 2025-26 | Group 1 | Dance 1 – Cha Cha, Dance 2 – Hickory Hoedown      |
| 2026-27 | Group 2 | Dance 1 – Fiesta Tango, Dance 2 – Willow Waltz    |
- B. The dances will be skated in the order listed.
- C. Draw for the skating order of the couples will be made in accordance with rule 8074.
- D. Each couple may provide their own music for each dance. See rule 8031 (B) for requirements.

**8590 Adult Pre-Bronze Partnered Dance Event**

- A. Test qualifications as of the closing date for entries: Both partners must have passed at least one standard or adult (adult 21+ or adult 50+ passing average) partnered pre-bronze dance test. Neither partner may have completed the standard or adult (adult 21+ or adult 50+ passing average) partnered pre-silver dance test.
- Any skater who has competed in the U.S. Figure Skating Championships, the ISU World Figure Skating Championships, the ISU World Junior Figure Skating Championships, an ISU Grand Prix event, an ISU Junior Grand Prix event, an ISU Challenger Series event or the Olympic Winter Games in novice dance, junior dance or senior dance will be ineligible to compete in this event.
- B. Neither partner may have passed:
1. The standard gold singles test, or
  2. The standard gold pair test.

**8591 Selection of Adult Pre-Bronze Partnered Pattern Dances**

- A. For each competitive season, the pattern dances will rotate in the order shown:
- |         |         |  |
|---------|---------|--|
| 2023-24 | Group 3 | Dance 1 – Canasta Tango, Dance 2 – Swing Dance |
| 2024-25 | Group 4 | Dance 1 – Dutch Waltz, Dance 2 – Cha Cha       |
| 2025-26 | Group 1 | Dance 1 – Dutch Waltz, Dance 2 – Fiesta Tango  |
| 2026-27 | Group 2 | Dance 1 – Rhythm Blues, Dance 2 – Cha Cha      |
- B. The dances will be skated in the order listed.
- C. Draw for the skating order of the couples will be made in accordance with rule 8074.
- D. Each couple may provide their own music for each dance. See rule 8031 (B) for requirements.

### **8600 Centennial Partnered Dance Event**

- A. Test qualifications on the closing date for entries: Both partners must have passed one standard or adult (adult 21+ or adult 50+ passing average) partnered pre-silver dance test with no maximum limit on tests passed.
- B. Both partners must be 50 years of age or older at closing date for entries. See rule 8501 (A).

### **8601 Selection of Centennial Partnered Pattern Dances**

- A. For each competitive season, the pattern dances will rotate in the order shown:
  - 2023-24 Group 3 Dance 1 – Fourteenstep, Dance 2 – Tango
  - 2024-25 Group 4 Dance 1 – Foxtrot, Dance 2 – Paso Doble
  - 2025-26 Group 1 Dance 1 – European Waltz, Dance 2 – Rocker Foxtrot
  - 2026-27 Group 2 Dance 1 – American Waltz, Dance 2 – Blues
- B. The dances will be skated in the order listed;
- C. Draw for the skating order of the couples will be made in accordance with rule 8074.
- D. Each couple may provide their own music for each dance. See rule 8031 (B) for requirements.

### **8610 Adult Preliminary Partnered Pattern Dance Event**

**Note:** Adult preliminary partnered pattern dance will not be offered at the U.S. Adult Figure Skating Championships and is held at nonqualifying events only at the discretion of the local organizing committee.

- A. Test qualifications as of the closing date for entries: One partner must have passed the complete standard or adult (adult 21+ or adult 50+ passing average) solo or partnered preliminary dance test; the other partner must have passed at least one standard or adult (adult 21+ or adult 50+ passing average) solo or partnered preliminary dance.
- B. Any skater who has competed in the U.S. Figure Skating Championships, the ISU World Figure Skating Championships, the ISU World Junior Figure Skating Championships, an ISU Grand Prix event, an ISU Junior Grand Prix event, an ISU Challenger Series event or the Olympic Winter Games in novice dance, junior dance or senior dance will be ineligible to compete in this event.

### **8611 Selection of Preliminary Partnered Pattern Dances**

- A. For each competitive season, the pattern dances will rotate in the order shown:
  - 2023-24 Group 1 Dance 1 – Dutch Waltz, Dance 2 – Canasta Tango
  - 2024-25 Group 2 Dance 1 – Canasta Tango, Dance 2 – Rhythm Blues
  - 2025-26 Group 1 Dance 1 – Dutch Waltz, Dance 2 – Canasta Tango
  - 2026-27 Group 2 Dance 1 – Canasta Tango, Dance 2 – Rhythm Blues
- B. The dances will be skated in the order listed.
- C. Draw for the skating order of the couples will be made in accordance with rule 8074.
- D. Each couple may provide their own music for each dance. See rule 8031 (B) for requirements.

## 8620 Adult Solo Dance Competition Requirements

### 8630 Championship Adult Solo Dance Event

- A. Test qualifications as of the closing date for entries: must have passed at least one standard or adult (adult 21+ or adult 50+ passing average) solo or partnered pre-gold dance.  
 B. Men and women will compete against one another in this event.

### 8631 Selection of Championship Adult Solo Pattern Dances

- A. For each competitive season, the following groups of initial round dances will rotate in the order shown

- 2023-24 Group 2 Initial Round – Argentine Tango  
 Final Round – solo free dance  
 2024-25 Group 3 Initial Round – Viennese Waltz  
 Final Round – solo free dance  
 2025-26 Group 4 Initial Round – Westminster Waltz  
 Final Round – solo free dance  
 2026-27 Group 1 Initial Round – Quickstep  
 Final Round – solo free dance

- B. Events will not be separated by gender. Skaters may choose to perform either the follow steps or the lead steps.  
 C. Draw for the skating order of the competitors will be made in accordance with rules 2722, 2723 and 8074.  
 D. Each skater may provide their own music for each dance. See rule 8031 (B) for requirements.

### 8632 Elements for Championship Adult Solo Free Dance

<b>CHAMPIONSHIP ADULT SOLO FREE DANCE</b> <b>2:40 +/- 10 seconds</b> <b>Competition: Must contain the following elements in any order.</b>	
<b><u>MUSIC</u></b>	<u>Music must have an audible rhythmic beat with the exception of 10 seconds at the beginning of the program.</u>
<b><u>EDGE ELEMENTS</u></b>	<u>One combination edge element and one short edge element.</u> <u>OR</u> <u>Three different short edge elements with different positions.</u> <ul style="list-style-type: none"> <li>• <u>Each lobe of a combination edge element must be held in position for a minimum of three seconds, but a combination edge element may not exceed 12 seconds.</u></li> <li>• <u>A short edge element must be held in position for a minimum of three seconds, but no more than seven seconds</u></li> </ul>
<b><u>SPIN</u></b>	<u>One solo dance spin or solo dance combination spin, but no more</u> <ul style="list-style-type: none"> <li>• <u>Minimum of three revolutions on one/each foot</u></li> <li>• <u>May change feet</u></li> <li>• <u>Flying spins are not permitted</u></li> </ul>
<b><u>STEP SEQUENCES</u></b>	<u>One step sequence from the following list: serpentine, circular, midline or diagonal.</u> <ul style="list-style-type: none"> <li>• <u>The step sequence must fully utilize the ice surface and should include a variety of steps and turns, and must include brackets, counters, rockers and choctaws.</u></li> <li>• <u>Not permitted elements: Stops, pattern retrogressions, loops, jumps of more than one-half rotation, dance spins and pirouettes.</u></li> </ul>
<b><u>TWIZZLE SERIES</u></b>	<u>One twizzle series</u> <ul style="list-style-type: none"> <li>• <u>Minimum of two revolutions is required on each twizzle. No more than three steps are allowed between twizzles. Twizzles must have a different entry edge and different direction of rotation.</u></li> </ul>
<b><u>CHOREOGRAPHIC CHARACTER STEP SEQUENCE</u></b>	<u>One choreographic character step sequence performed at any point in the program.</u> <ul style="list-style-type: none"> <li>• <u>Must be placed around the short axis and proceed from barrier to barrier.</u></li> <li>• <u>Must commence with a full stop at one barrier or the other.</u></li> </ul>
<b><u>REMARKS</u></b>	<ul style="list-style-type: none"> <li>• <u>See rule 8375 for definitions and descriptions of elements.</u></li> </ul>

### **8640 Adult Gold Solo Pattern Dance Event**

Test qualifications as of the closing date for entries: Must have passed the complete standard or adult (adult 21+ or adult 50+ passing average) solo or partnered pre-gold dance test.

### **8641 Selection of Adult Gold Solo Pattern Dances**

A. For each competitive season, the pattern dances will be as follows:

- 2023-24 Dance 1 – Starlight Waltz, Dance 2 – Argentine Tango
- 2024-25 Dance 1 – Paso Doble, Dance 2 – Viennese Waltz
- 2025-26 Dance 1 – Kilian, Dance 2 – Westminster Waltz
- 2026-27 Dance 1 – Blues, Dance 2 – Quickstep

B. Events will not be separated by gender. Skaters may choose to perform either the follow steps or the lead steps.

C. Draw for the skating order of the competitors will be made in accordance with rule 8074.

D. Each skater may provide their own music for each dance. See rule 8031 (B) for requirements.

### **8650 Adult Pre-Gold Solo Pattern Dance Event**

Test qualifications as of the closing date for entries: Must have passed the complete standard or adult (adult 21+ or adult 50+ passing average) solo or partnered silver dance test and may have passed a maximum of one standard or adult (adult 21+ or adult 50+ passing average) solo or partnered gold dance test or a maximum of one standard or adult (adult 21+ or adult 50+ passing average) solo or partnered international dance test. Note: for determining competition eligibility for this rule, a Starlight Waltz test passed prior to Sept. 1, 2003, is considered a pre-gold dance, not an international dance.

### **8651 Selection of Adult Pre-Gold Solo Pattern Dances**

A. For each competitive season, the pattern dances will be as follows:

- 2023-24 Dance 1 – American Waltz, Dance 2 – Paso Doble
- 2024-25 Dance 1 – Tango, Dance 2 – Blues
- 2025-26 Dance 1 – Rocker Foxtrot, Dance 2 – Starlight Waltz
- 2026-27 Dance 1 – Tango, Dance 2 – Kilian

B. Events will not be separated by gender. Skaters may choose to perform either the follow steps or the lead steps.

C. Draw for the skating order of the competitors will be made in accordance with rule 8074.

D. Each skater may provide their own music for each dance. See rule 8031 (B) for requirements.

### **8660 Adult Silver Solo Pattern Dance Event**

Test qualifications as of the closing date for entries: Must have passed the complete standard or adult (adult 21+ or adult 50+ passing average) solo or partnered pre-silver dance test and no higher than one standard or adult (adult 21+ or adult 50+ passing average) pre-gold dance test.

### **8661 Selection of Adult Silver Solo Pattern Dances**

A. For each competitive season, the pattern dances will be as follows:

- 2023-24 Dance 1 – Foxtrot, Dance 2 – American Waltz
- 2024-25 Dance 1 – Fourteenstep, Dance 2 – American Waltz
- 2025-26 Dance 1 – Foxtrot, Dance 2 – Tango
- 2026-27 Dance 1 – European Waltz, Dance 2 – Rocker Foxtrot

B. Events will not be separated by gender. Skaters may choose to perform either the follow steps or the lead steps.

C. Draw for the skating order of the competitors will be made in accordance with rule 8074.

D. Each skater may provide their own music for each dance. See rule 8031 (B) for requirements.

### **8670 Adult Pre-Silver Solo Pattern Dance Event**

Test qualifications as of the closing date for entries: Must have passed the complete standard or adult (adult 21+ or adult 50+ passing average) solo or partnered bronze dance test and no higher than one standard or adult (adult 21+ or adult 50+ passing average) solo or partnered silver dance test.

### **8671 Selection of Adult Pre-Silver Solo Pattern Dances**

A. For each competitive season, the pattern dances will be as follows:

- 2023-24 Dance 1 – Willow Waltz, Dance 2 – Fourteenstep
- 2024-25 Dance 1 – Willow Waltz, Dance 2 – Foxtrot
- 2025-26 Dance 1 – Ten-Fox, Dance 2 – European Waltz
- 2026-27 Dance 1 – Hickory Hoedown, Dance 2 – Foxtrot

B. Events will not be separated by gender. Skaters may choose to perform either the follow steps or the lead steps.

C. Draw for the skating order of the competitors will be made in accordance with rule 8074.

D. Each skater may provide their own music for each dance. See rule 8031 (B) for requirements.

### **8680 Adult Bronze Solo Pattern Dance Event**

Test qualifications as of the closing date for entries: Must have passed the complete standard or adult (adult 21+ or adult 50+ passing average) solo or partnered pre-bronze dance test and no higher than one standard or adult (adult 21+ or adult 50+ passing average) solo or partnered pre-silver dance test.

### **8681 Selection of Adult Bronze Solo Pattern Dances**

A. For each competitive season, the pattern dances will be as follows:

2023-24 Dance 1 – Fiesta Tango, Dance 2 – Willow Waltz

2024-25 Dance 1 – Cha Cha, Dance 2 – Willow Waltz

2025-26 Dance 1 – Fiesta Tango, Dance 2 – Ten-Fox

2026-27 Dance 1 – Cha Cha, Dance 2 – Hickory Hoedown

B. Events will not be separated by gender. Skaters may choose to perform either the follow steps or the lead steps.

C. Draw for the skating order of the competitors will be made in accordance with rule 8074.

D. Each skater may provide their own music for each dance. See rule 8031 (B) for requirements.

### **8690 Adult Pre-Bronze Solo Pattern Dance Event**

**Note:** Adult pre-bronze solo pattern dance will not be offered at the U.S. Adult Figure Skating Championships and is held at nonqualifying competitions only at the discretion of the local organizing committee.

Test qualifications as of the closing date for entries: Must have passed the complete standard or adult (adult 21+ or adult 50+ passing average) solo or partnered preliminary dance test and no higher than one standard or adult (adult 21+ or adult 50+ passing average) solo or partnered bronze dance test.

### **8691 Selection of Adult Pre-Bronze Solo Pattern Dances**

A. For each competitive season, the pattern dances will be as follows:

2023-24 Dance 1: Canasta Tango, Dance 2: Swing Dance

2024-25 Dance 1: Rhythm Blues, Dance 2: Fiesta Tango

2026-27 Dance 1: Dutch Waltz, Dance 2: Cha Cha

B. Events will not be separated by gender. Skaters may choose to perform either the follow steps or the lead steps.

C. Draw for the skating order of the competitors will be made in accordance with rule 8074.

D. Each skater may provide their own music for each dance. See rule 8031 (B) for requirements.



**8700 Adult Gold Solo Free Dance Event**

A. Test qualifications as of the closing date for entries, skaters must have passed at least one of the following:

1. The complete standard or adult (adult 21+ or adult 50+ passing average) solo or partnered pre-gold pattern dance test;
2. The standard gold or adult (adult 21+ or adult 50+ passing average) senior solo free dance test;

B. Events will not be separated by gender.

**8701 Elements for Adult Gold Solo Free Dance Event**

<b>ADULT GOLD SOLO FREE DANCE</b> <b>2:40 +/- 10 seconds</b> <b>Competition: Must contain the following elements in any order.</b>	
<b>MUSIC</b>	Music must have an audible rhythmic beat with the exception of 10 seconds at the beginning of the program.
<b>EDGE ELEMENTS</b>	One combination edge element and one short edge element. OR Three different short edge elements with different positions. <ul style="list-style-type: none"> <li>• Each lobe of a combination edge element must be held in position for a minimum of three seconds, but a combination edge element may not exceed 12 seconds.</li> <li>• A short edge element must be held in position for a minimum of three seconds, but no more than seven seconds.</li> </ul>
<b>SPIN</b>	One solo dance spin or solo dance combination spin, but no more <ul style="list-style-type: none"> <li>• Minimum of three revolutions on one/each foot</li> <li>• May change feet</li> <li>• Flying spins are not permitted</li> </ul>
<b>STEP SEQUENCES</b>	One step sequences from the following list: serpentine, circular, midline or diagonal. <ul style="list-style-type: none"> <li>• The step sequence must fully utilize the ice surface and should include a variety of steps and turns and must include brackets, counters, rockers and choctaws.</li> <li>• <b>Not permitted elements:</b> Stops, pattern retrogressions, loops, jumps of more than one-half rotation, dance spins and pirouettes.</li> </ul>
<b>TWIZZLE SERIES</b>	One twizzle series <ul style="list-style-type: none"> <li>• Minimum of two revolutions is required on each twizzle. No more than three steps are allowed between twizzles. Twizzles must have a different entry edge and different direction of rotation.</li> </ul>
<b>CHOREOGRAPHIC CHARACTER STEP SEQUENCE</b>	One choreographic character step sequence performed at any point in the program. <ul style="list-style-type: none"> <li>• Must be placed around the short axis and proceed from barrier to barrier</li> <li>• Must commence with a full stop at one barrier or the other.</li> </ul>
<b>REMARKS</b>	• See rule 8375 for definitions and descriptions of elements.

## **8710 Adult Pre-Gold Solo Free Dance Event**

### **A. Test qualifications as of the closing date for entries**

1. Skaters must have passed at least one of the following:
  - a. The complete standard or adult (adult 21+ or adult 50+ passing average) solo or partnered silver pattern dance test;
  - b. The standard pre-gold or adult (adult 21+ or adult 50+ passing average) junior solo free dance test;
2. Skaters must not have passed:
  - a. Higher than one standard or adult (adult 21+ or adult 50+ passing average) solo or partnered gold pattern dance test;
  - b. Higher than the standard pre-gold or adult (adult 21+ or adult 50+ passing average) junior solo free dance test;

### **B. Events will not be separated by gender.**

## **8711 Elements for Adult Pre-Gold Solo Free Dance Event**

<b><u>ADULT PRE-GOLD SOLO FREE DANCE</u></b> <b><u>2:20 +/- 10 seconds</u></b> <b><u>Competition: Must contain the following elements in any order.</u></b>	
<b><u>MUSIC</u></b>	<ul style="list-style-type: none"><li>• Music must have an audible rhythmic beat with the exception of 10 seconds at the beginning of the program.</li><li>• Music is strongly suggested to be in the same rhythms as the U.S. Figure Skating test structure.</li></ul>
<b><u>EDGE ELEMENTS</u></b>	<ol style="list-style-type: none"><li>1. One combination edge element (not to exceed 12 seconds), or</li><li>2. Two different short edge element (not to exceed seven seconds each).</li></ol> <p>Short edge elements must have different positions, but positions within the combination edge element may be repeated.</p>
<b><u>SPIN</u></b>	<p>One solo dance spin or solo dance combination spin, but no more</p> <ul style="list-style-type: none"><li>• Minimum of three revolutions on one/each foot</li><li>• May change feet</li><li>• Flying spins are not permitted</li></ul>
<b><u>STEP SEQUENCES</u></b>	<p>One step sequence from the following list: circular, midline or diagonal</p> <ul style="list-style-type: none"><li>• The step sequence must fully utilize the ice surface, should include a variety of steps and turns, and must include three-turns, mohawks, brackets and counters.</li><li>• <b>Not permitted elements:</b> Stops, pattern retrogressions, loops, jumps of more than one-half rotation, dance spins and pirouettes.</li></ul>
<b><u>TWIZZLE SERIES</u></b>	<p>One twizzle series. Minimum two revolutions on each twizzle. No more than three steps between twizzles. Twizzles must have a different entry edge and different direction of rotation.</p>
<b><u>CHOREOGRAPHIC CHARACTER STEP SEQUENCE</u></b>	<p>One choreographic character step sequence performed at any point in the program</p> <ul style="list-style-type: none"><li>• Must be placed around the short axis and proceed from barrier to barrier</li><li>• Must commence with a full stop at one barrier or the other</li></ul>
<b><u>REMARKS</u></b>	<ul style="list-style-type: none"><li>• See rule 8375 for definitions and descriptions of elements.</li><li>• Extra elements may be added without penalty.</li></ul>

## 8720 Adult Silver Solo Free Dance Event

- A. Test qualifications as of the closing date for entries
1. Skaters must have passed at least one of the following:
    - a. The complete standard or adult (adult 21+ or adult 50+ passing average) solo or partnered pre-silver pattern dance test;
    - b. The standard silver or adult (adult 21+ or adult 50+ passing average) novice solo free dance test;
  2. Skaters must not have passed:
    - a. Higher than one standard or adult (adult 21+ or adult 50+ passing average) solo or partnered pre-gold pattern dance test;
    - b. Higher than the standard pre-gold or adult (adult 21+ or adult 50+ passing average) junior solo free dance test;
- B. Events will not be separated by gender.

## 8721 Elements for Adult Silver Solo Free Dance Event

<b>ADULT SILVER SOLO FREE DANCE</b> <b>2:00 +/- 10 seconds</b> <b>Competition: Must contain the following elements in any order.</b>	
<b>MUSIC</b>	<ul style="list-style-type: none"><li>• Music must have an audible rhythmic beat with the exception of 10 seconds at the beginning of the program.</li><li>• Music is strongly suggested to be in the same rhythms as the U.S. Figure Skating test structure.</li></ul>
<b>EDGE ELEMENTS</b>	<p>Two short edge elements, but no more, held in position for a minimum of three seconds, but not to exceed seven seconds.</p> <ul style="list-style-type: none"><li>• Edge elements should have different positions.</li></ul>
<b>SPIN</b>	<p>One solo dance spin or solo dance combination spin, but no more</p> <ul style="list-style-type: none"><li>• Minimum of three revolutions on one/each foot</li><li>• May change feet</li><li>• Flying spins are not permitted</li></ul>
<b>STEP SEQUENCES</b>	<p>One step sequence from the following list: circular, midline or diagonal.</p> <ul style="list-style-type: none"><li>• The step sequence must fully utilize the ice surface, should include a variety of steps and turns, and must include three-turns, mohawks, brackets and counters.</li><li>• <b>Not permitted elements:</b> Stops, pattern retrogressions, loops, jumps of more than one-half rotation, dance spins and pirouettes.</li></ul>
<b>TWIZZLE SERIES</b>	<p>One twizzle series. Minimum two revolutions on each twizzle. No more than three steps between twizzles.</p>
<b>CHOREOGRAPHIC CHARACTER STEP SEQUENCE</b>	<p>One choreographic character step sequence performed at any point in the program.</p> <ul style="list-style-type: none"><li>• Must be placed around the short axis and proceed from barrier to barrier</li><li>• Must commence with a full stop at one barrier or the other.</li></ul>
<b>REMARKS</b>	<ul style="list-style-type: none"><li>• See rule 8375 for definitions and descriptions of elements.</li></ul>

### **8730 Adult Pre-Silver Solo Free Dance Event**

A. Test qualifications as of the closing date for entries.

1. Skaters must have passed at least one of the following:

a. The complete standard or adult (adult 21+ or adult 50+ passing average) solo or partnered bronze pattern dance test;

b. The standard pre-silver or adult (adult 21+ or adult 50+ passing average) intermediate solo free dance test;

2. Skaters must not have passed:

a. Higher than one standard or adult (adult 21+ or adult 50+ passing average) solo or partnered silver pattern dance test;

b. Higher than the standard pre-silver or adult (adult 21+ or adult 50+ passing average) intermediate solo free dance test;

B. Events will not be separated by gender.

### **8731 Elements for Adult Pre-Silver Solo Free Dance Event**

<b><u>ADULT PRE-SILVER SOLO FREE DANCE</u></b> <b><u>1:50 +/- 10 seconds</u></b> <b><u>Competition: Must contain the following elements in any order.</u></b>	
<b><u>MUSIC</u></b>	<ul style="list-style-type: none"><li>• Music must have an audible rhythmic beat with the exception of 10 seconds at the beginning of the program.</li><li>• Music is strongly suggested to be in the same rhythms as the U.S. Figure Skating test structure.</li></ul>
<b><u>EDGE ELEMENTS</u></b>	One short edge element, but no more. The edge must be held in position for a minimum of three seconds, but cannot exceed seven seconds.
<b><u>SPIN</u></b>	One solo dance spin, but no more <ul style="list-style-type: none"><li>• Minimum of three revolutions on one foot</li><li>• Spin combinations and flying spins are not permitted</li></ul>
<b><u>STEP SEQUENCES</u></b>	One step sequence from the following list: circular, midline or diagonal. <ul style="list-style-type: none"><li>• The step sequence must fully utilize the ice surface, should include a variety of steps and turns, and must include three-turns, mohawks and brackets.</li><li>• <b>Not permitted elements:</b> Stops, pattern retrogressions, loops, jumps of more than one-half rotation, dance spins and pirouettes.</li></ul>
<b><u>TWIZZLE</u></b>	One twizzle series. Minimum one revolution on each foot. No more than three steps between twizzles.
<b><u>CHOREOGRAPHIC CHARACTER STEP SEQUENCE</u></b>	One choreographic character step sequence performed at any point in the program <ul style="list-style-type: none"><li>• Must be placed around the short axis and proceed from barrier to barrier</li><li>• Must commence with a full stop at one barrier or the other</li></ul>
<b><u>REMARKS</u></b>	<ul style="list-style-type: none"><li>• See rule 8375 for definitions and descriptions of elements.</li><li>• Extra elements may be added without penalty.</li></ul>

**8740 Adult Bronze Solo Free Dance Event**

A. Test qualifications as of the closing date for entries,

1. Skaters must have passed at least one of the following:

- a. The complete standard or adult (adult 21+ or adult 50+ passing average) solo or partnered pre-bronze pattern dance test;
- b. The standard bronze or adult (adult 21+ or adult 50+ passing average) juvenile solo free dance test;

2. Skaters must not have passed:

- a. Higher than one standard or adult (adult 21+ or adult 50+ passing average) solo or partnered pre-silver pattern dance test;
- b. Higher than the standard pre-silver or adult (adult 21+ or adult 50+ passing average) intermediate solo free dance test;

B. Events will not be separated by gender.**8741 Elements for Adult Bronze Solo Free Dance Event**

<b>ADULT BRONZE SOLO FREE DANCE</b> <b>1:40 +/- 10 seconds</b> <b>Competition: Must contain the following elements in any order.</b>	
<b>MUSIC</b>	<ul style="list-style-type: none"> <li>• Music must have an audible rhythmic beat with the exception of 10 seconds at the beginning of the program.</li> <li>• Music is strongly suggested to be in the same rhythms as the U.S. Figure Skating test structure.</li> </ul>
<b>EDGE ELEMENTS</b>	One short edge element, but no more. The edge must be held in position for a minimum of three seconds, but cannot exceed seven seconds.
<b>SPIN</b>	One solo dance spin, but no more <ul style="list-style-type: none"> <li>• Minimum of three revolutions on one foot</li> <li>• Spin combinations and flying spins are not permitted</li> </ul>
<b>STEP SEQUENCES</b>	One step sequence from the following list: circular, midline or diagonal. <ul style="list-style-type: none"> <li>• The step sequence must fully utilize the ice surface, should include a variety of steps and turns, and must include three-turns and mohawks.</li> <li>• <b>Not permitted elements:</b> Stops, pattern retrogressions, loops, jumps of more than one-half rotation, dance spins and pirouettes.</li> </ul>
<b>TWIZZLE</b>	One twizzle. Minimum one revolution.
<b>REMARKS</b>	<ul style="list-style-type: none"> <li>• See rule 8375 for definitions and descriptions of elements.</li> </ul>

## 8900 Marking of Ice Dance – 6.0 and IJS

### 8910 Marking of Ice Dance – 6.0 System

8911 The 6.0 system is marked on a scale from 0 to 6, of which:

0.0 = Not Skated	4.0 = Good
1.0 = Very Poor	5.0 = Very Good
2.0 = Poor	6.0 = Outstanding
3.0 = Mediocre	

- A. Decimals to one place are permitted as further intermediate values (e.g. 3.8, 4.4, 5.5).
- B. When deserved, a judge may award the mark of 6.0 either in the first mark or in the second mark, but not in both, except for the last competitor.

### 8912 Marking of Pattern Dances – 6.0 System

For those competitive dance events that are judged under the 6.0 system, the two marks will be awarded on a scale from 0 to 6 (see rule 8911). The first mark will be for the technical score (formerly technique) and the second mark will be for program components (formerly timing/expression).

- A. In marking the technical score, the following must be considered:
  - 1. The conformity of the steps of the dance and their repetition with the dance diagrams and descriptions, which includes the accuracy with which the couple follows the stated requirements for the dance;
  - 2. The placement of the steps of the dance on the ice surface;
  - 3. The movements of the couple in unison including correct body positions, dance holds and good matching;
  - 4. Good style, carriage and form;
  - 5. Soft, flowing, continuous edges and turns skated deeply with cleanness and sureness.
- B. For the marking of the program components, see rule 8922.
- C. Deductions: Marks must be deducted by the judges for violations of the rules as follows:
  - 1. Technical Score
    - a. General technical mistake (depending on severity) for each dance: 0.1–0.4
    - b. Violations of specific technical requirements for each dance: 0.1–0.4  
(The degree of the deduction for the infraction depends on the importance of the missed or incorrectly executed element for the specific dance.)
  - 2. Program Components
    - a. Skating out of time: 0.1–1.0 (maximum for whole performance out of time)
    - b. Skating on weak beat: 0.1–0.5 (maximum for whole performance on weak beat)
    - c. Introductory steps exceed introductory phrasing: 0.1–0.2
    - d. Inappropriate clothing: 0.1
    - e. Violations of specific timing requirements for each dance: 0.1–0.4
    - f. Violation of tempo specification: 0.5
  - 3. Stumble, fall or interruption: When a stumble, fall or interruption mars the skating of the pattern dance, the deductions are taken from the first mark, technical, and also for program components if the fall or interruption affects the timing and/or expression of the dance.
- D. For falls and stops, see rules 1401, 1402 and 1403.

### 8913 Marking of Rhythm Dance and Free Dance – 6.0 System

For rhythm dance and free dance competitive events that are judged under the 6.0 system, two marks shall be awarded on a scale from 0 to 6 (see rule 8911). The first mark shall be for technical score (formerly technical merit for free dance) and the second mark shall be for program components (formerly presentation for free dance).

- A. In marking the technical score of the rhythm dance, the judge must consider general technique, including difficulty, originality, variety, cleanness and sureness, skating on edges with depth and flow, pattern and utilization of the ice surface and inclusion of required elements.
- B. In marking the technical score of the free dance, the judge must consider difficulty and variety, cleanness and sureness, depth of edges, flow, ice coverage, typical dance movements/holds and inclusion of required elements.
- C. Any element started after the permissible time must not be marked and will have no value.
- D. A whistle shall be blown by the referee when the allowable time has elapsed, and the judges shall cease judging the performance. If the couple fails to finish a rhythm dance or free dance within the allowed range of time, there should be a 0.1 deduction in both marks for up to every 10 seconds lacking or in excess of the prescribed range.
- E. For the marking of the program components, see rule rule 8922.

## 8920 Marking of Ice Dance – IJS

### 8921 Marking the Pattern Dances – IJS

#### A. Total Element Score

1. *Scale of Values*: A table with the scale of values of the sections of the pattern dances is published on the Members Only site. This scale of values contains base values of all the sections of each pattern dance and adjustments for the correctness and quality of their execution.
2. *Novice, Intermediate and Juvenile Pattern Dances*: For the novice, intermediate and juvenile pattern dances, technical specialists will determine the level of every section, and judges will give one GOE for each section. The descriptions of characteristics (key points) that give a section a certain level is determined by the U.S. Figure Skating Dance Development and Technical Committee and posted on the Members Only site.
3. *Grade of Execution (GOE)*: Each judge will mark the quality of execution of every section of the pattern dance depending on the positive or negative features of the execution and errors on the grades of execution scale: +5, +4, +3, +2, +1, 0 (base value), -1, -2, -3, -4, -5. The guidelines for marking of sections are updated and published on the Members Only site.

#### B. Program Component Score

In addition to the total element score, the couple's whole performance is evaluated by three components in the pattern dances: (1) Timing, (2) Presentation, and (3) Skating Skills.

##### 1. Timing

- a. Definition: The ability of the couple to skate strictly in time with the music.
- b. Criteria:
  - i. Musical sensitivity;
  - ii. Skating in time with the music;
  - iii. Skating on the strong beat;
  - iv. Start of the first step on beat 1.

##### 2. Presentation

- a. Definition: Through the involvement of the skaters, the display of the correct rhythm or style as required by the description of the dance or by the specific style of the dance.
- b. Criteria:
  - i. Expressiveness and projection;
  - ii. Unison and awareness of space.

##### 3. Skating Skills

- a. Definition: The ability of the couple to precisely execute dance steps and movements in accordance with the dance description with power, balance, depth of edges, easy transition from one foot or lobe to the other, glide and flow.
- b. Criteria:
  - i. Clarity of edges, steps, turns, movements;
  - ii. Overall skating quality;
  - iii. Balance and glide;
  - iv. Flow;
  - v. Power and speed;
  - vi. Ice coverage

#### C. Marks for Program Components

1. Program component scores are evaluated by the judges after the completion of the dance on a scale from 0.25 to 10 with increments of 0.25. Points given by the judges correspond to the following degrees of the components:

0.25-0.75 =	Extremely poor	5.00-5.75 =	Average
1.00-1.75 =	Very poor	6.00-6.75 =	Above average
2.00-2.75 =	Poor	7.00-7.75 =	Good
3.00-3.75 =	Weak	8.00-8.75 =	Very good
4.00-4.75 =	Fair	9.00-9.75 =	Excellent
		10.00 =	Outstanding

2. Increments are used for evaluation of performances containing some features of one degree and some of the next degree.
3. Guidelines for judging are published on the Members Only site.
4. Deductions are taken for certain violations of the rules as set forth in rule 1071.

## 8922 Marking of Rhythm and Free Dances – IJS

### A. Total Element Score

1. *Scale of Values*: A table with the scale of values of the required elements for the rhythm dance and free dance is updated and published on the Members Only site. This scale of values contains base values of the elements and adjustments for the quality of their execution. Base values of elements are measured in points and increase with the increasing difficulty of the elements.
2. *Levels of Difficulty of Elements*: The technical panel will determine the name and, when required, the level of difficulty of every required element in the rhythm dance and free dance. All required elements except choreographic elements are divided into five levels of difficulty according to the number of features achieved. Choreographic elements are confirmed if the minimum requirements defining the element are met. The descriptions of characteristics that give an element a certain level of difficulty are published and updated on the Members Only site.
3. *Grade of Execution (GOE)*:
  - a. Each judge will mark the quality of execution of every element depending on the positive and/or negative features of the execution and errors.
  - b. The GOE is marked from +5, +4, +3, +2, +1, 0 (base value), -1, -2, -3, -4, -5.
  - c. The guidelines for marking are published on the Members Only site.

### B. Illegal Elements/Movements/Poses

Every illegal element/movement/pose performed in the rhythm dance and the free dance will be penalized by a deduction (see rule 1071 (C)) If an illegal element/movement/pose is performed during the execution of any element, the deduction for an illegal element/movement/pose will apply, and the element will be called Basic Level if the requirements for at least Basic Level are fulfilled or not confirmed (no level) for choreographic elements; otherwise, the element will be called No Level. See rule 8108 for a list of illegal elements/movements/poses.

### C. Program Component Score

In addition to the total element score, the skater's whole performance is evaluated by three program components: (1) Composition, (2) Presentation and (3) Skating Skills. For ice dance, there must be equal demonstration of the criteria by both skaters.

1. Definitions and criteria for analyzing the program components
  - a. *Composition*: The intentional, developed and/or original arrangement of the repertoire of all types of movements into a meaningful whole according to the principles of proportion, unity, space, pattern and musical structure. In evaluating the Composition, the following must be considered:
    - i. Unity;
    - ii. Connections between and within elements;
    - iii. Pattern and ice coverage;
    - iv. Multidimensional movements and use of space;
    - v. Choreography reflecting musical phrase and form.
  - b. *Presentation*: The demonstration of engagement, commitment and involvement based on an understanding of the music and composition. In evaluating the Presentation, the following must be considered:
    - i. Expressiveness and projection;
    - ii. Variety and contrast of energy and of movements;
    - iii. Musical sensitivity and timing;
    - iv. Unison, oneness and awareness of space.
  - c. *Skating Skills*: The ability of the skater to execute the skating repertoire of steps, turns and skating movement, with blade and body control. In evaluating the Skating Skills, the following must be considered:
    - i. Variety of edges, steps, turns, movements and directions;
    - ii. Clarity of edges, steps, turns, movements and body control;
    - iii. Balance and glide;
    - iv. Flow;
    - v. Power and speed.

### 2. Marks for Program Components

- a. Program components are evaluated by the judges after the completion of a program on a scale of 0.25 to 10.00 in increments of 0.25, with a separate mark given for each program component, of which:

0.25-0.75 =	Extremely poor	5.00-5.75 =	Average
1.00-1.75 =	Very poor	6.00-6.75 =	Above average
2.00-2.75 =	Poor	7.00-7.75 =	Good
3.00-3.75 =	Weak	8.00-8.75 =	Very good
4.00-4.75 =	Fair	9.00-9.75 =	Excellent
		10.00 =	Outstanding

- b. Increments are used for evaluation of performances containing some features of one degree and some of the next degree.
- c. Guidelines for judging are published and updated on the Members Only site.

### D. Deductions are taken for certain violations of the rules as set forth in rule 1071.



## Technical Requirements – Synchronized Skating

### 9000 Synchronized Rules

U.S. Figure Skating reserves the right to incorporate revisions made by the ISU for junior, senior elite 12 and senior events. U.S. Figure Skating also reserves the right to incorporate revisions made to the advanced novice free skate event into the novice free skate event. The revisions or clarifications made to the international judging system by the ISU may be adopted by U.S. Figure Skating at its discretion at any time after the revision or clarification is issued. Revisions or clarifications will be posted as Technical Notifications on the Members Only site and, when applicable, published in the next U.S. Figure Skating rulebook.

- A. The short program and well-balanced free skate requirements, costume guidelines and deductions will be reviewed by the Synchronized Development and Technical Committee and published on the Synchronized Skating Rules & Resources page on the Members Only site no later than July 1 each season.
- B. Using the list in rule 9062 (E), the chair of the Synchronized Development and Technical Committee, in consultation with the vice chair of development, the vice chair of technical, and the technical panel representative on the Synchronized Development and Technical Committee will determine the well-balanced free skate elements for levels other than novice, junior, senior elite 12 and senior to correspond with the elements available each year. The list will be published in the Synchronized Skating Rules & Resources page on the Members Only site.

### 9001 Use of IJS

Competitions and categories that are required to use the international judging system (IJS) are listed in rule 1041.

### 9010 Conduct of Synchronized Skating Events

Synchronized skating involves a team of eight or more skaters skating various elements and formations to music.

9011 Men and women may skate on the same team.

### 9020 Clothing and Equipment – Synchronized Skating – Competition and Official Practice

9021 The clothing of the competitors must be modest, dignified and appropriate for athletic competition, not garish or theatrical in design. Costumes may, however, reflect the character of the music chosen.

- A. The skating clothing worn in actual competition may not bear any form of advertising. However, warm-up suits may bear the name of a sponsor when the team is on the ice. The sponsor's name must not exceed 4.65 square inches (30 square centimeters).

9022 The clothing must not give the effect of excessive nudity inappropriate for the discipline.

9023 For domestic competitions, there are no restrictions on attire related to gender. If a competitor/team is participating in an ISU sanctioned event, they must follow ISU rules for their respective discipline.

9024 For domestic competitions, costume requirements are inclusive of necessary medical/adaptive equipment aids. There are no restrictions on choosing to wear required equipment aids, however they should not be theatrically enhanced or be used as a prop. If a competitor/team is participating in an ISU sanctioned event, they must follow the ISU rules for their respective discipline.

9025 Accessories, feathers, props and rhinestones adhered to the face are not permitted. Costumes that transform in appearance will be considered as props.

9026 The decorations on costumes must be non-detachable. If any part of the costume or decoration falls on the ice during a competition, the team will be penalized by a deduction. See rule 9923.

9027 Skate blades: Figure skating blades used during competitions and tests (or hockey skate blades used during skating skills tests or skating skills events at competitions) must be sharpened to produce a flat to concave cross section without change to the width of the blade as measured between the two edges. However, a slight tapering or narrowing of the cross section of the blade is permitted.

### 9030 Music For Synchronized Skating Events:

- A. Any music, including vocal music using lyrics, is permitted. However, teams must skate the program in time to the music. Additions of sounds of applause or cheers are not permitted;
- B. No discernible counting shall be permitted either by the coach, the leader of the team or by others. Music should be selected that is suitable for the age, skill and skating ability of the team.

### 9040 Duration of Skating – Synchronized Skating

9041 Timing starts from the moment a skater begins to move (arms, head, etc.) or skate. Timing stops when the skaters come to a complete stop at the end of the program.

### 9042 Permissible Time Allowance – Short Programs

The duration of the short program must not exceed the maximum time allowed, but may be less, provided that all technical elements are included. Any element started after the permissible time will be considered in the marking as omitted. No extra marks are obtained by extending the program to the maximum time permitted if it is unnecessary to do so. For IJS deductions, see the Synchronized Skating Rules & Resources page on the Members Only site.

A. Senior short program: 2:50 maximum time

B. Senior elite 12 short program: 2:50 maximum time

C. Junior short program: 2:50 maximum time

**9043 Permissible Time Allowance – Free Skates**

Teams are allowed to finish a free skate within 10 seconds plus or minus the required time. Any element started after the permissible time must not be marked and will have no value. Should the program be 30 or more seconds short of the prescribed range, no marks will be awarded. For IJS and 6.0 deductions, see the Synchronized Skating Rules & Resources page on the Members Only site.

- A. Senior free skate: 4:00 +/- 10 seconds
- B. Senior elite 12 free skate: 4:00 +/- 10 seconds
- C. Junior free skate: 3:30 +/- 10 seconds
- D. Novice free skate: 3:00 +/- 10 seconds
- E. Intermediate free skate: 3:00 +/- 10 seconds
- F. Juvenile free skate: 2:30 +/- 10 seconds
- G. Open juvenile free skate: 2:30 +/- 10 seconds
- H. Pre-juvenile free skate: 2:30 +/- 10 seconds
- I. Preliminary free skate: 2:00 +/- 10 seconds
- J. Collegiate free skate: 3:30 +/- 10 seconds
- K. Open collegiate free skate: 2:30 +/- 10 seconds
- L. Adult free skate: 2:30 +/- 10 seconds
- M. Masters free skate: 2:30 +/- 10 seconds
- N. Open adult free skate: 2:00 +/- 10 seconds
- O. Open masters free skate: 2:00 +/- 10 seconds

**9050 Composition of Synchronized Events****9051 Synchronized skating qualifying competitions consist of:**

- A. Senior, senior elite 12 and junior: a short program and a free skate
- B. All other event levels: free skate only

**9052 Number of Elements**

Must contain the following in any order, unless otherwise specified. Levels of difficulty, calling specifications, scale of values, and judging criteria can be found at [usfigureskating.org](http://usfigureskating.org).

- A. Senior short program consists of a maximum of five required elements.
- B. Senior free skate consists of a maximum of 10 elements.
- C. Senior elite 12 short program consists of a maximum of five required elements.
- D. Senior elite 12 free skate consists of a maximum of 10 elements.
- E. Junior short program consists of a maximum of five required elements.
- F. Junior free skate consists of a maximum of eight elements.
- G. Novice free skate consists of a maximum of seven elements.
- H. Intermediate free skate consists of a maximum of seven elements.
- I. Juvenile free skate consists of a maximum of six elements.
- J. Open juvenile free skate consists of a maximum of six elements.
- K. Pre-juvenile free skate consists of a maximum of six elements.
- L. Preliminary free skate consists of a maximum of five elements.
- M. Collegiate free skate consists of a maximum of eight elements.
- N. Open collegiate free skate consists of a maximum of six elements.
- O. Adult free skate consists of a maximum of six elements.
- P. Masters free skate consists of a maximum of six elements.
- Q. Open adult free skate consists of a maximum of five elements.
- R. Open masters free skate consists of a maximum of five elements.

**9060 General Requirements for the Short Program and Free Skate**

- A. Any music including vocal music using lyrics is permitted. However, the teams must skate the program in time to the music. Additions of the sounds of applause or cheers are not permitted.
- B. Element(s) will not be considered as attempted if the element does not meet the minimum requirements for Level Base.
- C. Creative innovations and variations are not features and are permitted in connections and required elements. Creative innovations will be reflected in the program components.
- D. The team must predominantly act as one unit. Division of the team into several units is allowed during the creative element and connections. Additionally, several units can be used as short connections if the element following the connection so requires (i.e. preparation for an intersection or beginning of a creative element).
- E. For creativity in linear elements (block and line) and in rotating elements (circle and wheel), skaters (a maximum of half of the team) may leave and rejoin an element as long as the minimum number of required skaters in the element is maintained.
- F. Features and additional features will be counted only once per element.
- G. All skaters must be joined/aligned to a spoke, line, circle, etc., during features for these to be counted.
- H. Some features may be executed at the same time as other features. Please see each element for the cases where this is not permitted.

- I. Mirror image pattern is permitted in the elements and connections unless otherwise published on the Members Only site.
- J. Step sequences of a complex variety may be used both in the elements and during connections.
- K. Turns/steps and linking steps may be used during element(s).
- L. Syncopated choreography may be used (other than in the step sequence, additional feature or features where correctly executed turns/edges are required to determine the difficulty level).
- M. The choreography and elements should be executed facing toward all sides of the ice rink.
- N. The programs not fulfilling the requirements will be penalized.

#### **9061 Short Program Requirements**

- A. Un-prescribed elements, additional elements or repetitions of elements which have failed are not allowed and will not be marked, and a deduction must be made if any of those elements are included (See the Members Only site). Basic element shapes up to and including Level 1, creative elements and/or artistic elements (any level) will not be considered as an un-prescribed or additional element(s).
- B. Connections necessary to link the required elements are permitted.
- C. Some features and additional features will be prescribed for each element in a short program. Features and additional features other than those required for each element in a short program may not be taken into consideration when determining the level of an element.
- D. Elements executed using the wrong shape will receive a penalty (See the Members Only site). A wrong shape would include examples such as team executing a four-spoke instead of a required three-spoke, or an angled intersection instead of a box intersection.
- E. Lifts may be used in senior short program and senior elite 12 short program (only when required as an element) (see rule 9160 (B)).
- F. Elements for Short Programs  
The required elements for the junior, senior elite 12 and senior short programs will be selected each season from the following list of synchronized skating elements and will be published annually on the Skating Rules & Resources page on the Members Only site. See rule 9000 (A).
  1. Artistic Element
  2. Creative Element
  3. Intersection Element
  4. Group Lift Element (senior and senior elite 12 only when required)
  5. Linear Element (Block or Line)
  6. Mixed Element
  7. Move Element
  8. No Hold Element
  9. Pair Element
  10. Pivoting Element (Block or Line)
  11. Rotating Element (Circle or Wheel)
  12. Synchronized Spin Element
  13. Traveling Element (Circle or Wheel)
  14. Twizzle Element

#### **9062 Free Skate Requirements**

- A. A free skate consists of a well-balanced program composed of elements and other linking movements reflecting the character of the music and/or expressing a concept, story, theme or idea of the team's own choice. A good program contains elements such as blocks, circles, creative element, intersections, lines, move element, pair element, synchronized spin element and wheels, etc., linked together harmoniously by a variety of connections and executed with a minimum of two footed skating. Synchronized skating refers to the quality of skating, importance of unison, the accuracy of formations and preciseness of the team, all incorporated into a program of a specified time limit.
- B. Other elements may be incorporated into the free skate and will be judged as connections as part of the Composition component.
- C. Features and additional features are optional in a well-balanced free skate. In order to increase the difficulty of the required elements in the free skate, Features and additional features may be incorporated into the free skating elements and will be called by the technical panel and evaluated by the judges.
- D. Lifts, un-sustained lifts and vaults may be used in senior, senior elite 12, junior and collegiate free skate (see rule 9160).
- E. Elements for the Free Skate  
All levels of free skates may consist of a maximum number of elements. The elements will be selected each season from the following list of synchronized skating elements and will be published annually on the Synchronized Skating Rules & Resources page on the Members Only site. See rule 9000 (A).
  1. Artistic Element
  2. Creative Element

3. Intersection Element
4. Group Lift Element (senior, senior elite 12 and collegiate only)
5. Linear Element (Block or Line)
6. Mixed Element
7. Move Element
8. No Hold Element
9. Pair Element
10. Pivoting Element (Block or Line)
11. Rotating Element (Circle or Wheel)
12. Synchronized Spin Element
13. Traveling Element (Circle or Wheel)
14. Twizzle Element

## 9100 Synchronized Skating Definitions and Criteria

### 9110 Definitions of General Terms

- A. *Additional Features*: A term for describing technical content that increases the difficulty of an element. Additional features such as step sequences, free skating moves, free skating elements and point of intersection are divided into groups according to their difficulty, which are issued in ISU Communications.
- B. *Axis*: Refers to the imaginary line(s) which divide the ice surface (long axis, short axis, diagonal axis, continuous axis). A turn(s) or pattern(s) is executed on an axis.
- C. *Axis of Intersection*: Refers to the axis where the skaters are passing/intersecting with one another. In the case of a collapsing intersection (box, triangle, etc.) the axis of intersection is defined as being the area within the shape once the corners have started to intersect and before the skaters exit the intersection and pass through the final corners.
- D. *Configuration*: The number of lines, spokes or circles in the element.
- E. *Connections*: Sections of the program that occurs within elements, during entrances and exits of elements, as connecting elements and executed in-between the required/optional elements.
- F. *Difficulty Groups of Elements*: All elements in synchronized skating are divided into groups of difficulty based on the number of features included. Difficulty groups are updated and published on the Synchronized Skating Rules & Resources page on the Members Only site.
- G. *Element*: A component that is part of a synchronized skating short program and/or free skate. Elements are divided into groups of difficulty.
- H. *Features*: Technical content that increases the difficulty of an element which may become part of the difficulty group of an element. Examples of features are body movement, pivoting, traveling, etc. The features for each element will be updated and published on the Members Only site.
- I. *Highlighting*: When one skater performs a movement that is away from and in contrast with the rest of the team.
- J. *Holds*: Basket weave, catch, hand, elbow, shoulder and no hold are some examples of different holds that may be used.
- K. *Interaction between elements, skaters and shapes/configurations*: The different elements, skaters and shapes/configurations cross paths, intersect, circle, mirror, pass by or are connected to each other, etc.
- L. *Point of Intersection*: An additional feature for the intersection element.
- M. *Skating Direction*: Either forward or backward (e.g. forward spirals and backward spirals).
- N. *Sub-grouping*: A subordinate or smaller group(s) without close relationship to the rest of the team; a division of the team into several smaller groups.
- O. *Syncopated Choreography*: Choreography or elements that have a rhythmic time delay in movement.
- P. *Series/Combination of Turns*: Consists of at least two different types of turns executed on one foot where the exit edge of one turn is the entry edge of the next turn.
- Q. *Sustained*: Movement or position held for three seconds or longer.
- R. *Stationary*: Skaters are on one spot and their blade(s) are moving (either gliding or by using the toe picks).
- S. *Stopping*: Skaters are standing in one place without movement of the blade(s).

### 9120 Definitions of Turns, Steps and Linking Steps

- A. *One Foot Turns*: A rotational movement in which the skater moves from forward to backward or backward to forward using one foot, and on an edge and axis.
  1. *Bracket*: A turn executed on one foot from an outside edge to an inside edge or an inside edge to an outside edge, with the exit curve continuing on the same lobe as the entry curve. The skater turns in the direction opposite to the curve.
  2. *Counter*: A turn executed on one foot from an outside edge to an outside edge or an inside edge to an inside edge, with the exit curve on a different lobe from the entry curve. The skater turns in the direction opposite to the entry curve (i.e. in the direction of the exit curve).
  3. *Rocker*: A turn executed on one foot from an outside edge to an outside edge or an inside edge to an inside edge, with the exit curve on a different lobe from the entry curve. The skater turns in the direction of the entry curve.
  4. *Three-Turn*: A turn executed on one foot from an outside edge to an inside edge or an inside edge to an outside edge, with the exit curve continuing on the same lobe as the entry curve. The skater turns in the direction of the curve.

- B. *Two Foot Turns*: A rotational movement from one foot to the other foot in which the skater moves forward to backward or backward to forward.
  - 1. *Choctaw*: A turn from one foot to the other in which the curve of the exit edge is opposite to that of the entry edge. The change of foot is from outside edge to inside edge or inside edge to outside edge. The entry and exit edge are of equal depth.
  - 2. *Mohawk*: A turn from one foot to the other in which the entry and exit curves are continuous and of equal depth. The change of foot is from an outside edge to an outside edge or an inside edge to an inside edge.
- C. *Twizzle*: A traveling turn on one foot with one or more rotations that quickly rotate with a continuous (uninterrupted) action. The weight remains on the skating foot with the free foot in any position during the turn. A series of checked three-turns is not acceptable, as this does not constitute a continuous action. If the traveling action stops during the execution, the twizzle becomes a solo spin.
- D. *Steps*: The visible tracing on the ice that is executed on one or two feet. It may consist of an edge, change of edge, or loop.
  - 1. *Edge*: The visible tracing on the ice produced by a skater skating on one foot that is on a distinct curve.
  - 2. *Change of edge*: The visible tracing on the ice that changes from one distinct curve to another distinct curve with no change of foot.
  - 3. *Loop*: A one foot movement where the skater skates an oval pattern using the same edge. The entry and exit of the loop must cross. The loop must be clean cut without scrapes or points.
- E. *Linking Steps*: May be used as connecting steps between turns in the step sequence additional features and in features.
  - 1. *Chassé*: A series of two edges (usually outside, inside) in which, on the second edge, the free foot is placed on the ice beside the skating foot but not ahead of or behind it, and the free foot is lifted with the blade parallel to the ice.
  - 2. *Cross Roll*: A roll started with the action of the free foot approaching the skating foot from the side so as to strike the ice almost at right angles to the skating foot, started forward with the feet crossed in front or backward with the feet crossed behind.
  - 3. *Crossover*: A sequence of two steps (push + cross) in which the free foot crosses the skating foot completely before it is placed onto the ice.
  - 4. *Dance Jump*: A small jump of not more than one revolution.
  - 5. *Flat*: The visible double tracing on the ice that is straight (imprinted by the skater skating on one foot on both edges of the blade).
  - 6. *Progressive/Run*: A step or sequence of steps in which the free foot passes the skating foot before it is placed on the ice, thereby bringing the new free foot off the ice trailing the new skating foot.
  - 7. *Small Hop*: A small jump without revolution.
  - 8. *Toe Steps*: A step where the skaters move from one toe pick to the other toe pick without jumping and with or without using rotations as they travel down the ice.
- F. *Terms used to describe turns, steps and linking steps*:
  - 1. *Different turns/steps*: Includes each of the listed types of turns and steps plus the four different methods of execution.
  - 2. *Different types of turns and steps*: Includes each of the listed turns and steps.
  - 3. *Difficult turns/steps*: Consists of rocker, counter, bracket, loop, twizzles with one-and-one-half rotations or more.
  - 4. *Listed turns and steps*: Consists of three-turn, mohawk, choctaw, twizzle, rocker, counter, bracket, loop.
  - 5. *Turning method*: A technique in which a rotational movement (turn or step) occurs using either the same/one lobe (bracket, three-turn, twizzle) or using two different lobes (counter, rocker) during the entry and exit of each turn.
  - 6. *Turn/step*: A term used when only one turn/step from the listed turns and steps is required.
  - 7. *Turns/steps*: A term used when at least any two turns/steps from the listed turns and steps are required.
  - 8. *Turns/steps and linking steps*: Terms used when at least any two turns from the listed turns and steps and linking steps are required.

### 9130 Definitions of Additional Features and Requirements

- A. *Free Skating Elements*: Elements such as jumps, jump combinations, jump sequences, assisted jumps, spins, lifts, death spirals, pair pivots and vaults are examples and are permitted in some levels in synchronized skating. Free skating elements are allowed in elements such as creative elements, group lift elements and pair elements, etc., or as a transitional move between elements to increase the difficulty of transitions and add variety/complexity to the program.
  - 1. *Assisted jump*: A jump in which a skater(s) provides passive assistance to another skater(s) in a non-supportive manner. The take off must be done by the skater who jumps. In this action there is a continuous ascending and descending movement. The hands of a skater(s) providing the passive assistance may rise higher than shoulder level height.
  - 2. *Butterfly (pair or individual)*: The body is already in a nearly horizontal position at the take off. The free leg makes a wide, powerful rotational swing upward so that it is higher than the upper part of the body and head. During the flight and on the landing, the body remains in a horizontal position. There is no number of revolutions required after the landing.
  - 3. *Jump*: A rotational type of movement during which both feet leave the ice. The list of jumps consist of split jump, Euler (half loop), waltz jump, flip, loop, toe loop, Salchow, Lutz, Axel and any jump of any revolution.

4. *Jump combination*: Consists of any number of jumps of at least one revolution that may be linked with turns, steps or with a slight touch down.
5. *Jump sequence*: Consists of any number of jumps of any revolutions that may be linked with small hops and dance jumps, immediately following each other while maintaining the jump rhythm (knee); there can be no crossovers or stroking between jumps during the sequence.
6. *Lift*: An action in which a skater(s) is lifted to any height, either by the lifting skaters, or by the lifted skater(s) themselves using body support from other skaters and will be counted as a lift when a skater is held off the ice for more than three seconds.
  - a. *Acrobatic lifts* are moves in which the skater is held only by either the blade(s), foot (feet) or leg(s) and swung around
    - i. All lifts where the lifted skater(s) is in a totally vertical sustained position with the top of their head toward the ice are considered dangerous and are therefore illegal.
    - ii. Lifts where the lifted skater is rotating around himself/herself are allowed, provided there is no sustained, totally vertical position with the top of their head toward the ice.
  - b. *Group lift* is an action in which one or more skaters is lifted and sustained to any height by two or more skaters. A lifting skater(s) must have at least one skate on the ice at all times.
  - c. *Pair lift* is an action in which one skater is lifted and sustained by one other skater.
  - d. *Types of lifts (pair lift or group lift) used in synchronized skating*:
    - i. *Stationary lift* is a lift that is executed on the spot (stationary location) by the lifting skater(s) who may or may not be rotating.
    - ii. *Gliding lifts (during the preparation, lift/execution and exit)*
      - All lifting skaters in a group lift or the supporting skater in a pair lift must be skating or gliding as they prepare for the lift.
      - The lifting skater(s) must continue to skate/glide as the lift is executed.
      - All skaters in a group lift or both skaters in a pair lift must continue to skate/glide during the exit of the lift.
      - The lifted skater must be set down (only if required) and after the lifted skater has been set down, all skaters must continue to skate/glide.
    - iii. *Rotational lift that glides and rotates at the same time*
      - The lifting skater(s) must continue to glide as the lift is executed (while rotating).
      - All skaters in a group lift or both skaters in a pair lift must be skating or gliding as they prepare for the lift. The lift must glide during the rotation. There is no minimum amount of ice coverage required for gliding either before, during or after the rotation.
      - The supporting skaters in a group lift or lifting skater in a pair lift must turn from forward to backward or visa versa using a two-footed three-turn or two-footed mohawk-like steps.
      - All skaters in a group lift or both skaters in a pair lift must continue to skate/glide during the exit of the lift. The lifted skater must be set down (only if required) and, after the lifted skater has been set down, all skaters must continue to skate/glide.
    - iv. *Un-sustained lift* is a group or pair lift in which one skater is lifted and put down, in a continuous ascending and descending movement. The lifted skater must be elevated for less than three seconds before being set down. This type of lift may be stationary or gliding. The lifted skater may vault up and/or down from the un-sustained lift.
7. *Pivot*:
  - a. *Death spiral*: A type of pair pivot in which the supported skater must skate on a clean edge with the body and head close to the ice surface. The supported skater must not touch the ice with the head or assist themselves with the free hand or any part of the body. Variations of arm hold (holding with one or both hands) and pivot position (backward, forward or a combination of both, with or without the toe pick) are possible.
  - b. *Pair pivot*: A type of pivot executed by two skaters where one of the skaters becomes the center point, and the supported skater is gliding around the center point.
8. *Spins*: A spinning movement with a minimum of three revolutions without interruption, performed on one foot (except a cross foot spin) on the spot and in the correct position.
  - a. *Types of spins*
    - i. *Solo spins*: The skaters are spinning as individuals on one foot without interruption.
    - ii. *Spin with a change of foot*: Must consist of one change of foot.
    - iii. *Spin combination*: Must include at minimum of two different basic positions (sit, camel, upright or any variation thereof). A change of foot may be executed in the form of a step over or jump.
    - iv. *Pair spin*: A spin skated by two skaters performed on the spot around a common axis simultaneously without interruption. The partners may be in different spinning positions and in any hold.
    - v. *Group spin*: A spin executed by three or more skaters, performed on the spot around a common axis simultaneously without interruption. The skaters may be in the same or different spinning positions, and in any hold.

- b. *Types of spinning positions*
  - i. *Camel spin*: The skater remains in a spiral position while rotating. The free leg (including the knee and foot) must be held at hip level or higher.
  - ii. *Sit spin*: The skater remains in a sit position while rotating. The supporting leg must be bent at least to a 90 degree angle. The thigh of the skating foot must be parallel to the ice surface.
  - iii. *Upright spin*: The skater is spinning in an upright position spinning. The arms and free foot may be held in a variety of positions.
- c. *Variations of an upright spin*
  - i. *Layback spin*: The skater must be leaning backwards with the head leaning away from the core axis of the body. The body must show a definite arch in the back.
  - ii. *Sideways leaning spin*: Must have at least a 45 degree angle from the torso to be credited.
- d. *Difficult variation of an upright spin*: A movement using the free leg which requires more physical strength and/or flexibility in order to execute the upright spin and therefore has an effect on the balance of the main body core.
  - i. *Biellmann spin (Biellmann position in a spin)*: The skater's free foot is pulled by one hand or both hands from behind to a position higher than the head and toward the top of the head close to the central axis of the skater.
  - ii. *Upright extension spin*: A spin where the skater's body remains upright with the free leg held at least at a 135 degree angle to the skating leg. The free leg may be held to the front or to the side. The free leg and skating leg should be straight. The free leg may be supported or unsupported.
- e. *Flying Spins*: A spin that must "fly" during the entry of the spin. No previous rotation on the ice before take off is permitted. The "flying position" may be executed in any position, but all skaters must be in the same flying position at the same time. A three-turn executed before the flight does not demonstrate a flying spin. After landing, all skaters must be in the same and correct spinning position.
- 9. *Throw Jumps*: Partner-assisted jumps in which one of the skaters is thrown into the air by another skater on the take off and lands, without assistance from the partner, on a backward outside edge. A throw jump may have any number of revolutions.
- 10. *Vault*: A vault of not more than one revolution in which a skater(s) provides passive assistance to another skater(s) who turns/revolves, head over heels (or vice versa) in a cartwheel or somersault action. In this action, there is a continuous ascending and descending movement, where the vaulting skater rotates/revolves.
- B. *Free Skating Moves*: Free skating moves such as lunges, spirals, Ina Bauers, spread eagles, hydroblading, Biellmann spiral, Charlotte, shoot the duck, etc., are permitted. Free skating moves are allowed in elements or as transitional moves between elements to increase the difficulty of transitions and add variety/complexity to the program.
  - 1. A "type" of free skating moves (fms) is a term that refers to each of the listed free skating moves in the difficulty groups of elements. Biellmann is considered a different type of fm than a spread eagle. Biellmann RFI is considered the same type as Biellmann RFO.
  - 2. "A subtype of free skating moves (fms)" refers to the same type of free skating moves executed using at least two of the eight different methods of execution.
  - 3. A free skating move executed with an outside edge is considered as a subtype of the same type of free skating move executed with an inside edge. A free skating move executed forward is considered to be a subtype of the same type of free skating move executed backward. A free skating move executed on the right foot is considered to be a subtype of the same type of free skating move executed on the left foot.
  - 4. "Same free skating move" is a term that includes one "type" of free skating move executed in the same position, on the same edge, on the same foot and in the same skating direction.
  - 5. To get credit for performing free skating move(s), each move must be held in the correct position and on the correct edge for at least three seconds.
  - 6. A free skating move with one change of edge must be held for a minimum of two seconds on each edge and for a total of four seconds. In the case when skaters change edges at different times, all skater(s) must hold the free skating move for at least two seconds on each edge.
  - 7. Types of free skating moves:
    - a. *Biellmann spiral*: The skater's free foot is pulled from behind to a position higher than the head and toward the top of the head close to the central axis of the skater.
    - b. *Charlotte*: A glide either forward or backward on an edge or a flat. The skater's body must bend forward a minimum of 135 degrees from upright so that the head and chest are close to the supporting leg. The free leg and supporting leg should be straight, with the free leg extended behind and held at a minimum of 135 degrees. The free leg may be supported or unsupported.
    - c. *Hydroblading*: The skaters must show a low sit-like position that is counter balanced, where the supporting leg is bent to at least 90 degrees (parallel to the ice) and the free leg and hands are not resting on the ice surface. The skater's torso, including the shoulders, are leaning far in toward the center of the circle, and the free leg is placed to the outside of that circle. The move must be executed on an edge and on one foot.
    - d. *Ina Bauer*: A two-footed movement in which the skater travels along the ice with one foot on a forward edge/tracing and the other on a matching backward edge/tracing on a different but parallel edge/tracing.

- e. *Lunge*: A movement, either forward or backward, on an edge or flat in which a skater travels along the ice with one supporting leg bent (with at least 90 degrees between the thigh and shin of the skating leg) and the other leg directed behind with the boot/blade touching the ice. The skater's torso may be upright, bent forward, leaning backward or to the side. The free leg may be straight or bent and may be held to the back or side. The free foot may be in any position.
  - f. *Shoot the Duck*: The skaters must show a low position where the supporting leg is bent to at least 90 degrees (parallel to the ice) and the free leg is not resting on the ice surface. The skater's torso may be upright or bent forward. The free leg may be straight or bent and may be held to the front or to the side. The move must be skated on an edge and on one foot.
  - g. *Spiral*: A glide on a forward or backward, inside or outside edge in an arabesque position. To be counted as a spiral, the free leg (including knee and foot) must be held higher than hip level. The position of the free leg may be backward, forward or sideways.
    - i. *Spiral with a change of edge and free leg position*: The free leg must remain at least at hip level or higher as it changes position. The free leg position may change from the front to the side or to the back, or any combination thereof.
    - ii. *Spiral variation*: A spiral position either to the front, side or back where the free leg is bent and supported (either by the same or another skater) or unsupported. The free leg must be held higher than hip level (including the knee and foot).
  - h. *Spread eagle*: A two-footed movement in which the skater skates with one foot on a forward edge and the other on a matching backward edge on the same track (e.g. outside and outside).
  - i. *Upright extension*: A glide on a forward or backward inside or outside edge where the skater's body remains upright with the free leg supported (either by the same or another skater) at least at a 135 degree angle to the skating leg. The free leg may be held to the back, front or to the side.
- C. *Point of Intersection*: The type of movement/rotation that the skaters are executing at the axis of intersection.
- D. *Step Sequence*:
1. A combination/series of different turning methods such as three-turn, bracket, choctaw, counter, loop, mohawk, rocker, twizzle, linking steps and short free skating moves used as part of an element such as the no hold element. Use of crossovers must be kept to a minimum. During the step sequence additional feature, all skaters must execute the same steps/turns in the same skating direction, on the same edge, at the same time, except to initiate or end a mirror image pattern. Linking steps, free skating moves, etc., may be different.
  2. Turn and step requirements: The requirements for turns and steps are as follows:
    - a. Steps and turns must be skated on recognizable edges and lobes.
    - b. Turns/steps that do not have sustained edges due to a quicker tempo will be counted as long as they are executed with clear/clean entry and exit edges.
    - c. Teams that use a good quality of skating but have shorter and quicker edges must not be penalized in the grades of execution.
    - d. When turns/steps and linking steps are used in a step sequence, the turns/steps and linking steps must be balanced in their distribution throughout the step sequence additional feature.

#### 9140 Definitions of Features and Requirements

- A. *Back to back approach*: Is shown when the skaters' backs (including shoulders and hips) are facing toward the axis of intersection, independently of the skating direction, during the entire approach phase. A pivoting entry with backward skating is also considered to be a back-to-back approach.
- B. *Balancing position (lift)*: The position of the lifted skater is stabilized mostly by their own strength. The lifted skater's position becomes precarious and influences (affects) their balance.
- C. *Body movement*: The use of the body parts (arms, legs, head, torso) when executing the turns and linking steps. The core changes from the center balanced position and that movement has a significant impact on the body's weight distribution over the blade.
- D. *Change of position*: An action where the spoke/lines/skaters change their order when compared to the start or when skaters within a spoke/line change position with each other.
- E. *Change of position during a free skating move*: If a skater begins on the right side of another skater, they must change to the left side of that same skater.
- F. *Change of position of a lifted skater*: Is shown when the lifted skater uses at least two different positions during a lift.
- G. *Choreographic sequence*: Consists of any kind of movements such as steps, turns, spirals, spread eagles, Ina Bauers, hydroblading, lunges, choreographic slide etc.
- H. *Choreographic slide*: Consists of a movement when a skater(s) slides across the ice in a controlled manner. The skater(s) may slide on one or both knees, their thigh or other parts of the body.
- I. *Extra features*: Short free skating moves, dance jumps, toe steps, small hops, body movements, etc.
- J. *Different configuration*: Is shown when the number of lines, spokes or circles changes during an element. Skaters have to move to form a new configuration.
- K. *Flexible position (lift)*: Includes but is not limited to front split, side split, 135 degree, backward arch in a semi-circle or full circle.



- L. *Intersecting*: Is a movement which occurs when there are only individual/solo skaters involved. The movement refers to an individual/solo skater passing in-between two other individual/solo skaters.
- M. *Interlocking*:
1. *Circle*: At least two circles rotating in opposite directions are linked together when individual skaters in one circle pass in-between at least two consecutive individual skaters of the other circle.
  2. *Wheel*: At least two wheels rotating in opposite directions where a spoke of each wheel passes in-between two consecutive spokes of the other wheel(s).
- N. *Mirror Image Pattern*: A mirror image pattern is shown when one half of the team uses a clockwise or counterclockwise direction and the other half of the team uses the opposite direction at the same time (counterclockwise or clockwise).
- O. *Passing through*: Is a movement which occurs when there is a pair(s) or group(s) of skaters involved. The movement refers to; (i) a skater (individual/solo, pair(s) or group(s)) passing in-between two other pair(s) and/or group(s) of skaters and/or (ii) a pair(s) or group(s) of skaters passing in-between two individual/solo skaters.
- P. *Pivoting*: A continuous action in one rotational direction when an individual skater, pair, line or block is rotating around a common center point. The common center point is permitted to remain stationary or progress across the ice.
1. *Change of pivot point*: In the pivoting block or pivoting line element, when the pivot point changes from one end of the line to the other. The pivot point is permitted to progress through the line(s). Retrogression is not permitted during a change of pivot point. Skaters may not cross their own old tracks as the pivot point is changing ends.
- Q. *Travel*: An action where a rotating element such as a circle or wheel is caused to move in a given direction or path for a required distance. The rotation and travel must occur at the same time. The path may be curved or straight.
- R. *Weaving*: An action when skaters pass each other by moving side to side, for example: changing from an outer circle to a center circle or vice versa depending on where they start.

### 9150 Definitions of Elements and Requirements

The detailed criteria for the requirements of elements will be updated together with features and additional features/extra features annually and published on the Members Only site.

A. The **artistic element** must meet the following criteria:

1. The artistic circle/artistic wheel begins once the configuration is recognized and starts to rotate with all skaters participating. The artistic block/artistic line begins once the configuration is recognized and is progressing along/across the ice with all skaters participating. The artistic element should be used to match the music in order to enhance the composition of the program. The element ends once the configuration breaks apart or a transition into another element or transitional element begins.
2. Artistic elements are those elements listed below which are considered to be the base of synchronized skating:
  - a. Artistic block: A block configuration with a minimum of three lines.
  - b. Artistic circle: A circle or multi-circle configuration.
  - c. Artistic line: A line configuration with one or two lines that may be straight or curved.
  - d. Artistic wheel: A wheel or multi-wheel configuration.
3. All skaters must participate in the artistic element

B. The **creative element** must meet the following criteria:

1. The creative element begins when the shape/requirements of the selected element is recognized. The creative element ends when the requirements for the element are met.
2. The creative element is a unique presentation of one or more synchronized skating element(s) which will be published annually on the Synchronized Skating Rules & Resources page on the Members Only site.

C. The **group lift element** must meet the following criteria:

1. The group lift element begins once the skaters begin to form their group for the lift, and it ends when the lifted skater is set down.
2. All skaters must participate in a group lift element either by being the lifted skater, by supporting the lifted skater or by executing a free skating element.
3. The group lift must meet the definition for group lifts (see rule 9130 (A)(6)(b)).
4. The free skating element(s), executed by the remaining skaters not participating in the lift, may be the same or different and executed at approximately the same time as the lift.
5. All skaters must act as a unit.

D. The **intersection element** must meet the following criteria:

1. The intersection element begins once the skaters begin the approach phase of the intersection, and it ends after the exit phase (phase 3) of the intersection and upon the start of the transition into a different element or transitional element.
2. All skaters must pass another skater during the intersection element. There are several different manners in which this can be executed.
3. Individual skaters may pass each other simultaneously or separately as long as each skater is involved in the intersection.
  - a. *Angled intersection*: An intersection where two lines are skating towards each other and the axis of intersection, from opposite sides/ends of the ice surface while remaining parallel to each other.

- b. *Collapsing intersections*: An intersection where skaters pass each other at different times using at least two different axes. Examples of a collapsing intersection are box, triangle or “L” intersection.
  - c. *Combined intersection*: An intersection that combines rotating element(s) such as a circle(s) and/or wheel(s) either with line(s) or rotating element(s) such as a circle(s) and/or wheel(s).
  - d. *Two line intersection*: An intersection where two lines are skating toward each other and the axis of intersection from different/opposite sides of the ice surface in a mirror image pattern.
  - e. *“V” intersection*: An intersection where two or more straight lines are pivoting and skating toward each other and the axis of intersection from two opposite sides/ends. Skaters pass each other at the same or different times.
  - f. *Whip intersection*: An intersection where the two lines approach each other starting from a half circle curve until the lead skaters of each line become back-to-back with the axis of intersection and then start to straighten before intersecting.
4. The intersection element may include an additional feature (point of intersection).
  5. The number of skaters in each line (part) of an intersection must be as equal as possible.
  6. *Phases of an Intersection Element*: Intersection elements have three phases, each of which must be included and executed correctly. There is no required length of time that each phase must be held.
    - a. *Phase 1 – Approach*: The moment that the shape of the intersection is established and the team starts moving toward the axis of intersection.
    - b. *Phase 2 – Point of Intersection*: The type of movement/rotation that the skaters are executing at the axis of intersection. See rule 9130 (C).
    - c. *Phase 3 – Exit of Intersection*: The moment following the axis of intersection when the skaters are moving away from the point of intersection.
- E. The **mixed element** must meet the following criteria:
1. The mixed element begins when at least two different synchronized skating elements are recognized. It ends once the transition into another element or transitional element begins.
  2. The mixed element consists of at least two different synchronized skating elements.
  3. The two or more different shapes/configurations having interaction with each other. The shapes/configurations may cross paths, intersect, circle, mirror, pass by and/or be connected to each other, etc.
  4. Choice of shapes/configuration are: block, circle, line and wheel.
    - a. If using a block there must be a minimum of three lines.
    - b. If using a circle the circle shape must be recognizable.
    - c. If using a line there must be a maximum of two lines.
    - d. If using pairs, there must be a minimum of two pairs.
    - e. If using a wheel there must be a minimum of one spoke with at least three skaters.
- F. The **move element** must meet the following criteria:
1. The move element begins at the start of the free skating move, and it ends with the completion of the free skating move(s).
  2. The move element consists of free skating move(s).
  3. Any connection, including connections resembling an intersection, is permitted during the free skating move (see rule 9160 for illegal elements).
  4. All the skaters must act as a unit.
  5. The move element may include an additional feature (free skating moves).
- G. The **no hold element** must meet the following criteria:
1. The no hold element may include an additional feature (step sequence) executed with a no hold.
  2. The no hold element begins when the skaters are in a no hold and form a closed block, no matter where the closed block is placed on the ice. The no hold element ends at any place on the ice surface when the block breaks upon the start of a transition into a different element or transitional element, or when all or some of the skaters deliberately touch each other and/or take a hold.
  3. Linking steps, free skating moves and body movements, etc., may be different and executed at different times.
- H. The **pair element** must meet the following criteria:
1. The pair element begins once the pairs are formed by the entire team and ends when the pairs break apart.
  2. The pair element may consist of free skating elements, free skating moves, step sequences or other skating movements.
  3. The pairs must act as a unit.
  4. All pairs must perform the same movement at the same time.
- I. **Pivoting and linear elements**
1. The **block element** must meet the following criteria:
    - a. The block element begins once the configuration is recognized and is progressing along/across the ice with all skaters participating. It ends when the block configuration is broken up by the transition into a different element or transitional element.
    - b. A block configuration must have a minimum of three straight lines.
    - c. All skaters must be attached for most of the time.
    - d. Any type of pattern may be used (example: straight line, diagonal, circular, serpentine or any variety thereof).

2. The **line element** must meet the following criteria:
  - a. The line element begins once the configuration is recognized and is progressing along/across the ice with all skaters participating in the configuration, and it ends when the line(s) breaks apart upon the start of a transition into a different element or transitional element.
  - b. There may be one or two straight lines, which must be as equal as possible in terms of the number of skaters in each line.
  - c. If there are two lines, these two lines may be joined or separate and may pass by each other.
- J. The **synchronized spin element** must meet the following criteria:
  1. The synchronized spin element begins with the entry edge into the spin and ends when the skaters stop spinning.
  2. Any solo spin or pair spin can be used.
  3. The rotation of the spin can be clockwise, counterclockwise or a combination of both directions.
  4. The skaters may use the same or different rotational directions.
  5. The movements of the skaters during all phases of the spin should be completely synchronized.
  6. The synchronized spin element is described using three phases. Each of the three phases must be included.
    - a. *Phase 1 – Entry*: The moment the skater(s) steps onto the entry edge.
    - b. *Phase 2 – Rotation(s)*: The number of times a skater(s) rotates.
    - c. *Phase 3 – Exit*: The moment when the skater(s) stops spinning.
- K. **Traveling and rotating elements**
  1. The **circle element** must meet the following criteria:
    - a. The circle element begins once the circle is recognized and starts to rotate with all skaters participating in the configuration. It ends when the configuration is broken, stops rotating and begins a transition into a different element or transitional element.
    - b. A circle must have a minimum of four skaters.
  2. The **wheel element** must meet the following criteria:
    - a. The wheel element begins once the configuration is recognized and starts to rotate with all skaters participating in the configuration. It ends when the wheel configuration is broken, stops rotating and begins a transition into a different element or transitional element.
    - b. There must be at least three skaters in each spoke.
    - c. Spokes may be straight, curved or of different lengths.
    - d. A variation of a wheel configuration is defined as a deviation of a basic wheel shape where skaters are attached to the wheel or a spoke and rotating around a pivot point.
    - e. Basic wheel shapes are defined as follows:
      - i. One, two (or “S” wheel), three, four or five spoke wheel;
      - ii. Interlocking wheels;
      - iii. Two-line parallel wheel.
- L. The **twizzle element** must meet the following criteria:
  1. The twizzle element begins with the entry of the first twizzle and ends when all skaters complete the last twizzle.
  2. The twizzle element consists of a series of at least two twizzles.

## 9160 Illegal Elements, Features, Additional Features, Movements

- A. All categories (short program and/or free skate)
  1. Illegal lifts as defined in rule 9130 (A)(6)
  2. Intersections incorporating back spirals
  3. Flying camel spins executed by the entire team
  4. Split jump through the point of intersection
- B. Senior, Senior Elite 12 and Junior Short Program
  1. Lifts and un-sustained lifts of any variety unless required
- C. Novice Free Skate
  1. Lifts and un-sustained lifts of any variety
  2. Vaults
- D. Intermediate, Juvenile, Open Juvenile, Pre-Juvenile, Preliminary, Open Collegiate, Adult, Masters, Open Adult and Open Masters Free Skate
  1. Lifts and un-sustained lifts of any variety unless required
  2. Vaults
  3. Throw jumps
  4. Assisted jumps of more than one revolution
  5. Jumps of more than one revolution at the masters, pre-juvenile, preliminary, open juvenile, open collegiate, open adult and open masters levels
  6. Jumps through the point of intersection or stepping over clasped hands

**9400 Synchronized Skating Test Qualifications and Age Requirements**

Test qualifications are as of the closing date for entries. Age requirements are as of the preceding July 1.

<b>Competitive Level</b>	<b>Minimum Test Qualifications</b>	<b>Age Requirements</b>
Preliminary	Preliminary <u>skating skills</u> or higher (standard or Skate United track)	8-20 skaters who are 13 years of age and younger
Pre-Juvenile	2023-24: Preliminary <u>skating skills</u> or higher (standard or Skate United track) 2024-25: <u>Pre-bronze skating skills</u> or higher (standard or Skate United track)	8-20 skaters who are 17 years of age and younger
Open Juvenile	None	8-20 skaters who are 19 years of age and younger
Juvenile	<u>Bronze skating skills</u> or higher (standard or Skate United track)	12-20 skaters who are 13 years of age and younger
Intermediate	<u>Pre-silver skating skills</u> or higher (standard or Skate United track)	12-20 skaters who are 19 years of age and younger
Novice	<u>Silver skating skills</u> or higher (standard or Skate United track)	12-20 skaters who are 19 years of age and younger
Junior	<u>Pre-gold skating skills</u> or higher (standard or Skate United track)	12-16 skaters who are 13 through 19 years of age (Note for ISU competitions, you must follow ISU requirements)
<u>Senior Elite 12</u>	<u>Gold skating skills</u> (standard or Skate United track)	<u>2023-24: 12 skaters who are 16 years of age or older</u> <u>2024-25: 12 skaters who are 17 years of age or older</u>
Senior	<u>Gold skating skills</u> (standard or Skate United track)	2023-24: 16 skaters who are <u>16</u> years of age or older 2024-25: 16 skaters who are <u>17</u> years of age or older
Open Collegiate	None	8-20 skaters, all of whom must have a high school diploma or equivalent and be enrolled in a degree program at a college or university and must be full-time students as recognized by the college or university they attend
Collegiate	<u>Bronze skating skills</u> or higher (standard or Skate United track)	12-20 skaters, all of whom must have a high school diploma or equivalent and be enrolled in a degree program at a college or university and must be full-time students as recognized by the college or university they attend
Open Adult	None	8-20 skaters who are 18 years of age or older
Adult	At least one of the following: (standard or Skate United track) • Preliminary <u>skating skills</u> or higher, or • Adult bronze <u>skating skills</u> or higher, or • Partnered preliminary pattern dance test or higher, • Solo preliminary pattern dance test or higher, or • Preliminary figure or higher	12-20 skaters who are 18 years of age or older
Open Masters	None	8-20 skaters who are 25 years of age or older
Masters	None	12-20 skaters who are 25 years of age or older

## 9900 Marking of Synchronized Skating – 6.0 and IJS

### 9910 Marking of Synchronized Skating – 6.0 System

9911 The 6.0 system is marked on a scale from 0 to 6, of which:

0.0 = Not Skated	4.0 = Good
1.0 = Very Poor	5.0 = Very Good
2.0 = Poor	6.0 = Outstanding
3.0 = Mediocre	

- A. Decimals to one place are permitted as further intermediate values (e.g. 3.8, 4.4, 5.5).
- B. When deserved, a judge may award the mark of 6.0 either in the first mark or in the second mark, but not in both, except for the last competitor.

### 9912 Marking of the Synchronized Skating Free Skate – 6.0 System

In any synchronized skating event that is judged under the 6.0 system, two marks are awarded on a scale from 0 to 6 as in rule 9911. The first mark is for technical elements and the second mark is for program components.

- A. For the marking of the technical elements, see rule 9921 (D)(3). In addition, the judges must consider:
  1. Difficulty of the performance (with no credit given for portions thereof which are missed);
  2. Variety;
  3. Cleanness and sureness;
  4. Speed.
- B. For the marking of the program components, see rule 9922.
- C. Every failure in the technical elements must be reflected only in the first mark according to the importance of the element failed or omitted and the gravity of the mistake itself, since there is no direct relationship between the first and second marks. However, marks must be deducted for failures in the second mark if the harmonious and artistic aspects of the program are involved.
- D. The chair of the Synchronized Development and Technical Committee, in consultation with the judging representative on the Synchronized Development and Technical Committee, will determine the deductions on the Synchronized Skating Rules & Resources page on the Members Only site by July 1 each season.
- E. An element is omitted when it is not tried. Any element started after the maximum allowable program length (as identified under rules 9411 through 9531) will be considered as omitted in the marking and will incur a deduction. For 6.0 deductions, see the Synchronized Skating Rules & Resources page on the Members Only site.
- F. A whistle will be blown by the referee when the allowable time has elapsed, and the judges must cease judging the performance. If the team fails to finish the program within the time limit, there will be a deduction. For 6.0 deductions, see the Synchronized Skating Rules & Resources page on the Members Only site.
- G. When illegal or non-permitted elements are included, a deduction must be made for each forbidden element performed. For 6.0 deductions, see the Synchronized Skating Rules & Resources page on the Members Only site.
- H. If the music is not according to the requirements, a deduction will be incurred. For 6.0 deductions, see the Synchronized Skating Rules & Resources page on the Members Only site.

## 9920 Marking of Synchronized Skating – IJS

### 9921 Technical Score – Synchronized Skating – IJS

The guidelines for the marking of the technical score are updated and published on the Members Only site.

- A. *Scale of Values*: The scale of values of the synchronized skating elements will be updated and published on the Members Only site. The scale of values contains base values of all the elements and the numerical values of the grades of execution.
- B. *Base Values*: The technical panel will determine the name and, when required, the level of difficulty of every element. Base values of elements are measured in points and are indicated in the scale of values table. They increase with the increasing difficulty of the elements. The difficulty of the elements depends on their levels of difficulty.
- C. *Levels of Difficulty of Elements*: The descriptions of characteristics (features) that give an element a certain level of difficulty is updated and published on the Members Only site. Required and optional elements are divided into groups depending on their difficulty, except elements designated with a fixed base value in the list of elements.
- D. *Grade of Execution (GOE)*:
  1. Each judge must mark the quality of execution of every element depending on the positive or negative features of the execution and any errors present.
  2. The GOE is marked from +5, +4, +3, +2, +1, 0 (base value), -1, -2, -3, -4, -5.
  3. The guidelines for determining the grade of execution for each element will be updated and published on the Members Only site.
- E. *Features/Additional Features*: The additional features (step sequences, free skating moves/elements, point of intersection) and features are divided into the groups according to their difficulty.

- F. *Illegal Elements/Features/Additional Features/Movements*: Every illegal element/feature/additional feature/movement (see rule 9160) performed in the program will be penalized by a deduction. For IJS deductions, see the Synchronized Skating Rules & Resources page on the Members Only site. If an illegal movement is performed during the execution of any element or connecting element, the element/feature/additional feature/movement will be called as follows:
1. The element will be called "no value" and a deduction will be applied if the illegal movement is the element;
  2. The element is called, but the feature is not counted, and a deduction is applied if the illegal movement is included in the feature;
  3. The element is called, but the additional feature is not counted, and a deduction is applied if the illegal movement is included in the additional feature.
  4. A deduction is applied if the illegal movement is included during a connection.

## 9922 Program Component Score – Synchronized Skating – IJS

In addition to the total element score, the team's whole performance is evaluated by three program components: (1) Composition, (2) Presentation and (3) Skating Skills. For synchronized skating, there must be equal demonstration of the criteria by all skaters.

### A. Definitions and criteria for analyzing the program components

1. **Composition**: The intentional, developed and/or original arrangement of the repertoire of all types of movements into a meaningful whole according to the principles of proportion, unity, space, pattern and musical structure. In evaluating the Composition, the following must be considered:
  - a. Unity;
  - b. Connections between and within elements;
  - c. Pattern and ice coverage;
  - d. Multidimensional movements and use of space;
  - e. Choreography reflecting musical phrase and form.
2. **Presentation**: The demonstration of engagement, commitment and involvement based on an understanding of the music and composition. In evaluating the Presentation, the following must be considered:
  - a. Expressiveness and projection;
  - b. Variety and contrast of energy and of movements;
  - c. Musical sensitivity and timing;
  - d. Unison, oneness and awareness of space.
3. **Skating Skills**: The ability of the skater to execute the skating repertoire of steps, turns and skating movement, with blade and body control. In evaluating the Skating Skills, the following must be considered:
  - a. Variety of edges, steps, turns, movements and directions;
  - b. Clarity of edges, steps, turns, movements and body control;
  - c. Balance and glide;
  - d. Flow;
  - e. Power and speed.

### B. Marks for Program Components

1. Program components are marked on a scale of 0.25 to 10.00 in increments of 0.25, with a separate mark given for each program component, of which:

0.25-0.75 =	Extremely poor	5.00-5.75 =	Average
1.00-1.75 =	Very poor	6.00-6.75 =	Above average
2.00-2.75 =	Poor	7.00-7.75 =	Good
3.00-3.75 =	Weak	8.00-8.75 =	Very good
4.00-4.75 =	Fair	9.00-9.75 =	Excellent
		10.00 =	Outstanding

2. Increments are used for evaluation of performances containing some features of one degree and some of the next degree.
3. Guidelines for judging are published and updated on the Members Only site.

## 9923 Deductions and Reductions – Synchronized Skating – IJS

- A. Reductions for synchronized skating are updated yearly and published on the Synchronized Skating Rules & Resources page on the Members Only site. Reductions for breaks, stumbles, falls and collisions in the required elements will be made by judges in the grade of execution.
- B. Deductions from the total score are applied for each violation. For IJS deductions, see the Synchronized Skating Rules & Resources page on the Members Only site.
- C. Every failure in the required elements must be reflected only in the technical score according to the importance of the element failed or omitted and the gravity of the mistake itself, since there is no direct relationship between the technical score and the program component score. However, deductions for failures must be made in the program component score if other program components are involved. An element and feature and additional feature/extra feature is omitted when it is not tried.

# Skating Skills Diagrams

## Table of Contents for Skating Skills Diagrams

### **Pre-Preliminary Skating Skills**

Forward Perimeter Stroking.....	SS-3
Basic Consecutive Edges .....	SS-4
Forward Right and Left Foot Spirals .....	SS-5
Waltz Eight.....	SS-6

### **Standard and Skate United Preliminary Skating Skills**

Forward and Backward Crossovers .....	SS-7
Consecutive Outside and Inside Spirals.....	SS-8
Forward Power Three-Turns .....	SS-9
Alternating Forward Three-Turns .....	SS-10
Forward Circle Eight.....	SS-11
Alternating Backward Crossovers to Backward Outside Edges.....	SS-12

### **Standard and Skate United Pre-Bronze Skating Skills**

Forward and Backward Perimeter Power Stroking.....	SS-13
FO-BI Three-Turns in the Field .....	SS-14
FI-BO Three-Turns in the Field .....	SS-15
Forward and Backward Power Change of Edge Pulls .....	SS-16
Backward Circle Eight .....	SS-17
Five-Step Mohawk Sequence.....	SS-18

### **Standard and Skate United Bronze Skating Skills**

Stroking: Forward Power Circle .....	SS-19
Stroking: Backward Power Circle.....	SS-20
Eight-Step Mohawk Sequence .....	SS-21
Forward and Backward Free Skate Cross Strokes .....	SS-22
Backward Power Three-Turns.....	SS-23
Forward Double Three-Turns.....	SS-24

### **Standard and Skate United Pre-Silver Skating Skills and Adult Intermediate Skating Skills**

Backward Double Three-Turns .....	SS-25
Spiral Sequence.....	SS-26
Brackets in the Field Sequence .....	SS-27
Forward Twizzles .....	SS-28
Inside Slide Chassé Pattern .....	SS-29

### **Standard and Skate United Silver Skating Skills and Adult Novice Skating Skills**

Inside Three-Turns/Rocker Choctaws.....	SS-30
Forward and Backward Outside Counters .....	SS-31
Forward and Backward Inside Counters .....	SS-32
Forward Loops .....	SS-33
Backward Rocker Choctaw Sequence .....	SS-34
Backward Twizzles .....	SS-35

### **Standard and Skate United Pre-Gold Skating Skills and Adult Junior Skating Skills**

Forward and Backward Outside Rockers.....	SS-36
Forward and Backward Inside Rockers .....	SS-37
Power Pulls.....	SS-38
Choctaw Sequence .....	SS-39
Backward Loop Pattern.....	SS-40
Straight Line Step Sequence .....	SS-41

### **Standard and Skate United Gold Skating Skills and Adult Senior Skating Skills**

Sustained Edge Step.....	SS-42
Spiral Sequence.....	SS-43
BO Power Double Three-Turns to Power Double Inside Rockers .....	SS-44
BI Power Double Three-Turns to Power Double Outside Rockers .....	SS-45
Serpentine Step Sequence .....	SS-46

**Adult Pre-Bronze Skating Skills**

Forward Perimeter Stroking..... SS-47  
Basic Consecutive Edges ..... SS-48  
Forward Right and Left Foot Spirals ..... SS-49  
Waltz Eight..... SS-50

**Adult Bronze Skating Skills**

Forward and Backward Crossovers ..... SS-51  
Forward and Backward Perimeter Power Stroking..... SS-52  
Forward Power Three-Turns ..... SS-53  
Alternating Backward Crossovers to Backward Outside Edges ..... SS-54  
Forward Circle Eight..... SS-55  
Five-Step Mohawk Sequence..... SS-56

**Adult Silver Skating Skills**

Eight-Step Mohawk Sequence ..... SS-57  
Forward and Backward Free Skate Cross Strokes ..... SS-58  
FO-BI Three-Turns in the Field ..... SS-59  
FI-BO Three-Turns in the Field ..... SS-60  
Consecutive Outside and Inside Spirals..... SS-61  
Forward and Backward Power Change of Edge Pulls ..... SS-62

**Adult Gold Skating Skills**

Stroking: Forward Power Circle ..... SS-63  
Stroking: Backward Power Circle..... SS-64  
Forward Double Three-Turns..... SS-65  
Backward Double Three-Turns ..... SS-66  
Backward Circle Eight ..... SS-67  
Brackets in the Field..... SS-68

**Adaptive Pre-Bronze Skating Skills**

Forward Perimeter Stroking..... SS-69  
Basic Consecutive Forward Edges..... SS-70  
Forward Crossovers ..... SS-71

**Adaptive Bronze Skating Skills**

Forward and Backward Crossovers ..... SS-72  
Forward Right and Left Foot Spirals or Lunges ..... SS-73  
Basic Consecutive Backward Edges ..... SS-74  
Alternating Forward Three-Turns ..... SS-75

**Adaptive Silver Skating Skills**

Forward and Backward Perimeter Power Stroking..... SS-76  
Five-Step Mohawk Sequence..... SS-77  
Forward Circle Eight..... SS-78  
Circular Sequence ..... SS-79  
Waltz Three-Step Sequence..... SS-80

**Adaptive Gold Skating Skills**

Eight-Step Mohawk Sequence ..... SS-81  
Forward and Backward Free Skate Cross Strokes ..... SS-82  
Alternating Right Forward Changes of Edge and Left Forward Three-Turns ..... SS-83  
Alternating Left Forward Changes of Edge and Right Forward Three-Turns ..... SS-84  
Alternating Backward Crossovers to Backward Outside Edges ..... SS-85  
Backward Circle Eight ..... SS-86

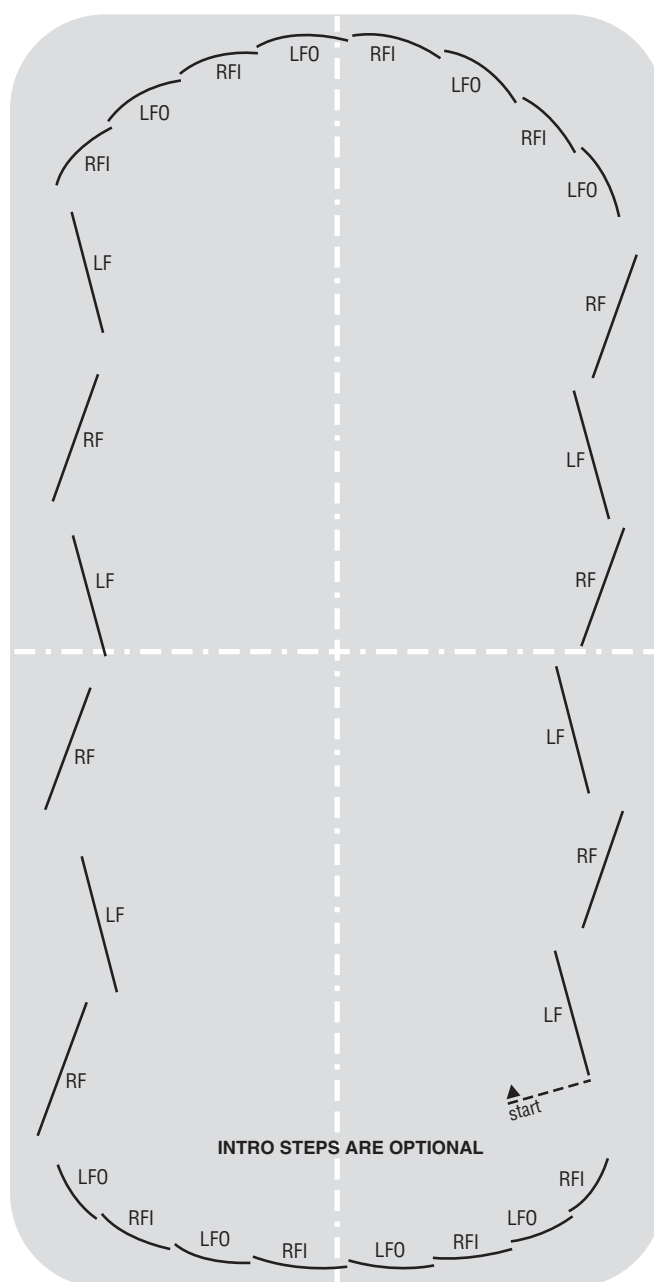


## Pre-Preliminary 1

### Forward Perimeter Stroking

The skater will perform four to eight straight strokes depending on the length of the ice and the strength of the skater, with crossovers around the ends, using the full ice surface and for one full lap of the rink (in both directions). Introductory steps are optional.

Focus: Power and extension



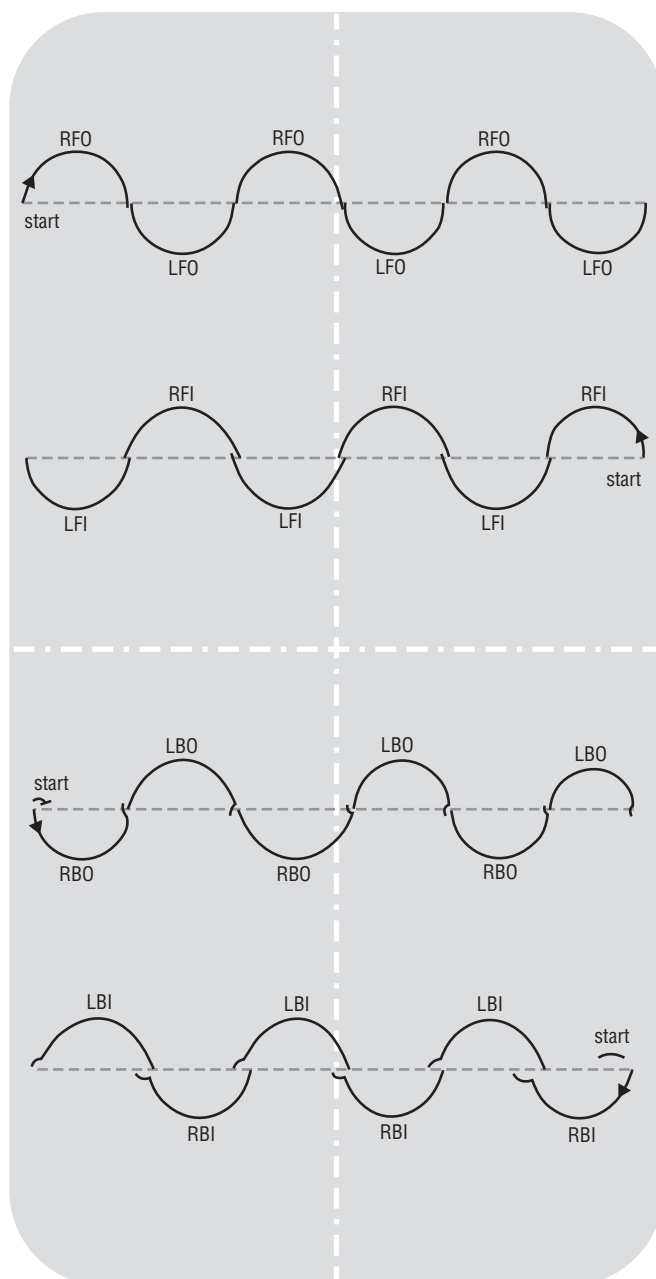
## Pre-Preliminary 2

### Basic Consecutive Edges

- Forward outside edges
- Forward inside edges
- Backward outside edges
- Backward inside edges

Starting from a standing position the skater will perform four to six half circles, alternating feet, using an axis line such as a hockey line. The skater may start each set on either foot, but they must be skated in the order listed.

Focus: Edge quality

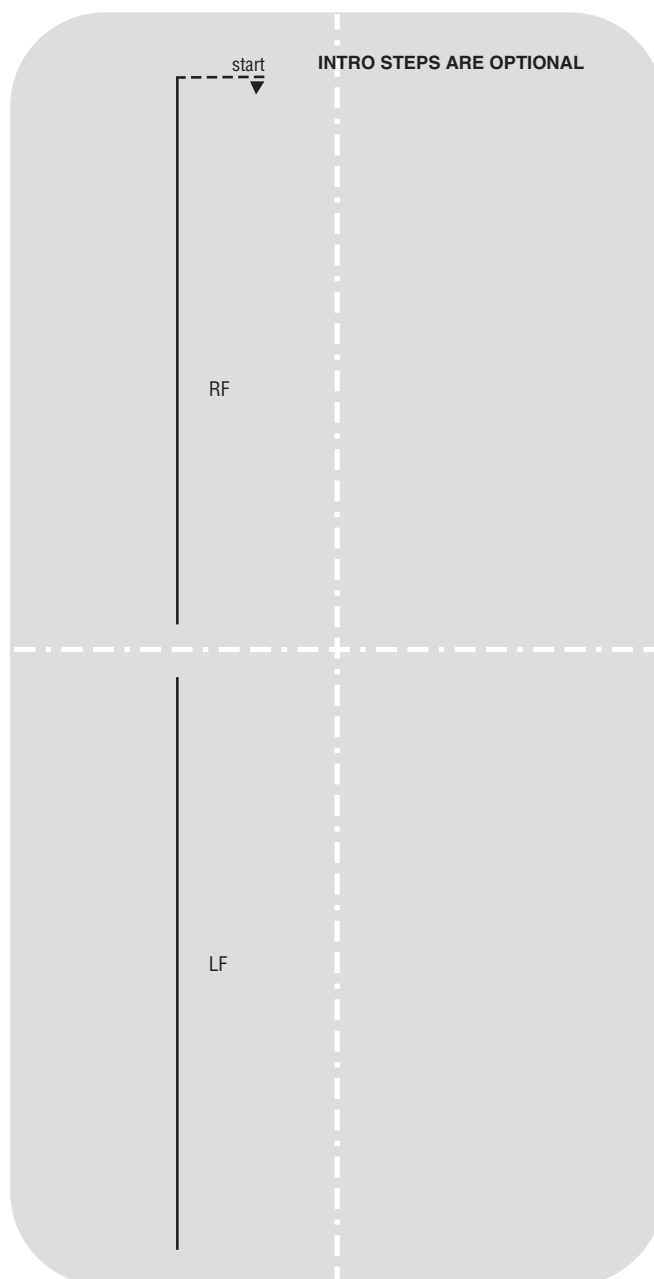


## Pre-Preliminary 3

### Forward Right and Left Foot Spirals

The skater will perform right foot and left foot spirals down the length of the rink maintaining a spiral position on each foot for approximately four seconds with extended leg held at the hip level or higher. The skater may be on flats and may start on either foot. Introductory steps are optional.

Focus: Extension

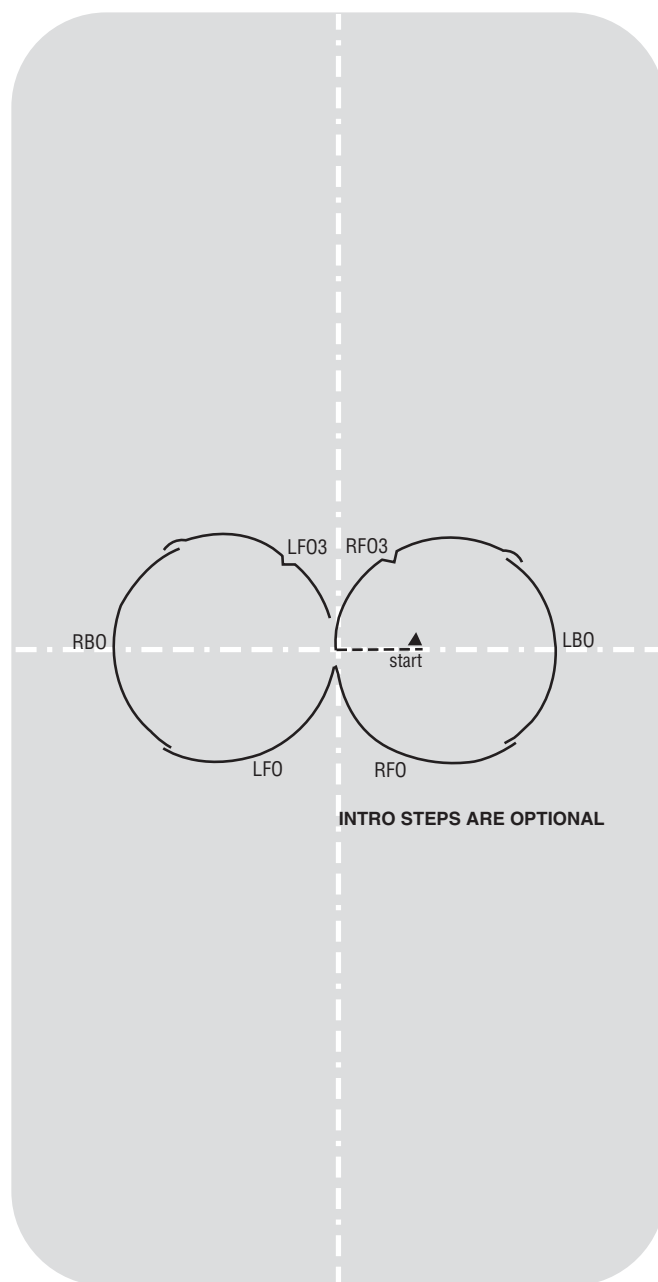


## Pre-Preliminary 4

### Waltz Eight

The skater will perform the waltz eight, using large circumference circles, completing two patterns on each foot, performed with control. This move may start on either foot. Introductory steps are optional or may begin from a standing start. The skater may mark the center.

Focus: Edge quality

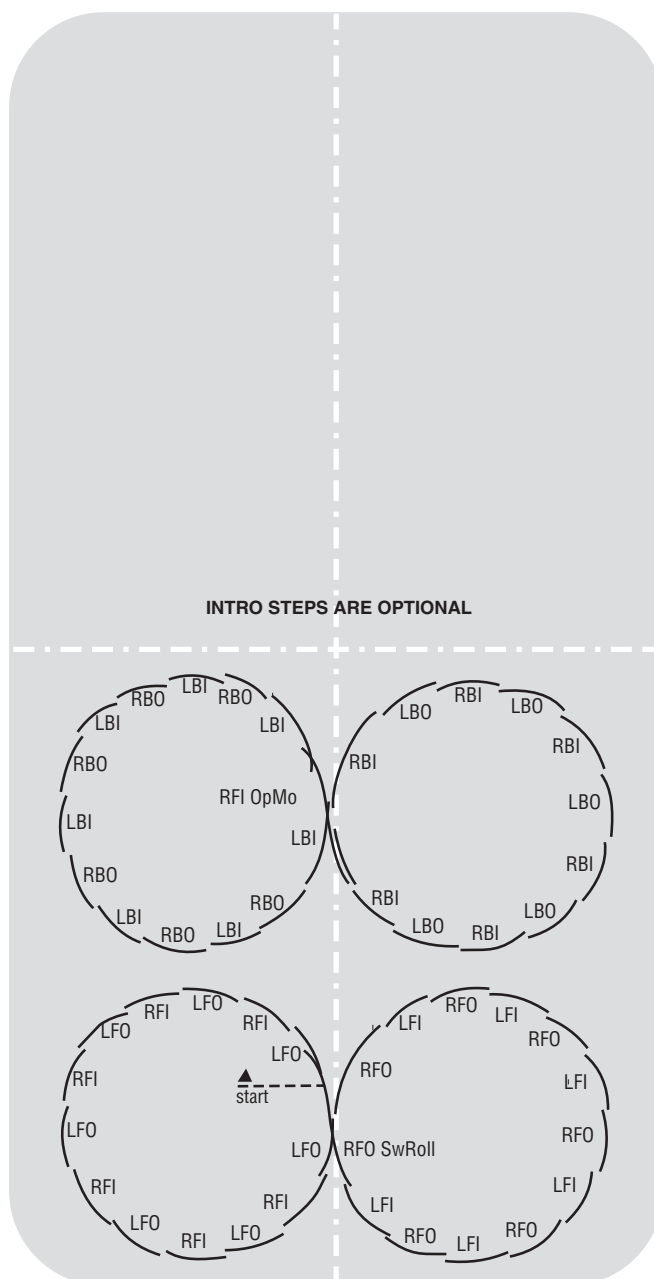


# Standard and Skate United Preliminary 1

## Forward and Backward Crossovers

The skater will perform forward crossovers in a figure eight pattern. It is expected that the skater will perform the transition between circles on one foot. Four to six crossovers per circle are recommended. Upon completing the forward figure eight, the skater will perform a swing roll and change of edge to an open mohawk in order to turn from forward to backward and continue the figure eight pattern with four to six backward crossovers per circle. This move may start in either direction. Introductory steps are optional.

Focus: Power

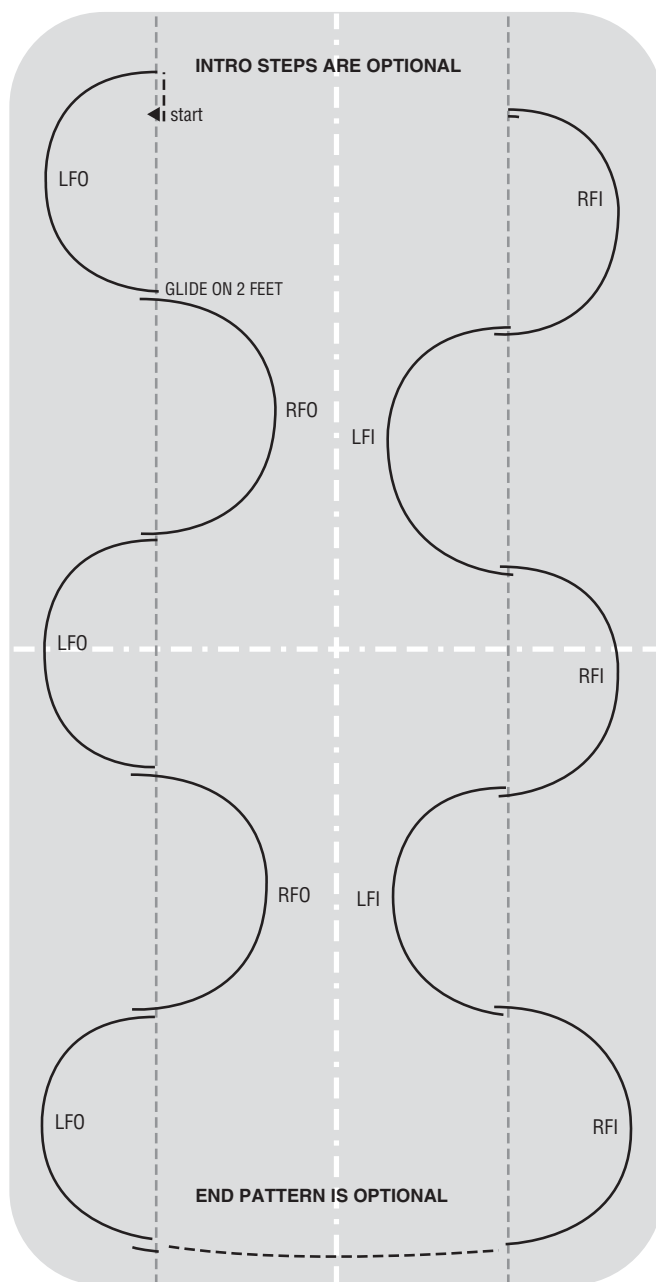


## Standard and Skate United Preliminary 2

### Consecutive Outside and Inside Spirals

The skater will perform right foot and left foot spirals. The outside edge spirals will be skated for the first length of the rink. Forward crossovers may be utilized (optional) around the end of the rink. Forward inside edge spirals will be skated for the second length of the rink. The exact number of spirals will depend on the size of the rink and the strength of the skater, however a minimum of four spirals down each length of the rink must be skated. The extended leg in the spiral should be held at hip level or higher. Introductory steps are optional.

Focus: Extension and edge quality

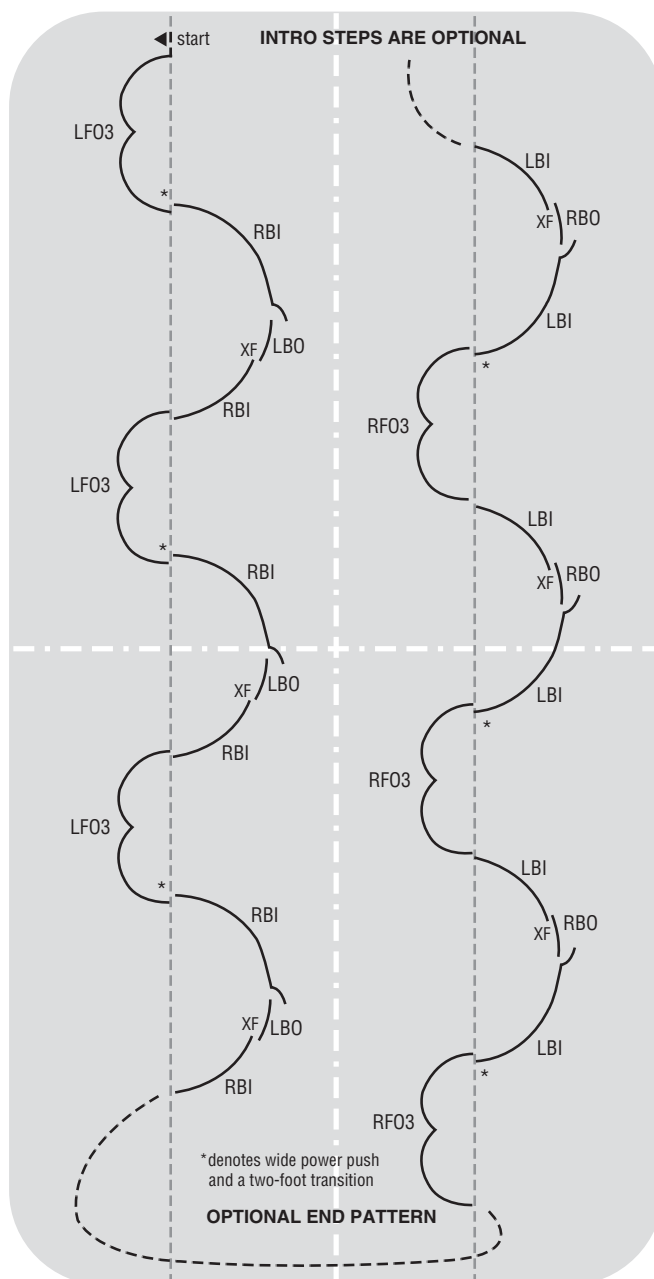


## Standard and Skate United Preliminary 3

### Forward Power Three-Turns

The skater will perform forward outside three-turns to a balance position followed by a backward crossover. Three to six sets of three-turns will be skated depending on the length of the ice surface. Skaters may begin this move with either right or left foot three-turns. On the second length of the rink, the three-turns will be skated on the opposite foot. Introductory steps and backward crossovers around the end of the rink are optional.

Focus: Power

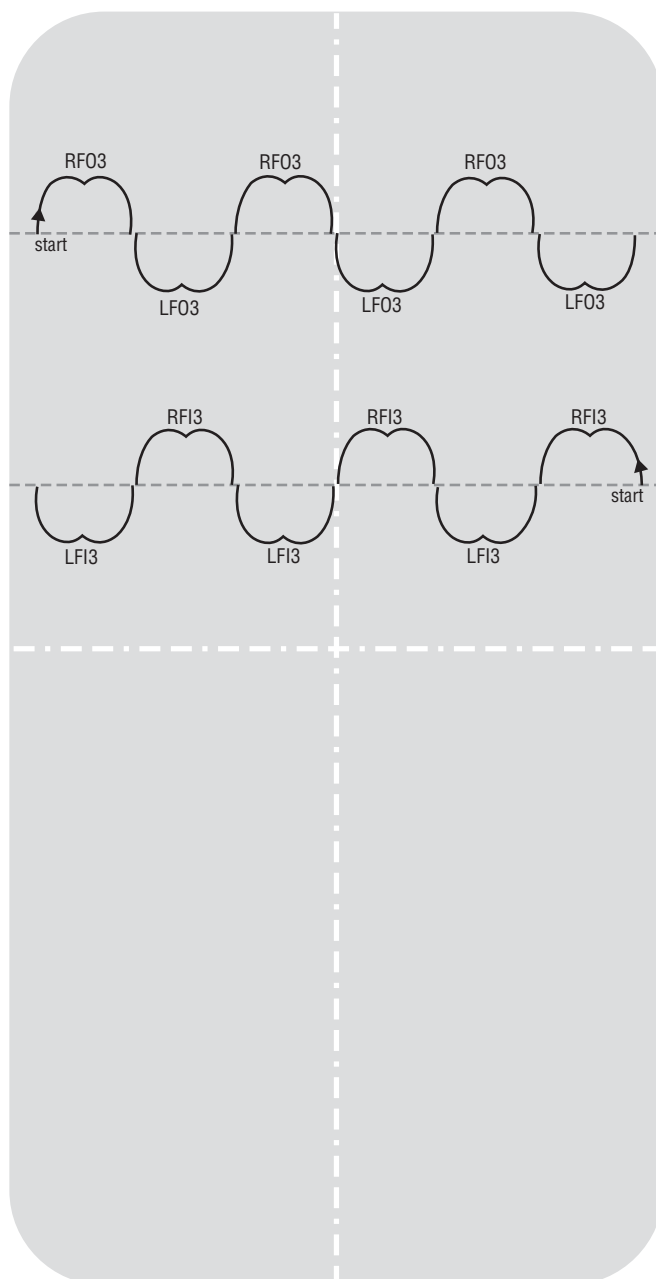


## Standard and Skate United Preliminary 4

### Alternating Forward Three-Turns

Starting from a standing position the skater will perform alternating forward outside three-turns for the width of the rink. The skater will then perform forward inside alternating three-turns for the second width of the rink. The size of the rink and strength of the skater will determine the number of three-turns skated. This move may start on either foot.

Focus: Edge quality



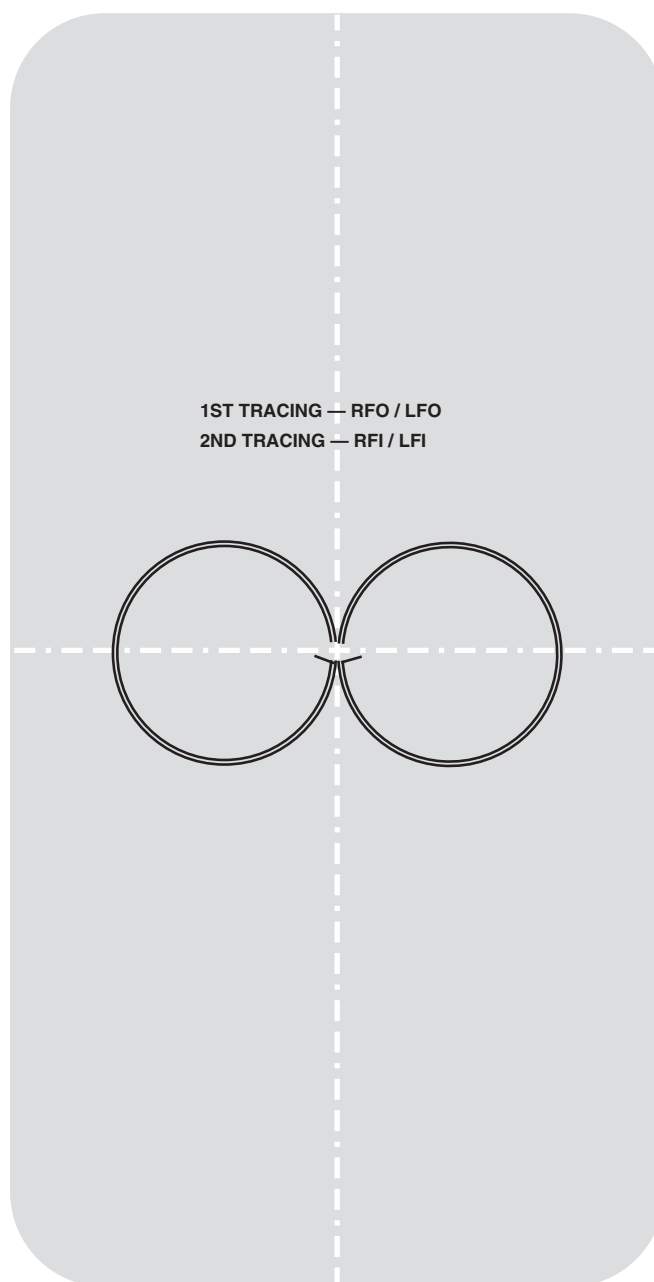


## Standard and Skate United Preliminary 5

### Forward Circle Eight

The skater will push from a standing start onto a forward outside edge and complete one forward outside figure eight. Upon returning to center at the completion of the second circle, the skater will perform a forward inside figure eight by pushing onto a forward inside edge, thereby repeating the previously skated circle. The circles should be equal in size with each circle approximately three times the skater's height. The skater may mark the center. This move may start on either foot.

Focus: Edge quality and continuous flow

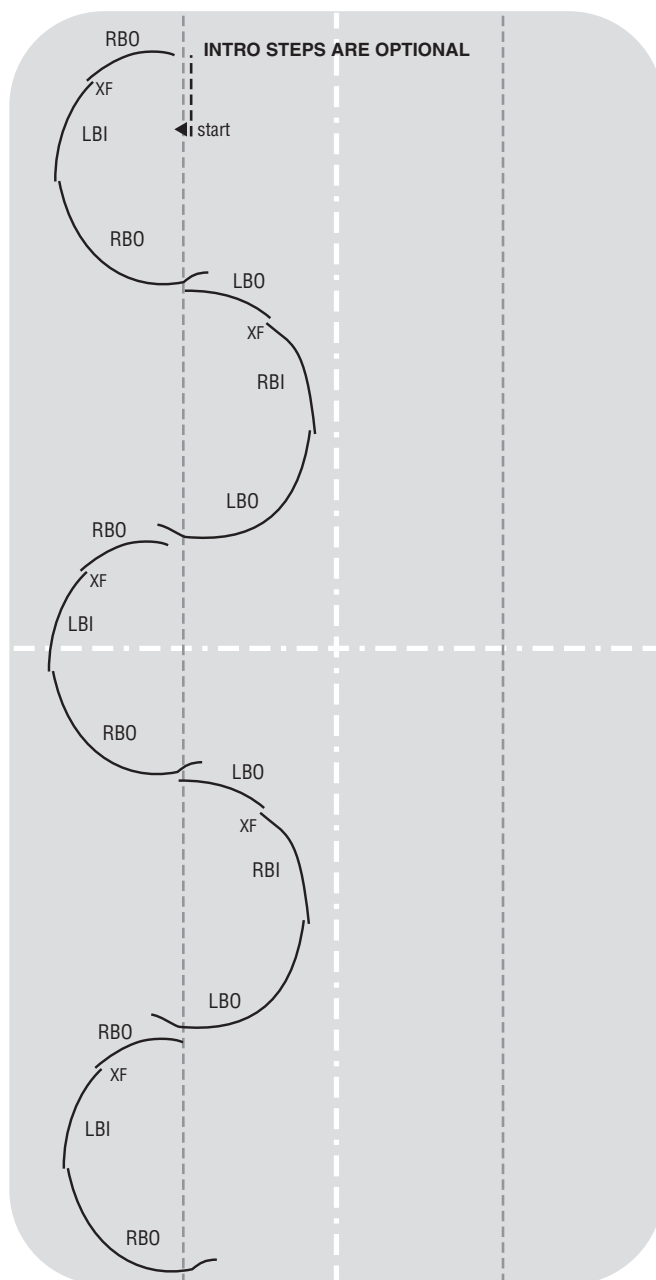


## Standard and Skate United Preliminary 6

### Alternating Backward Crossovers to Backward Outside Edges

The skater will perform alternating backward crossovers to backward outside edges in consecutive half circles for one length of the rink. Four or five lobes should be skating. Introductory steps are optional.

Focus: Power and extension



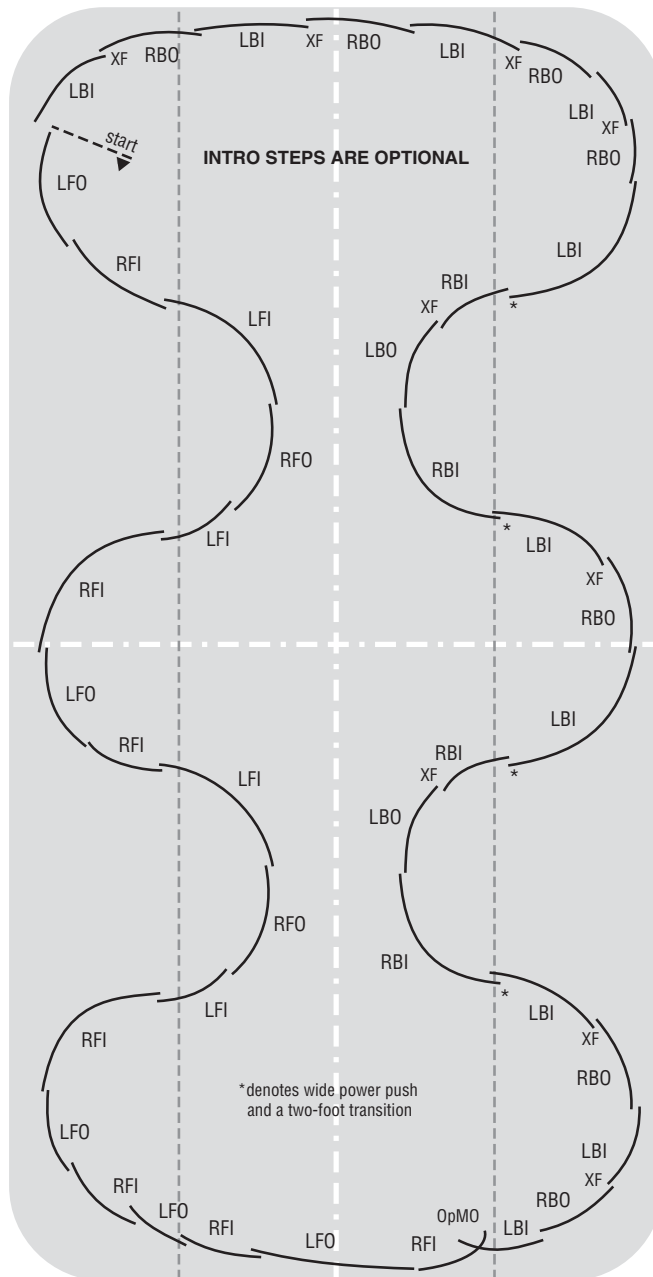
## Standard and Skate United Pre-Bronze 1

### Forward and Backward Perimeter Power Stroking

The skater will perform four alternating forward crossovers separated by strong forward inside edge transitions. The end pattern consists of two forward crossovers followed by a LFO open stroke; then a RFI open mohawk followed by one or two backward crossovers. All end pattern steps should be performed with an even cadence except the LFO open stroke, which should be held for two counts. The second side of the pattern resumes with four backward crossovers separated by two-foot transitions, also known as a power push. Skaters should take care to perform the transitions on two solid inside edges. The second end pattern consists of three to five backward crossovers. Introductory steps are optional.

Forward focus: Power and extension

Backward focus: Power and edge quality

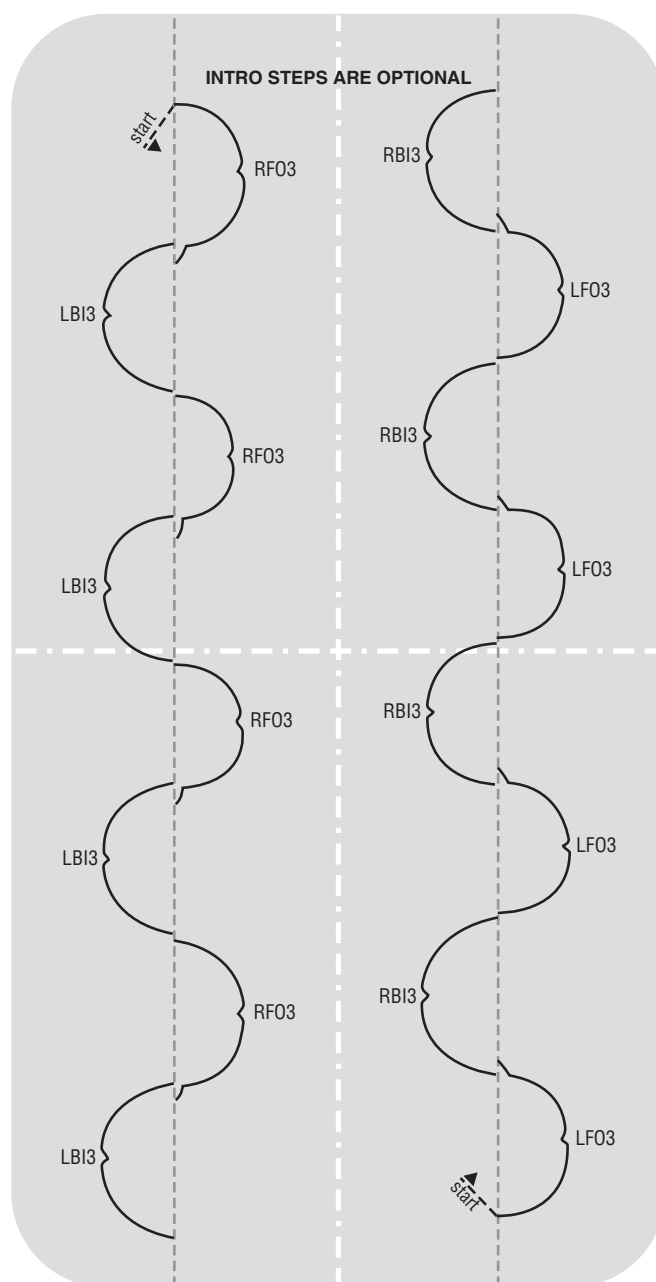


## Standard and Skate United Pre-Bronze 2

### FO-BI Three-Turns in the Field

The skater will perform forward three-turns alternating to backward three-turns covering the length of the rink. One length of the rink will start with RFO-LBI three-turns. The number of sets of three-turns will depend on the length of the rink and the strength of the skater. On the second length of the rink, the skater will perform LFO-RBI three-turns. The end sequence and the introductory steps are optional. This move may start on either foot.

Focus: Edge quality

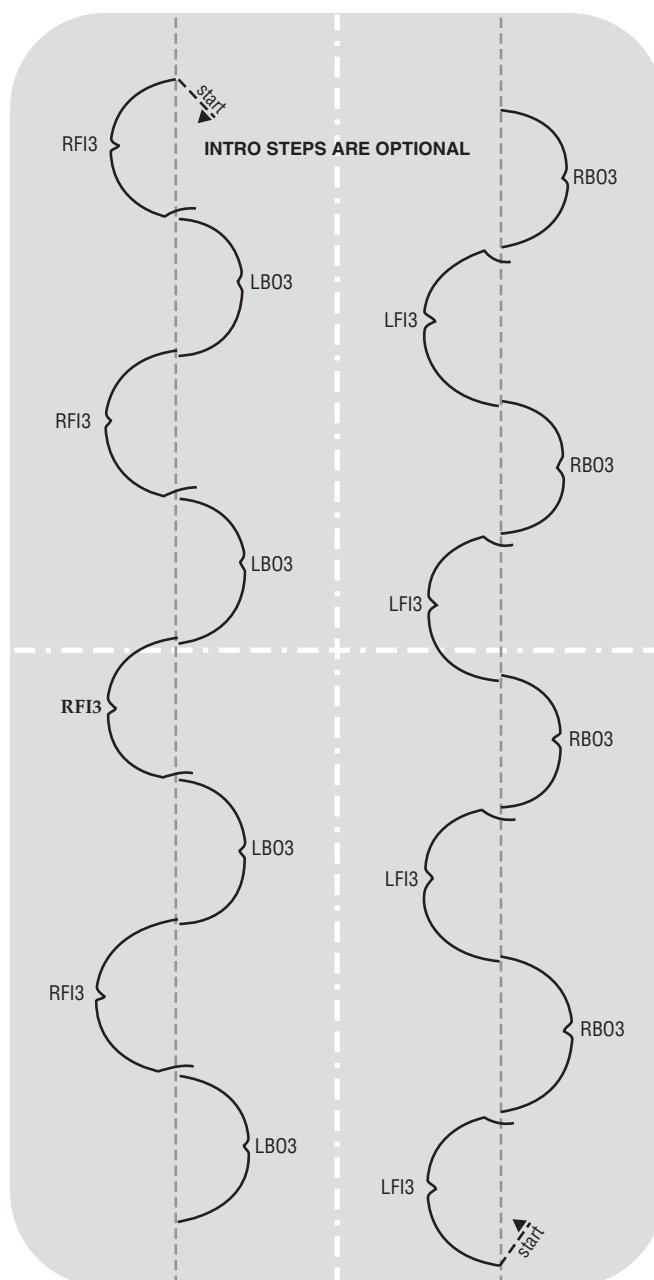


## Standard and Skate United Pre-Bronze 3

### FI-BO Three-Turns in the Field

On one length of the rink, the skater will perform RFI-LBO three-turns. On the other length of the rink, the skater will perform LFI-RBO three-turns. The number of sets of three-turns will depend on the length of the rink and the strength of the skater. The end sequence and the introductory steps are optional. This move may start on either foot.

Focus: Edge quality

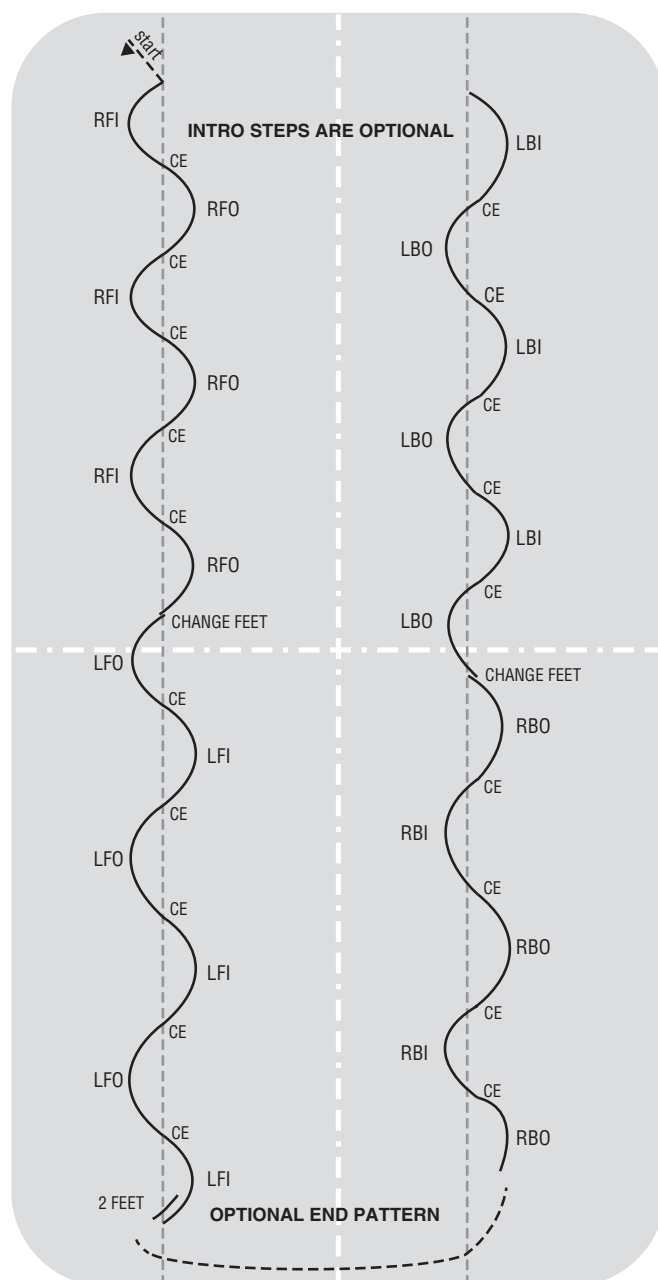


## Standard and Skate United Pre-Bronze 4

### Forward and Backward Power Change of Edge Pulls

The skater will perform consecutive power change of edge pulls — FIO to FOI — for the full length of the rink followed by backward change of edge pulls — BOI to BIO — for the second full length of the rink. The skater will change feet at the center of the rink. The end sequence and the introductory steps are optional. This move may start on either foot.

Focus: Power

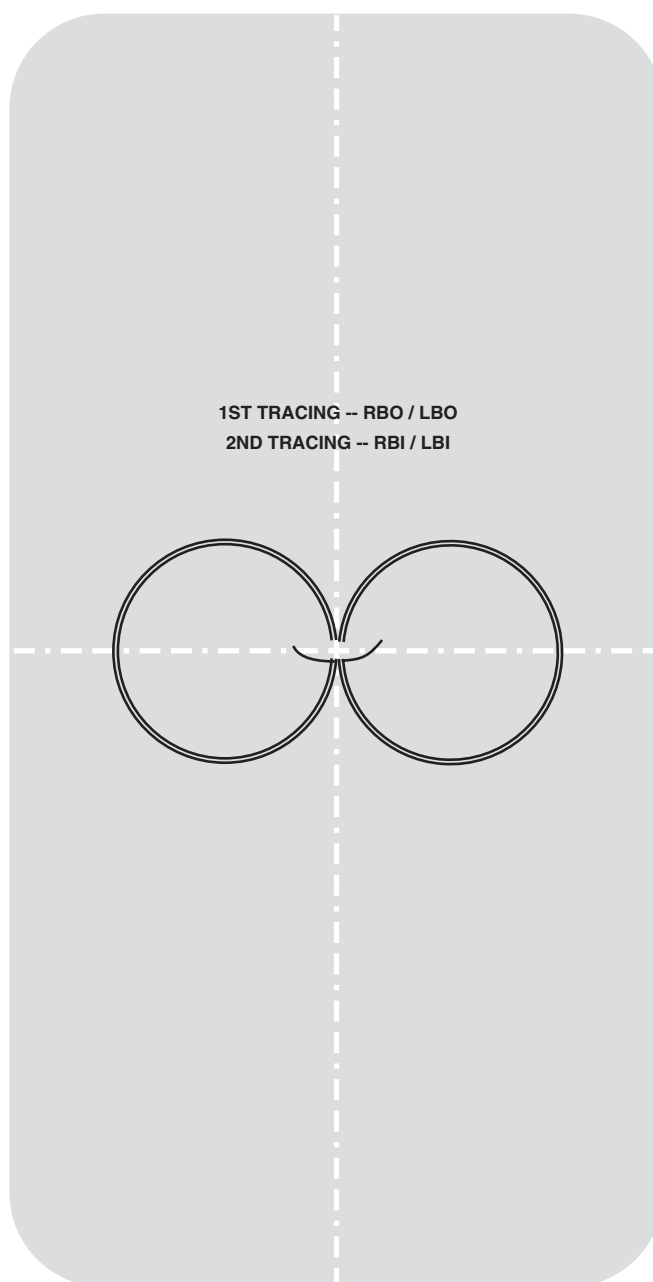


## Standard and Skate United Pre-Bronze 5

### Backward Circle Eight

The skater will push from a standing start onto a backward outside edge and complete one backward outside figure eight. Upon returning to center at the completion of the second circle, the skater will perform a backward inside figure eight by pushing onto a backward inside edge, thereby repeating the previously skated circle. The circles should be equal in size with each circle approximately three times the skater's height. The skater may mark the center. This move may start on either foot.

Focus: Edge quality and continuous flow

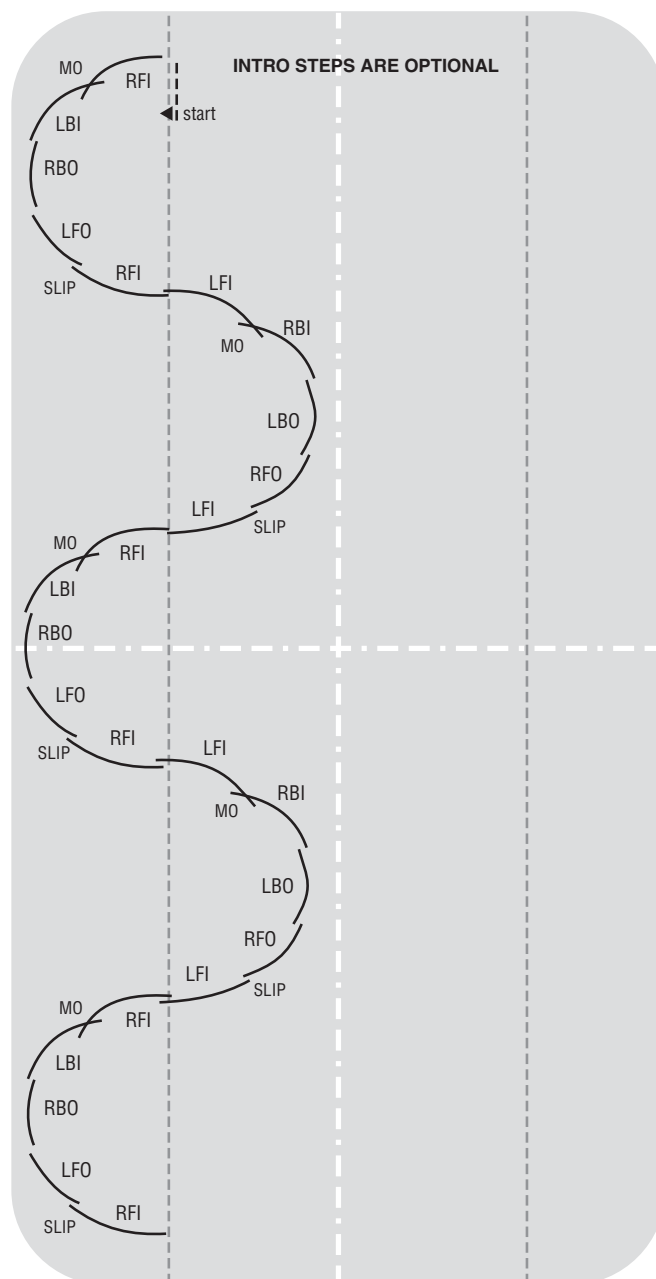


## Standard and Skate United Pre-Bronze 6

### Five-Step Mohawk Sequence

The skater will perform alternating forward inside mohawks, skated in consecutive half circles. Each series consists of a five-step sequence. The skater will skate one length of the ice with four or five lobes. Introductory steps are optional.

Focus: Edge quality and extension



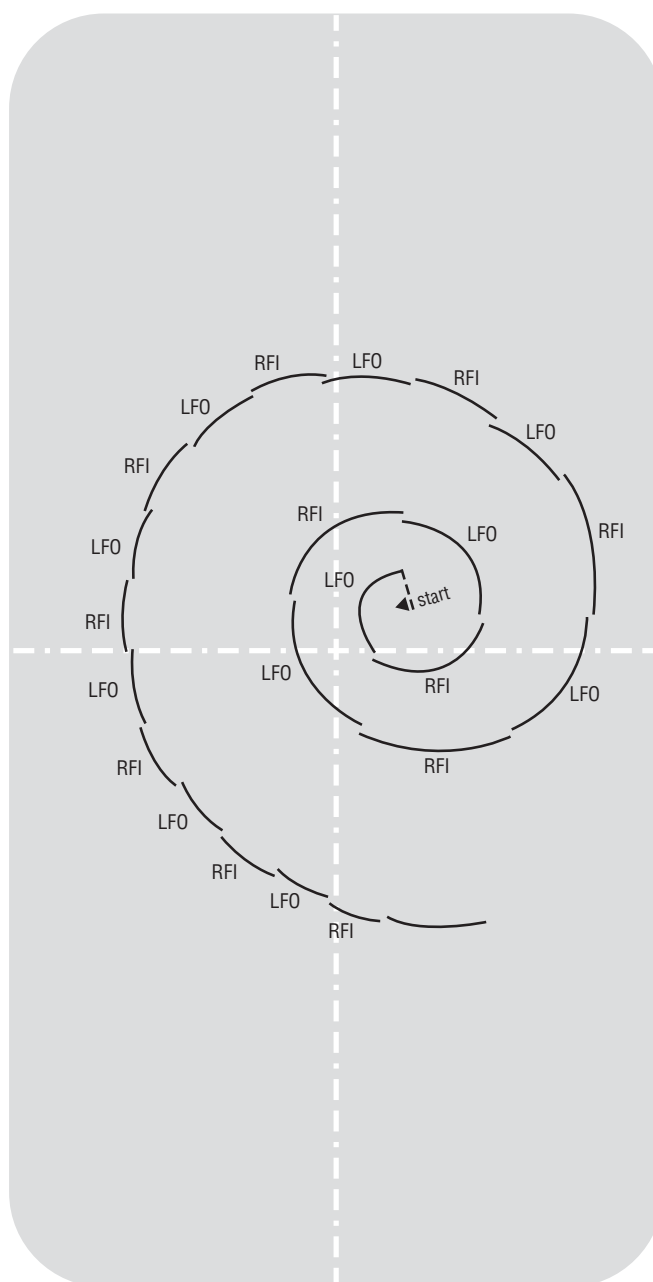


## Standard and Skate United Bronze 1

### Stroking: Forward Power Circle

Starting from a standing position, the skater will perform forward crossovers progressively increasing in foot speed and acceleration throughout the entire move, from a slow, but gradually accelerating pace to fully accelerated crossovers. As the skater accelerates, the circle circumference increases. Power circles are performed in both counterclockwise and clockwise directions. It is recommended that no more than 15 crossovers be utilized in completing each portion of this move. This move may start in either direction.

Focus: Power

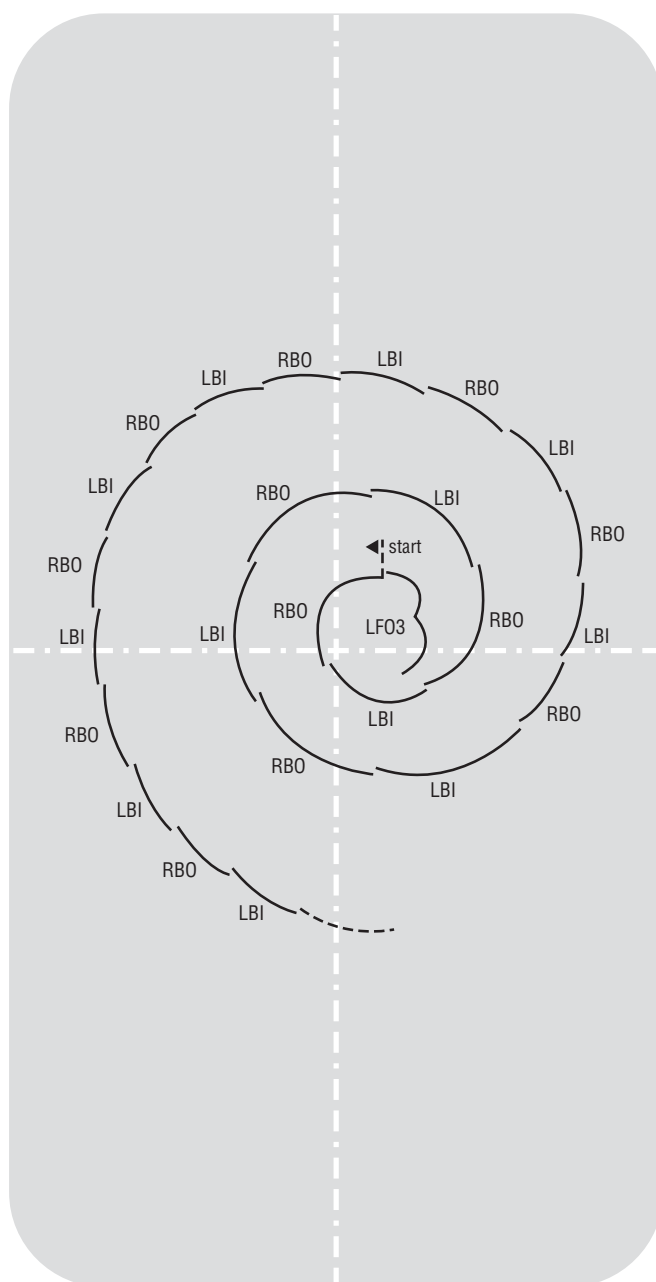


## Standard and Skate United Bronze 2

### Stroking: Backward Power Circle

Starting from a standing position, the skater will perform backward crossovers progressively increasing in foot speed and acceleration throughout the entire move, from a slow, but gradually accelerating pace, to fully accelerated crossovers. As the skater accelerates, the circle circumference increases. Power circles are performed in both counterclockwise and clockwise directions. It is recommended that no more than 15 crossovers be utilized in completing each portion of this move. This move may start in either direction.

Focus: Power

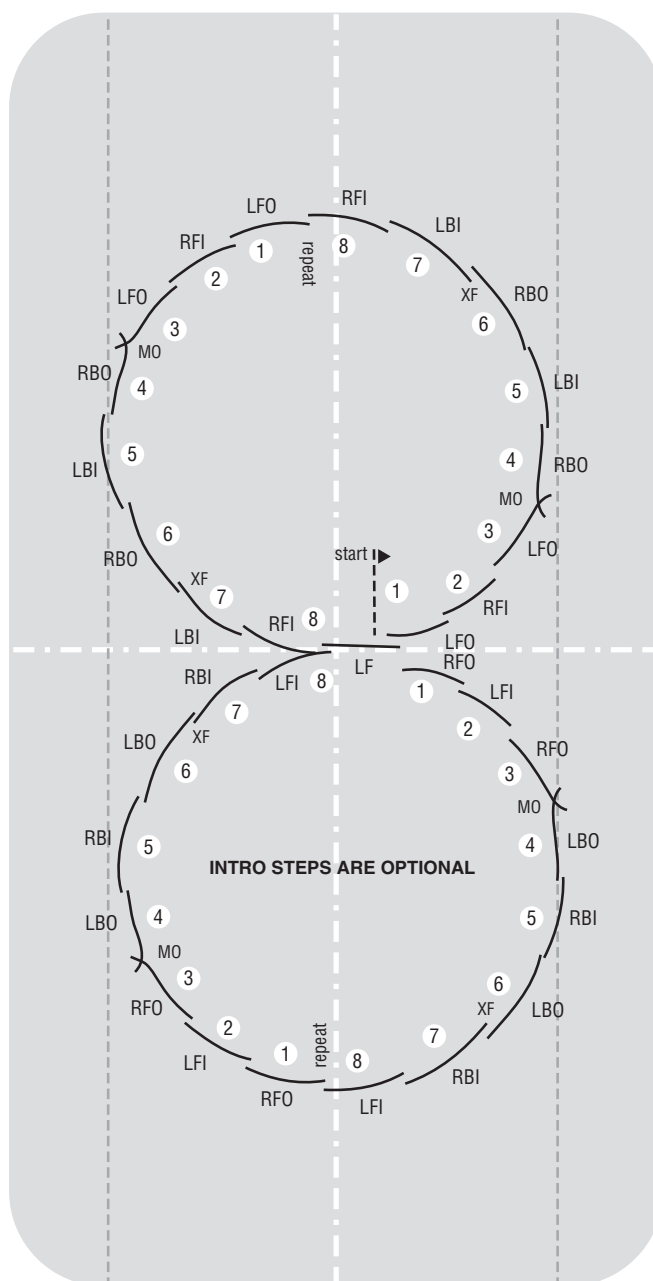


## Standard and Skate United Bronze 3

### Eight-Step Mohawk Sequence

The skater will perform two eight-step mohawk sequences counterclockwise. The step order is: Forward crossover into a LFO mohawk, followed by LBI, RBO, LBI cross forward and RFI. The skater should maintain a march cadence (one beat per step). Between the circles is a two-beat left foot transition. The sequence is then repeated twice in the opposite direction. Introductory steps are optional. This move may start on either foot.

Focus: Quickness and power

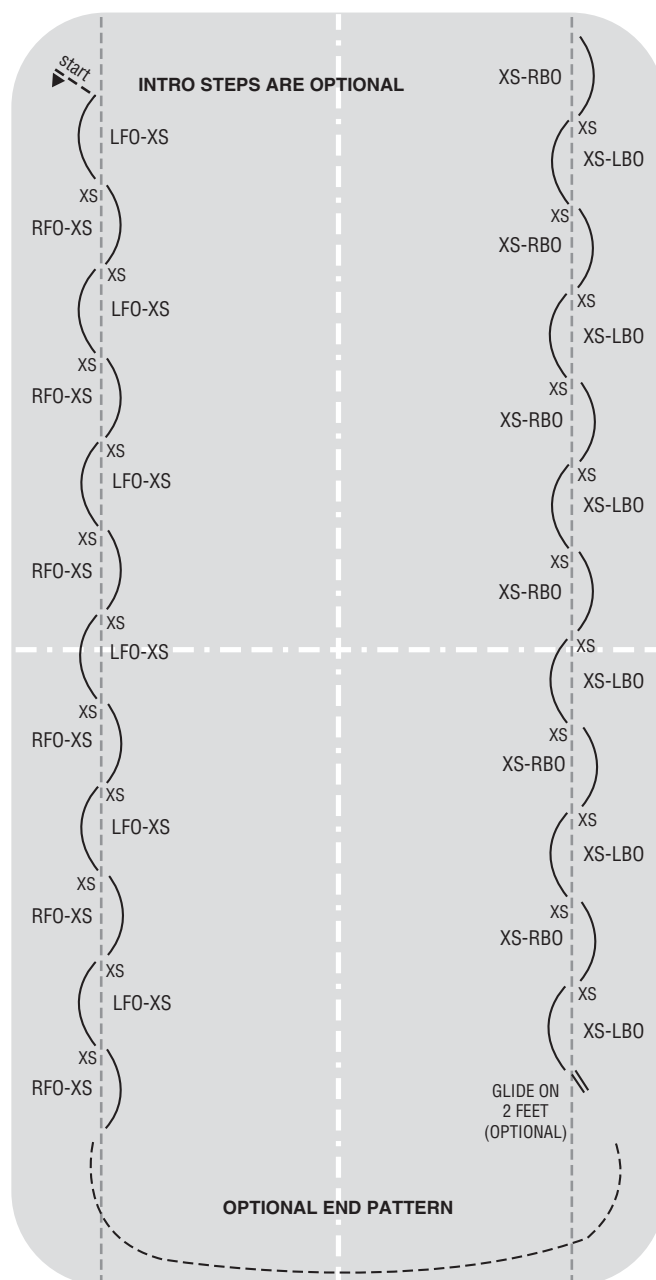


## Standard and Skate United Bronze 4

### Forward and Backward Free Skate Cross Strokes

The skater will perform free skate cross strokes the length of the ice surface. Forward cross strokes will be skated for one length of the rink and backward cross strokes skated for the second length of the rink. Introductory steps and end patterns are optional. This move may start on either foot.

Focus: Power

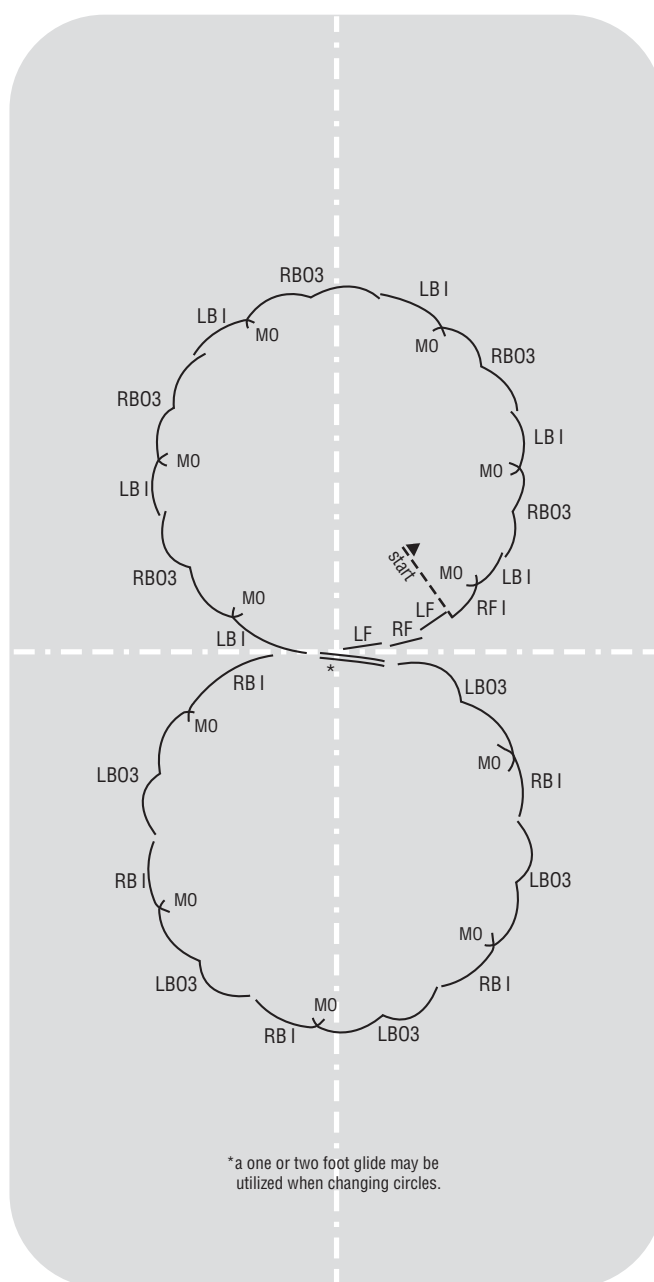


## Standard and Skate United Bronze 5

### Backward Power Three-Turns

The skater will perform three to five backward power three-turns per circle in a figure eight pattern. One complete figure eight is required. A one or two-foot glide may be utilized when changing circles. Introductory steps are optional. This move may start in either direction.

Focus: Power

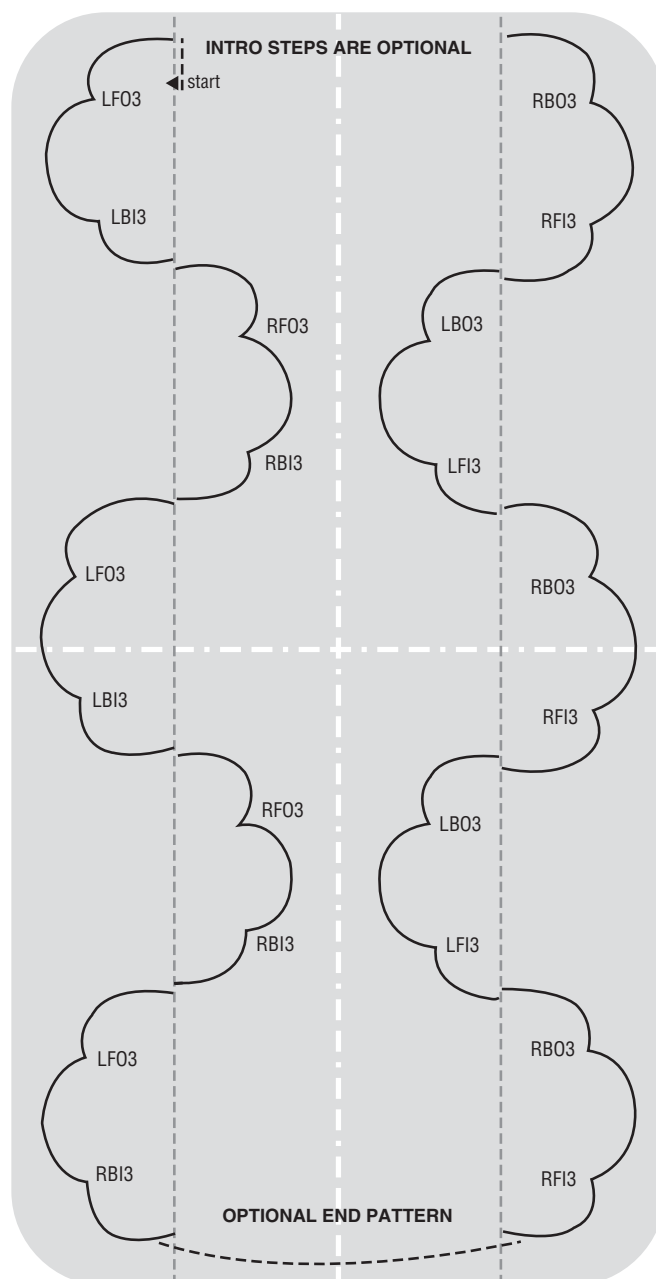


## Standard and Skate United Bronze 6

### Forward Double Three-Turns

The skater will perform consecutive forward double three-turns on half circles, with alternating of feet. Four to six half circles will be skated depending on the length of the rink and strength of the skater. The sequence begins with forward outside double three-turns covering the first length of the rink. The forward inside double three-turns will cover the second length of the rink. Introductory steps and end patterns are optional.

Focus: Edge quality

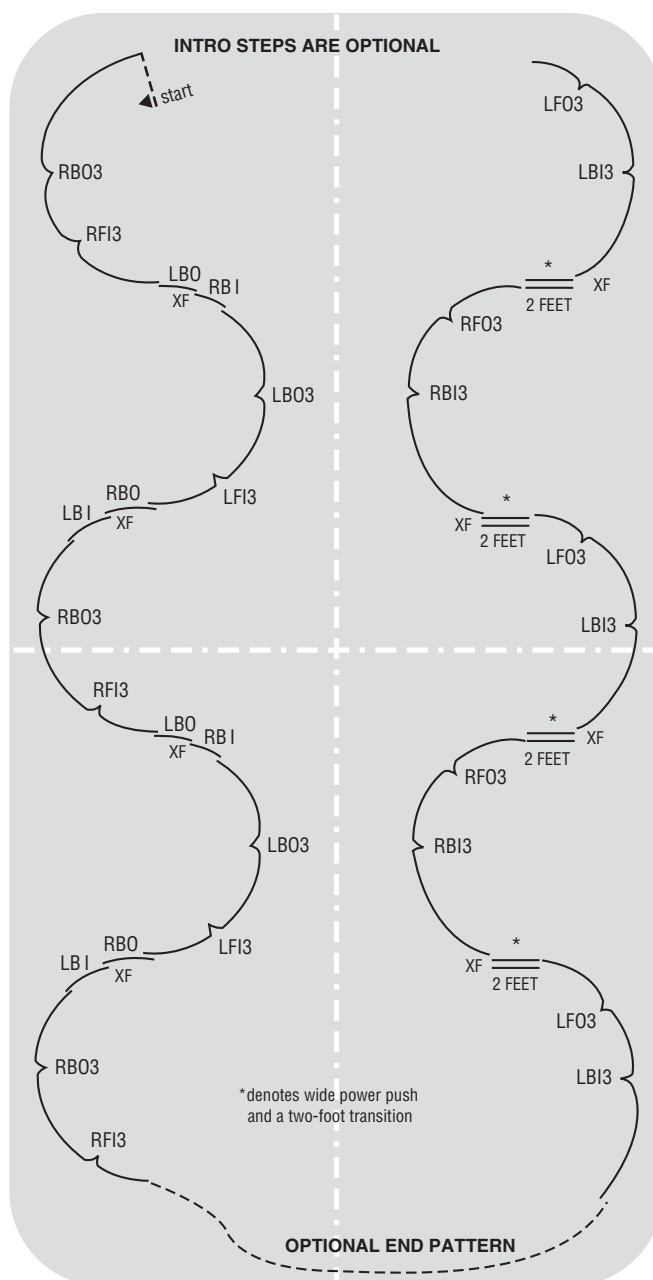


## Standard and Skate United Pre-Silver 1 and Adult Intermediate 1

### Backward Double Three-Turns

The skater will perform consecutive backward double three-turns on half circles with alternating feet. Four to six half circles will be skated depending on the length of the rink and strength of the skater. The sequence begins with backward outside double three-turns covering the first length of the rink. The backward inside double three-turns will cover the second length of the rink. Introductory steps and end patterns are optional.

Focus: Edge quality and extension

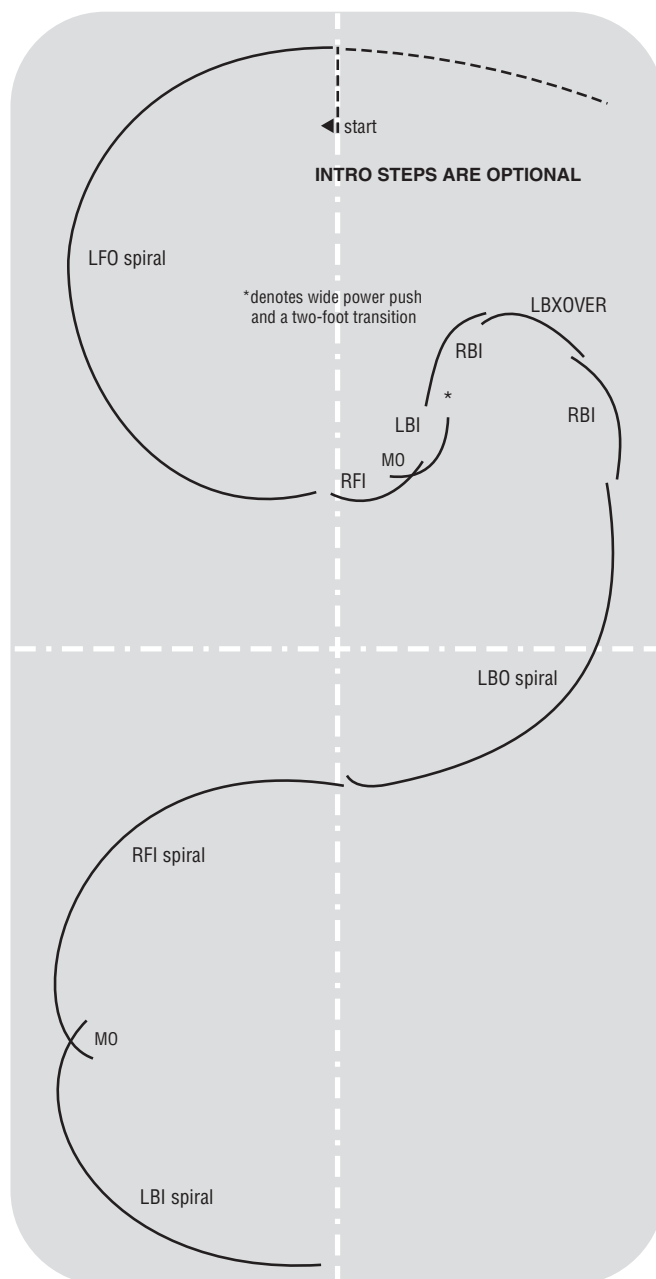


## Standard and Skate United Pre-Silver 2 and Adult Intermediate 2

### Spiral Sequence

The skater will begin with a LFO spiral that should be held until the long axis of the rink. The skater then brings the free leg down into a RFI open mohawk and steps wide with a two-foot power push transition to a backward right over left crossover. The skater will then push into a LBO spiral to be held until the long axis of the rink. Skater must step immediately into a RFI spiral. The free leg will drop into a RFI mohawk and lift again into a LBI spiral, also to be held until the long axis. Optional steps to repeat pattern in opposite direction starting with RFO spiral. Note: All spirals should be sustained with an extended free leg to demonstrate the skater's form and flexibility. Introductory steps are optional. This move may start on either foot.

Focus: Extension and edge quality



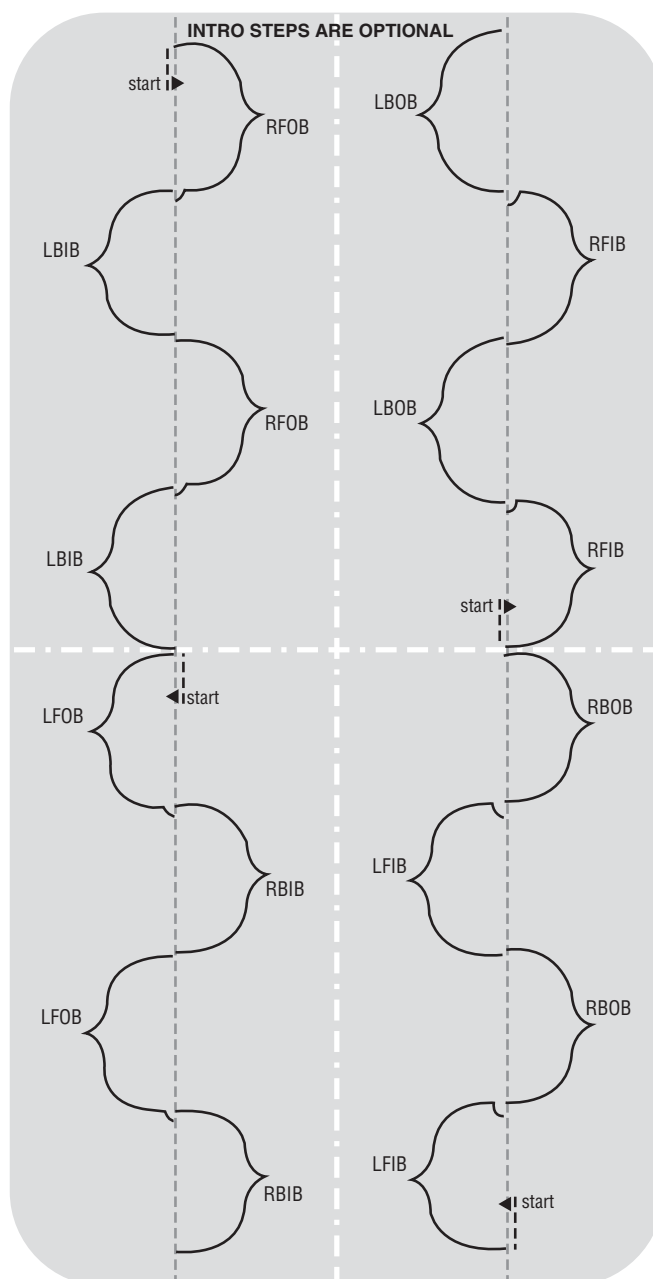


## Standard and Skate United Pre-Silver 3 and Adult Intermediate 3

### Brackets in the Field Sequence

The skater will perform two sets of turns on half circles (RFO-LBI) down approximately half the length of the rink. Continuing down the remaining length of the rink the skater then will perform two sets of turns (LFO-RBI) with an optional step to transition to the LFO edge. Once completed, the entire sequence is repeated, performing two sets of turns (LFI-RBO) down approximately half the length of the rink. The skater then performs two sets of turns (RFI-LBO) down the remaining length of the rink with an optional step to transition to the RFI edge. Introductory steps are optional. This move may start in either foot; the FO/BI brackets will precede the FI/BO brackets.

Focus: Edge quality



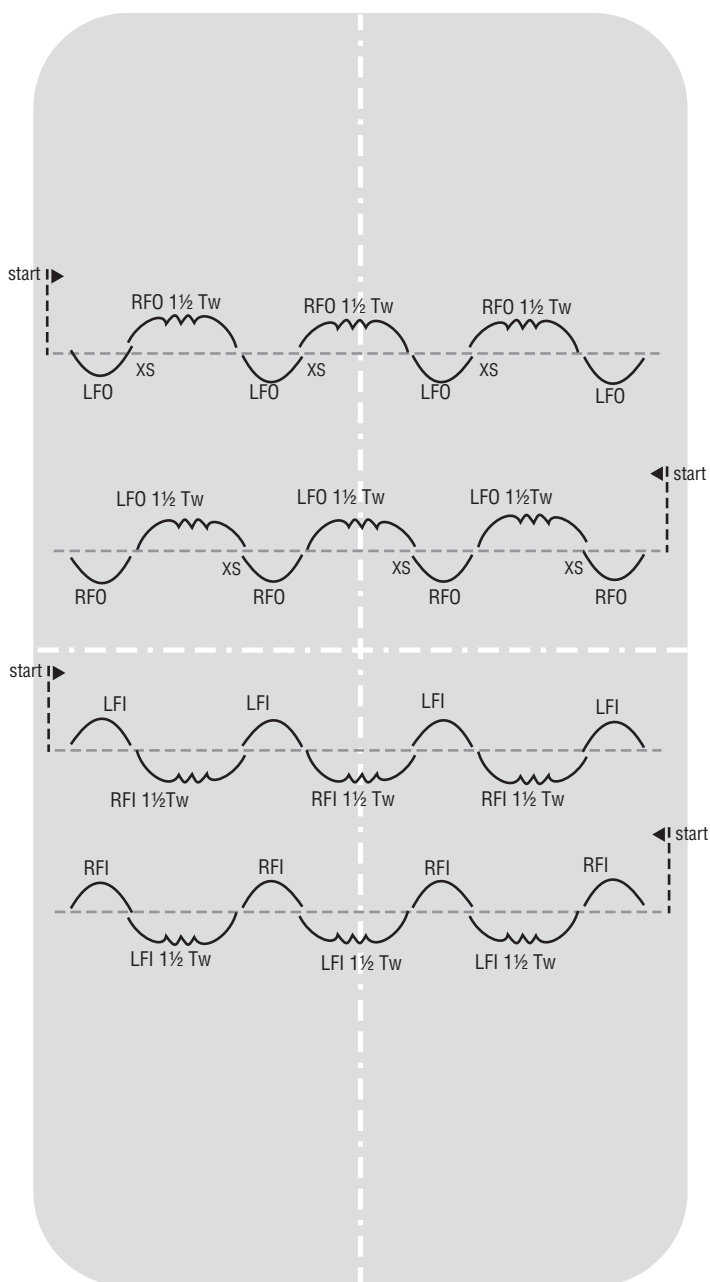
## Standard and Skate United Pre-Silver 4 and Adult Intermediate 4

### Forward Twizzles

Forward outside twizzles: The skater will begin from a standing start with a LFO roll, forward cross stroke to a RFO twizzle which ends on RBI after 1½ revolutions. The skater will then step LFO to complete the set. Three twizzle sets are to be repeated across the width or down the length of the rink, and they should be repeated on the opposite foot in the same manner.

Forward inside twizzles: For the second part of the move, the skater will begin from a standing start with a LFI roll to a RFI twizzle which ends on RBO after 1½ revolutions. The skater will then step LFI to complete the set. Three twizzle sets are to be repeated across the width or down the length of the rink, and they should be repeated on the opposite foot in the same manner. This move may start in either direction.

Focus: Turn execution and continuous flow

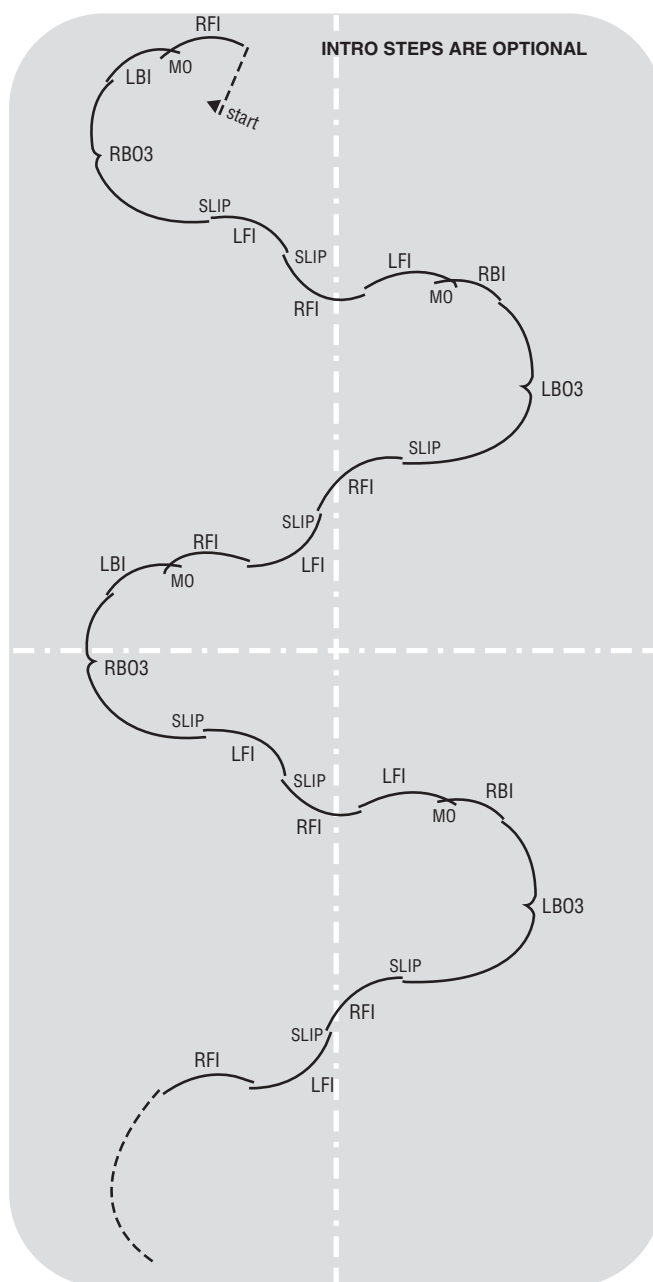


## Standard and Skate United Pre-Silver 5 and Adult Intermediate 5

### Inside Slide Chassé Pattern

The skater will perform four alternating patterns of inside slide chassés preceded by backward power three-turns. The pattern should cover the entire length of the rink. Introductory steps are optional.

Focus: Edge quality and extension

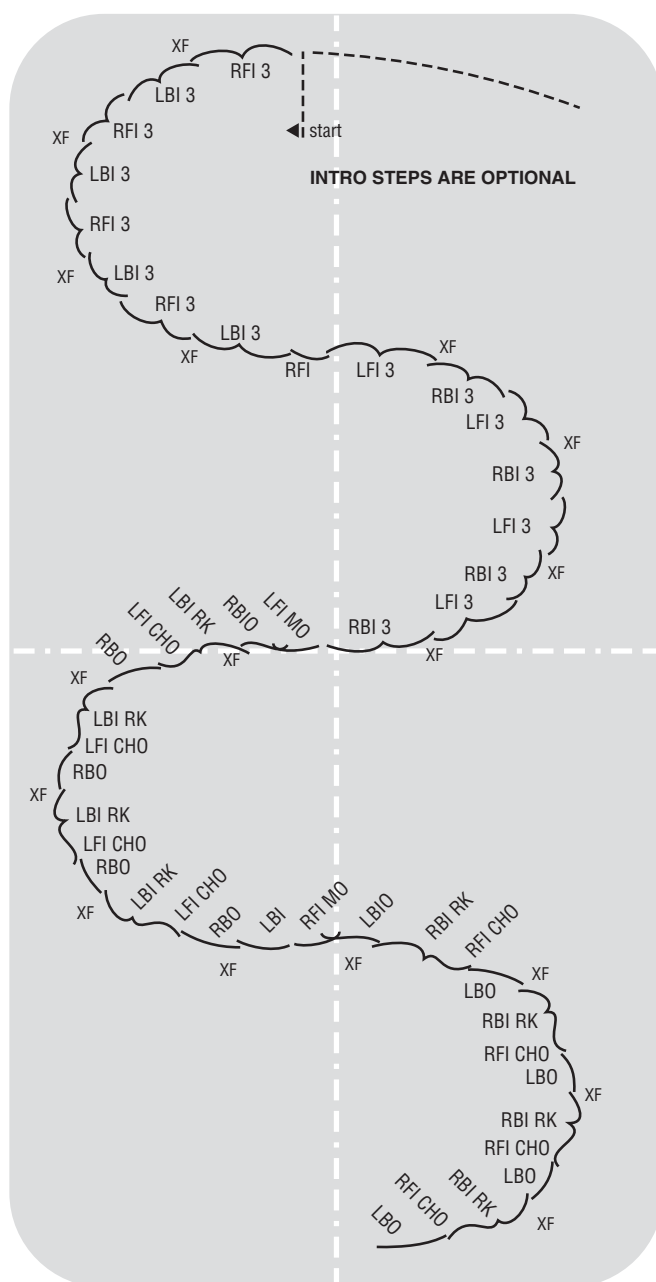


## Standard and Skate United Silver 1 and Adult Novice 1

### Inside Three-Turns/Rocker Choctaws

The move should be skated across four semi-circles down the long axis of the rink. The first two lobes consist of forward inside and backward inside three-turns and the second half of the move will consist of rocker/choctaw sequences. Four to five 'sets' of each turn per lobe are recommended. The skater will begin with RFI3-LBI3 sets repeated four to five times (depending on rink size). After the last LBI3 the skater should step RFI and begin the second lobe with a LFI3-RBI3 set and repeat in the same manner. To transition to the rocker/choctaw sequences, the skater should perform LFI mohawk and change edge to RBO crossing in front. The third lobe begins with a LBI rocker/LFI closed choctaw set repeated four to five times (depending on rink size). After the last choctaw and cross front, the skater should step RFI and perform a RFI mohawk and change edge to LBO cross forward. The fourth lobe consists of RBI rocker/RFI closed choctaw sets repeated four to five times. Introductory steps are optional. This move may start in either direction.

Focus: Power and quickness

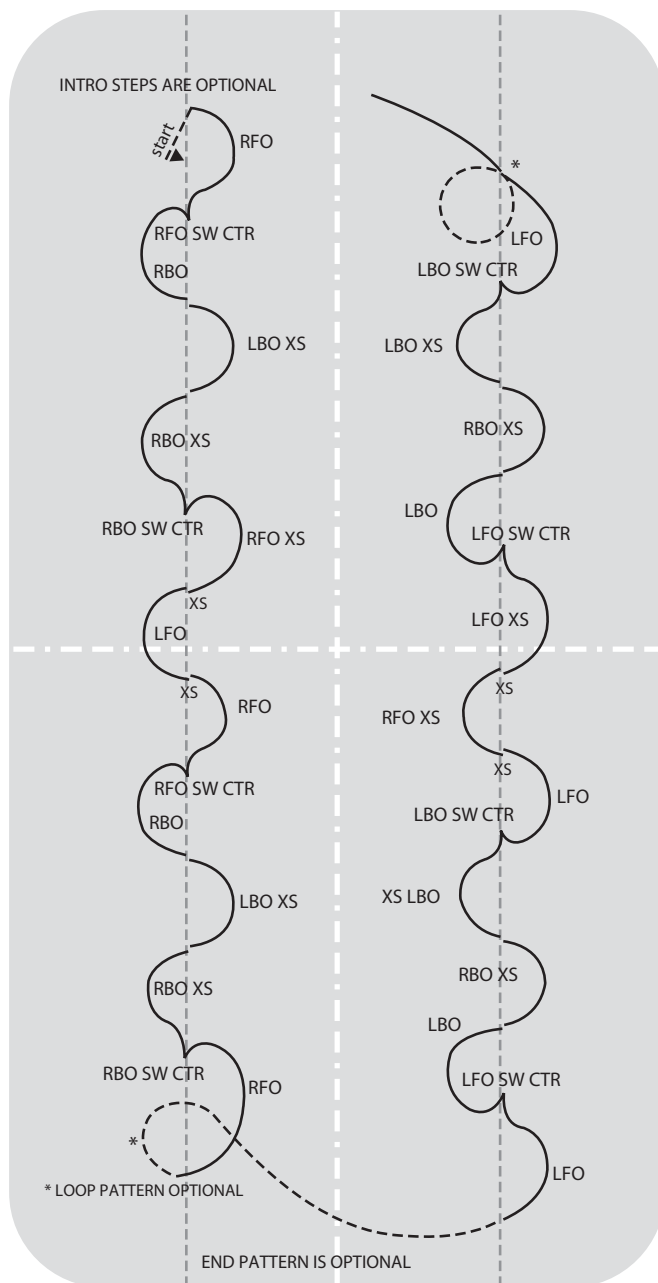


## Standard and Skate United Silver 2 and Adult Novice 2

### Forward and Backward Outside Counters

The skater will perform forward outside counters followed by two backward free skating cross strokes to a backward outside counter. Each backward counter is then followed by two forward free skating cross strokes to a forward outside counter. The skater has the option of starting the first length with either the right or left forward counter. The second length will be performed with forward and backward outside counters on the opposite foot. The introductory steps and complete loop are optional.

Focus: Edge quality and power

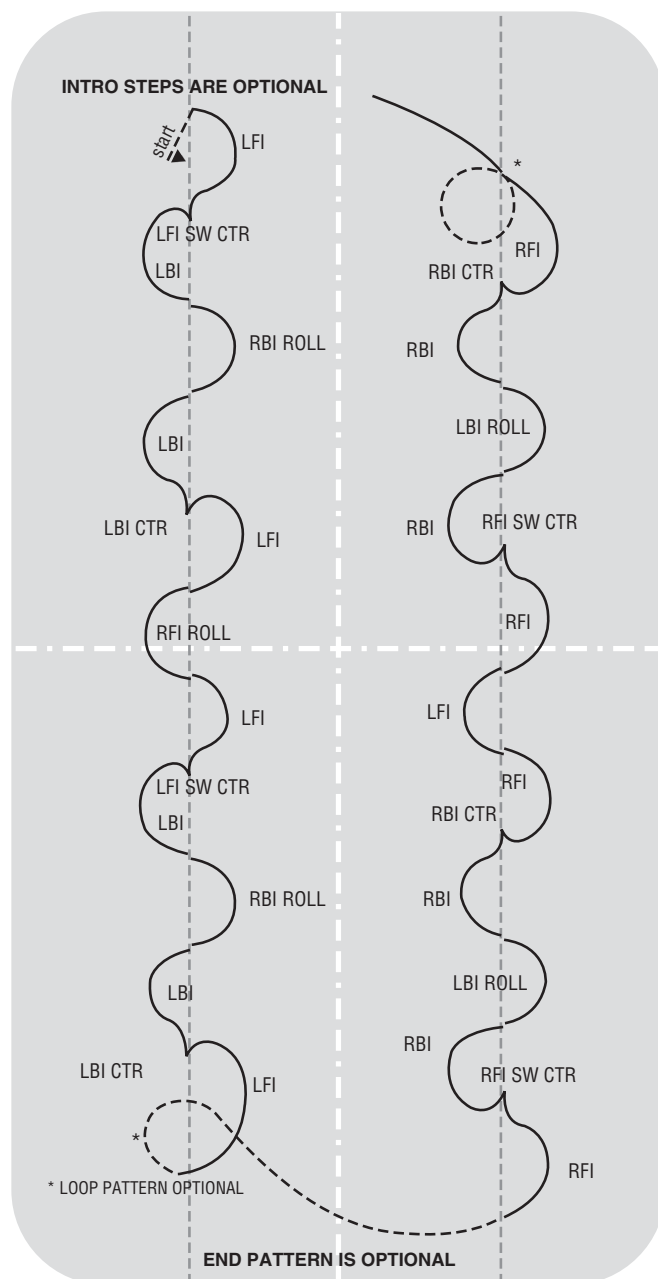


## Standard and Skate United Silver 3 and Adult Novice 3

### Forward and Backward Inside Counters

The skater will perform forward inside counters followed by two backward inside rolls to a backward inside counter. Each backward inside counter is then followed by two forward inside rolls to a forward inside counter. The skater has the option of starting the first length with either the right or left forward counter. The second length will be performed with forward and backward inside counters on the opposite foot. The introductory steps and the end patterns are optional.

Focus: Edge quality and power

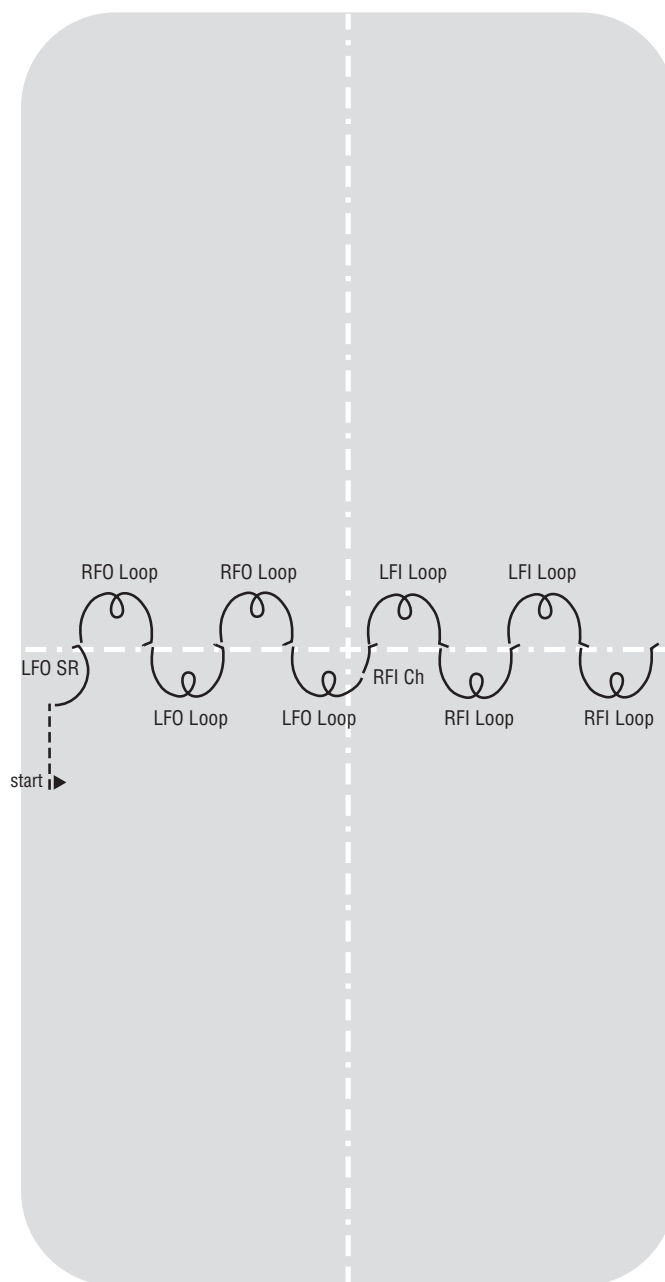


## Standard and Skate United Silver 4 and Adult Novice 4

### Forward Loops

The move may be skated across the width or down the length of the rink and begins from a standing start. The skater will begin with a LFO swing roll to prepare for the first RFO loop. The skater then pushes into a LFO loop when returning to the axis. This is repeated twice. After the last LFO loop the skater should perform a RFI chassé to prepare for a LFI loop. This loop is followed by a push into a RFI loop. These loops are also repeated twice to complete the move. This move may start on either foot.

Focus: Edge quality and continuous flow

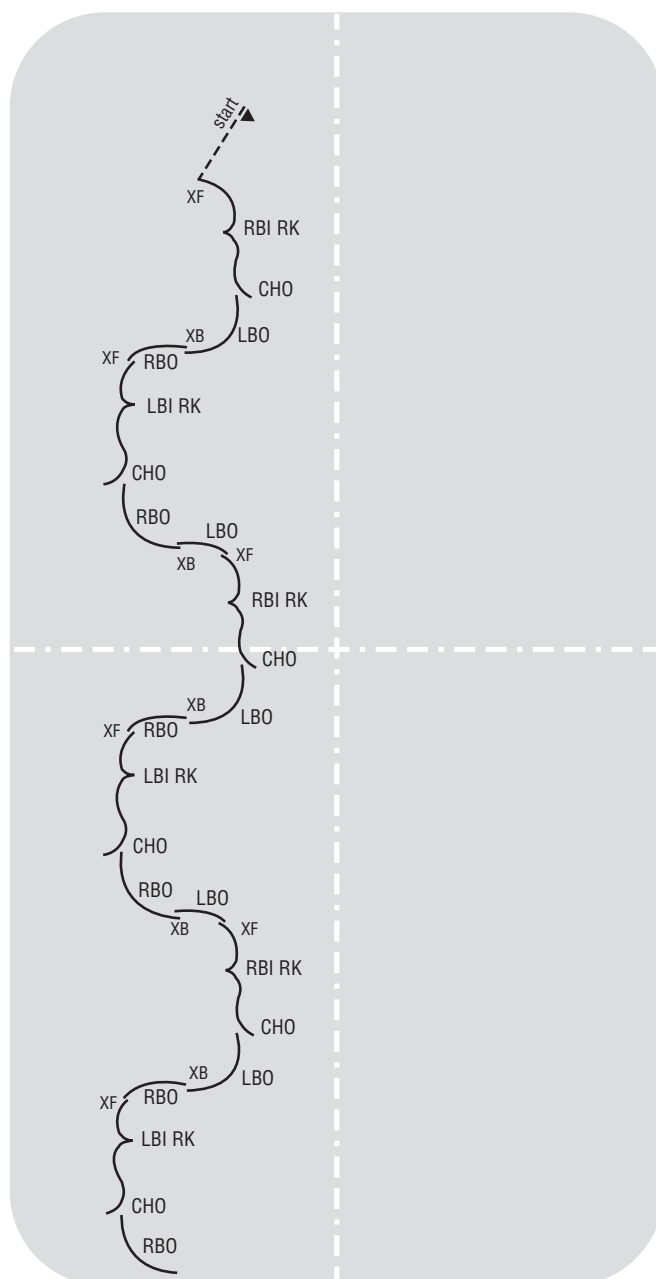


## Standard and Skate United Silver 5 and Adult Novice 5

### Backward Rocker Choctaw Sequence

The skater will perform a backward inside rocker-choctaw followed by a deep backward outside edge. This sequence is performed in six to eight consecutive half circles on alternating feet. The introductory steps are optional. This move may start on either foot.

Focus: Edge quality, extension and power





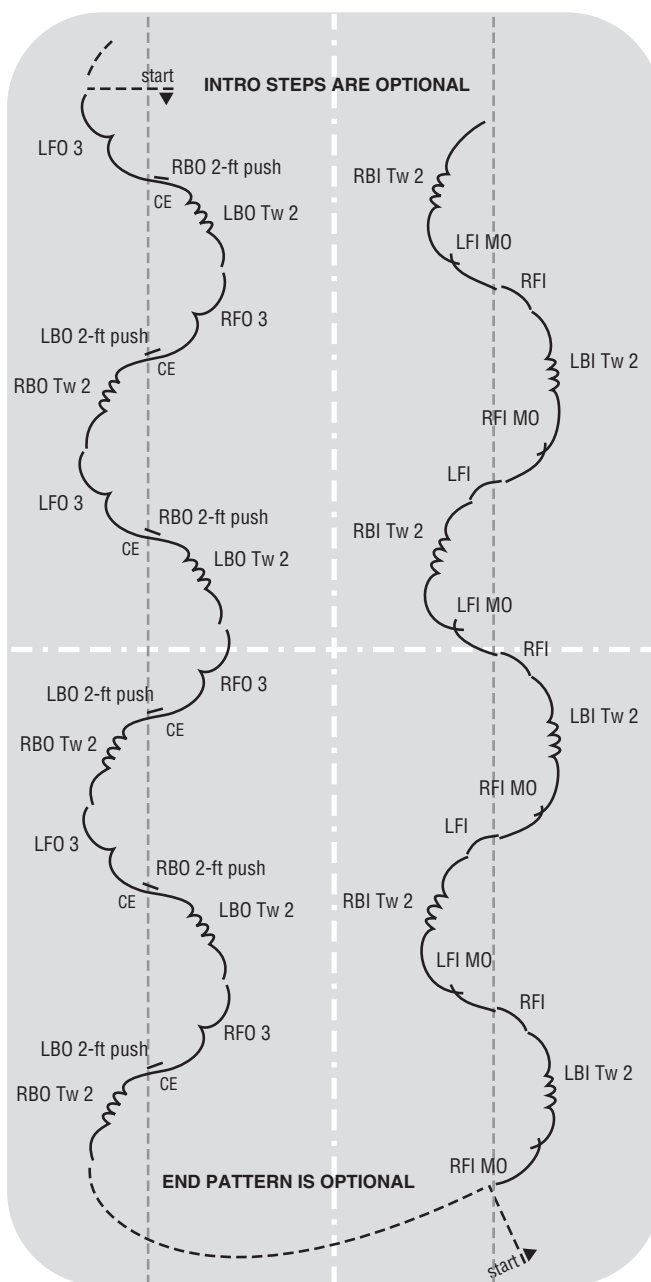
## Standard and Skate United Silver 6 and Adult Novice 6

### Backward Twizzles

**Backward outside twizzles:** The skater will begin with a LFO three-turn changing edge into a LBO double twizzle with a two-foot push to assist the twizzle rotation. The skater then steps forward into a RFO three-turn, changing edge into a RBO double twizzle, completing a 'twizzle set'. Each 'twizzle set' is performed three times down the length of the rink.

**Backward inside twizzles:** The second part of the move begins with a RFI mohawk whose exit edge is the entry for a LBI double twizzle. The skater then steps on a RFI edge into a LFI mohawk whose exit edge is the entry for a RBI double twizzle, completing a 'twizzle set'. Each set is performed three times down the length of the rink. This move may start in either direction. Introductory steps and end pattern are optional.

Focus: Turn execution and continuous flow

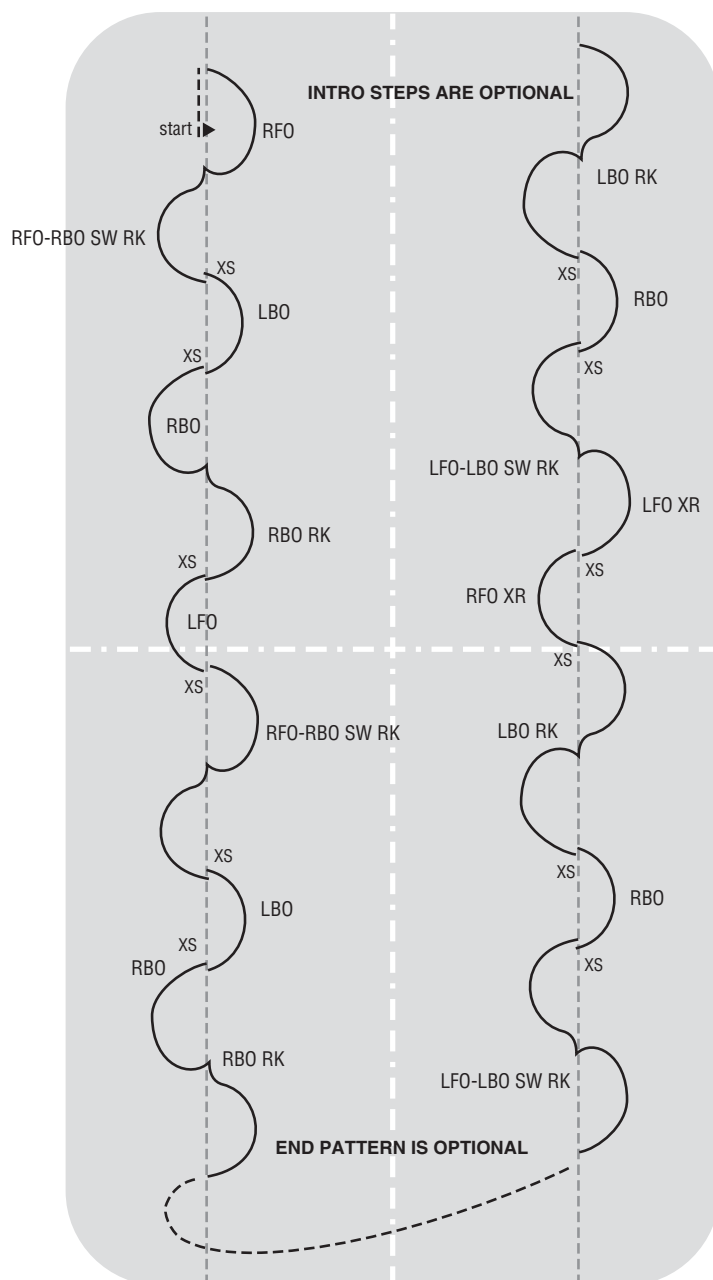


## Standard and Skate United Pre-Gold 1 and Adult Junior 1

### Forward and Backward Outside Rockers

The skater will perform forward outside rockers followed by two backward cross strokes to a backward outside rocker. This backward outside rocker is followed by two forward outside cross strokes to a forward outside rocker. The skater has the option of starting the first length with either the right or left forward rockers. The second length will be performed with the FO BO rockers on the opposite foot. There should be two forward and two backward rockers. Note: This move may start in either direction. The introductory steps and end sequence of steps are optional.

Focus: Edge quality and power

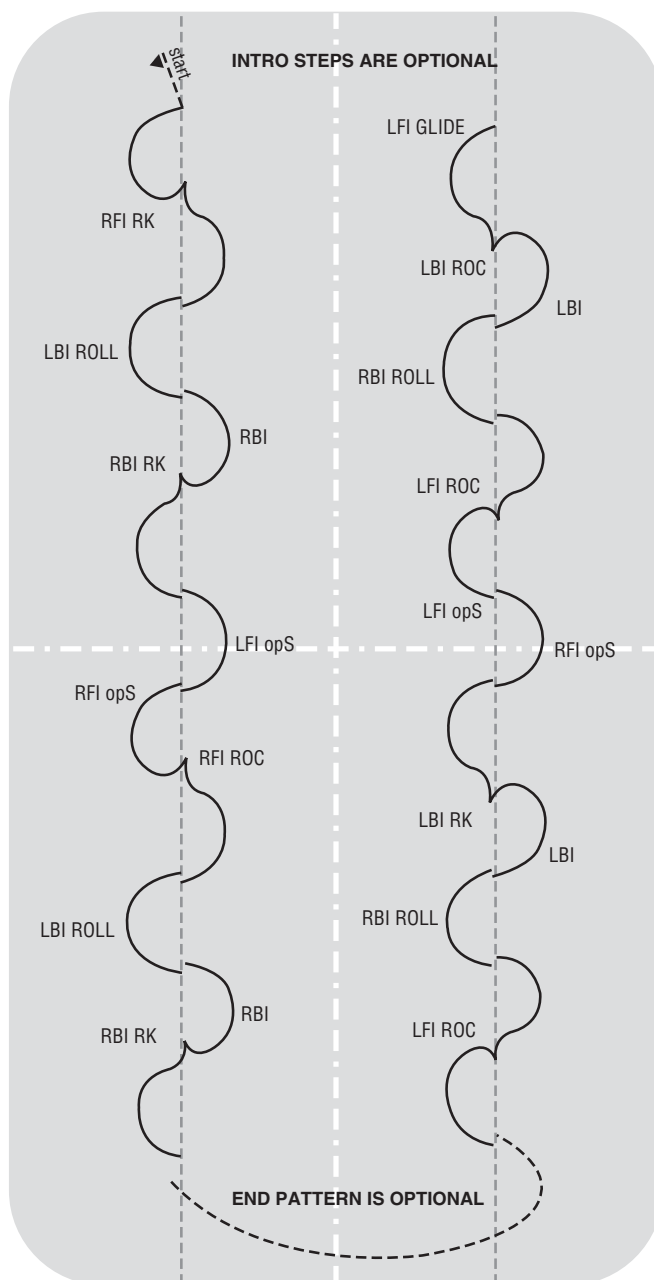


## Standard and Skate United Pre-Gold 2 and Adult Junior 2

### Forward and Backward Inside Rockers

The skater will perform forward inside rockers followed by backward inside rolls to a backward inside rocker. This backward inside rocker is followed by forward inside rolls to a forward inside rocker for the length of the rink. The skater has the option of starting the first length with either the right or left forward rockers. The second length will be performed with the forward and backward inside rockers on the opposite foot. There should be two forward and two backward rockers. The introductory steps and end sequence of steps are optional.

Focus: Edge quality and power

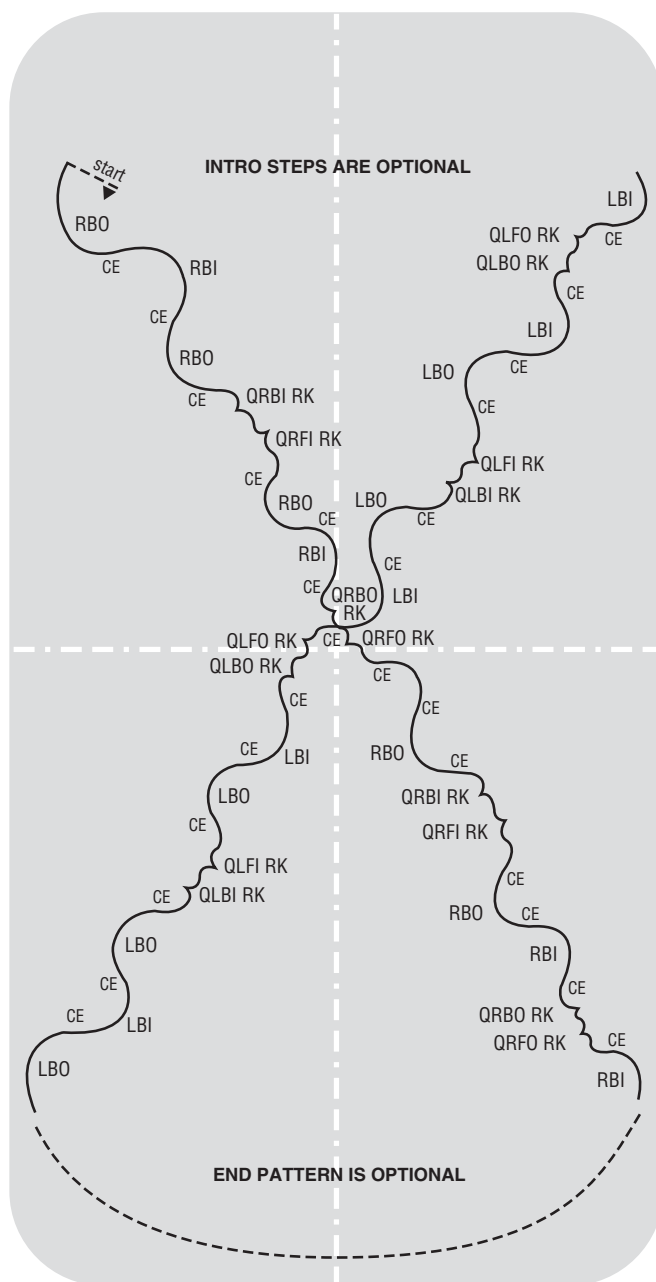


## Standard and Skate United Pre-Gold 3 and Adult Junior 3

### Power Pulls

The skater will perform a sequence of three power pulls followed by two quick twisting rockers. This sequence is then repeated consecutively down the entire diagonal of the rink. It is then performed on the opposite diagonal of the rink on the other foot. There should be a total of three to four sequences per foot. The introductory and end steps are optional. This move may start on either foot.

Focus: Power and quickness

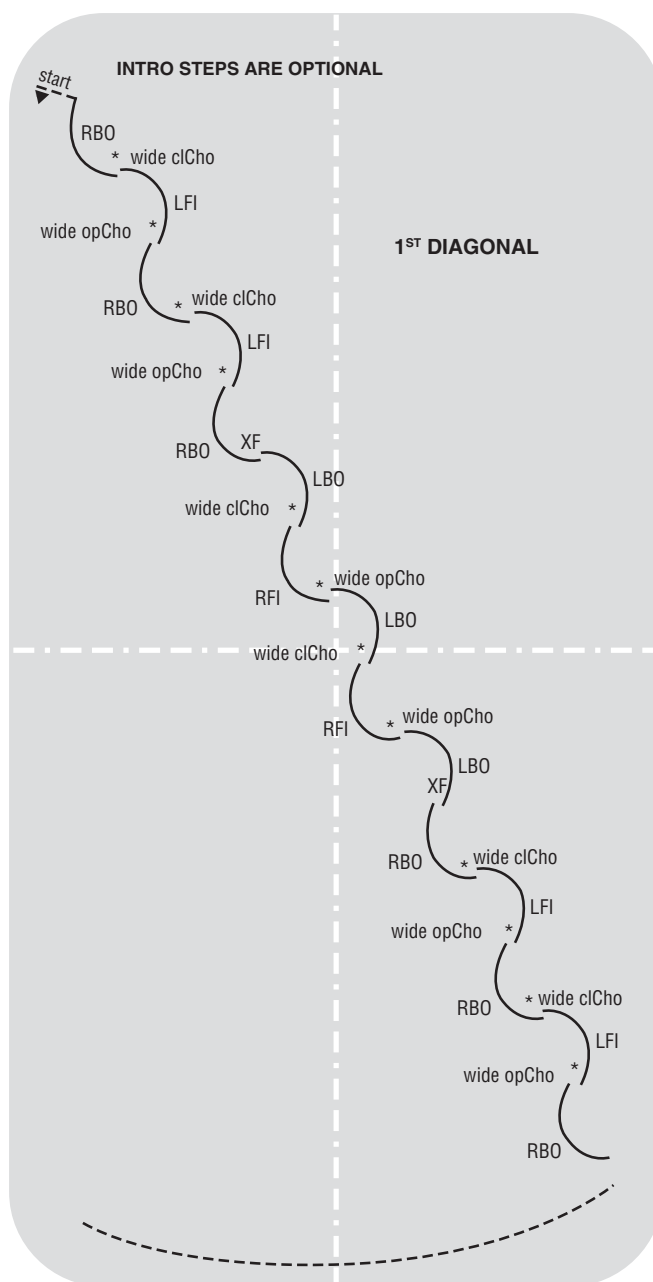


## Standard and Skate United Pre-Gold 4 and Adult Junior 4

### Choctaw Sequence

The skater will perform a choctaw sequence that covers the entire diagonal length of the rink and which is then repeated on the second diagonal. This sequence is performed with two consecutive choctaws that are then performed in the opposite direction. Introductory steps are optional. This move may start in either direction.

Focus: Edge quality and power



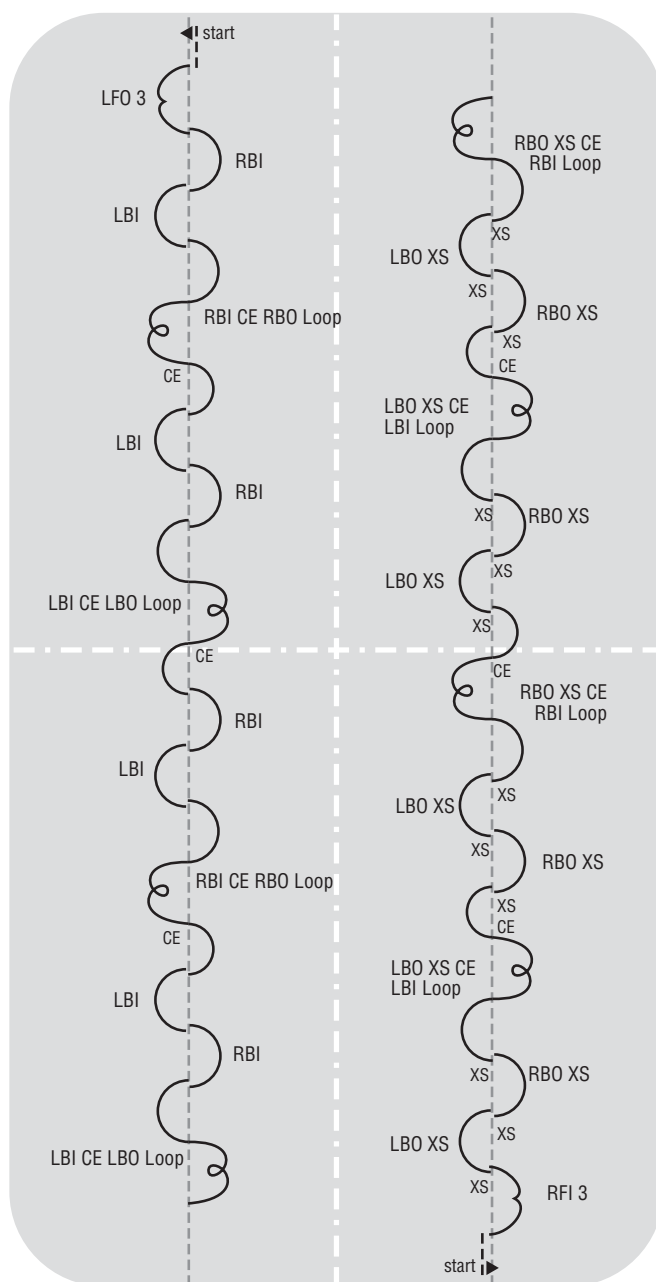
## Standard and Skate United Pre-Gold 5 and Adult Junior 5

### Backward Loop Pattern

**Backward outside loops:** The skater begins from a standing start with a LFO3 into three backward inside rolls. The last backward inside roll is followed by a RBIO change of edge into a RBO loop. The skater then performs a change of edge to push LBI into three more backward inside rolls followed by a LBIO change of edge into a LBO loop. This sequence should be repeated twice down the length of the rink.

**Backward inside loops:** For this side of the move the skater begins from a standing start with a RFI3 into three backward outside cross strokes. The third cross stroke is immediately connected to a LBOI change of edge into a LBI loop. The skater then performs a change of edge to push into three more backward outside cross strokes, beginning with RBO. The third cross stroke is immediately connected to a RBOI change of edge into a RBI loop. This sequence should be repeated twice down the length of the arena. This move may start in either direction

Focus: Edge quality and continuous flow

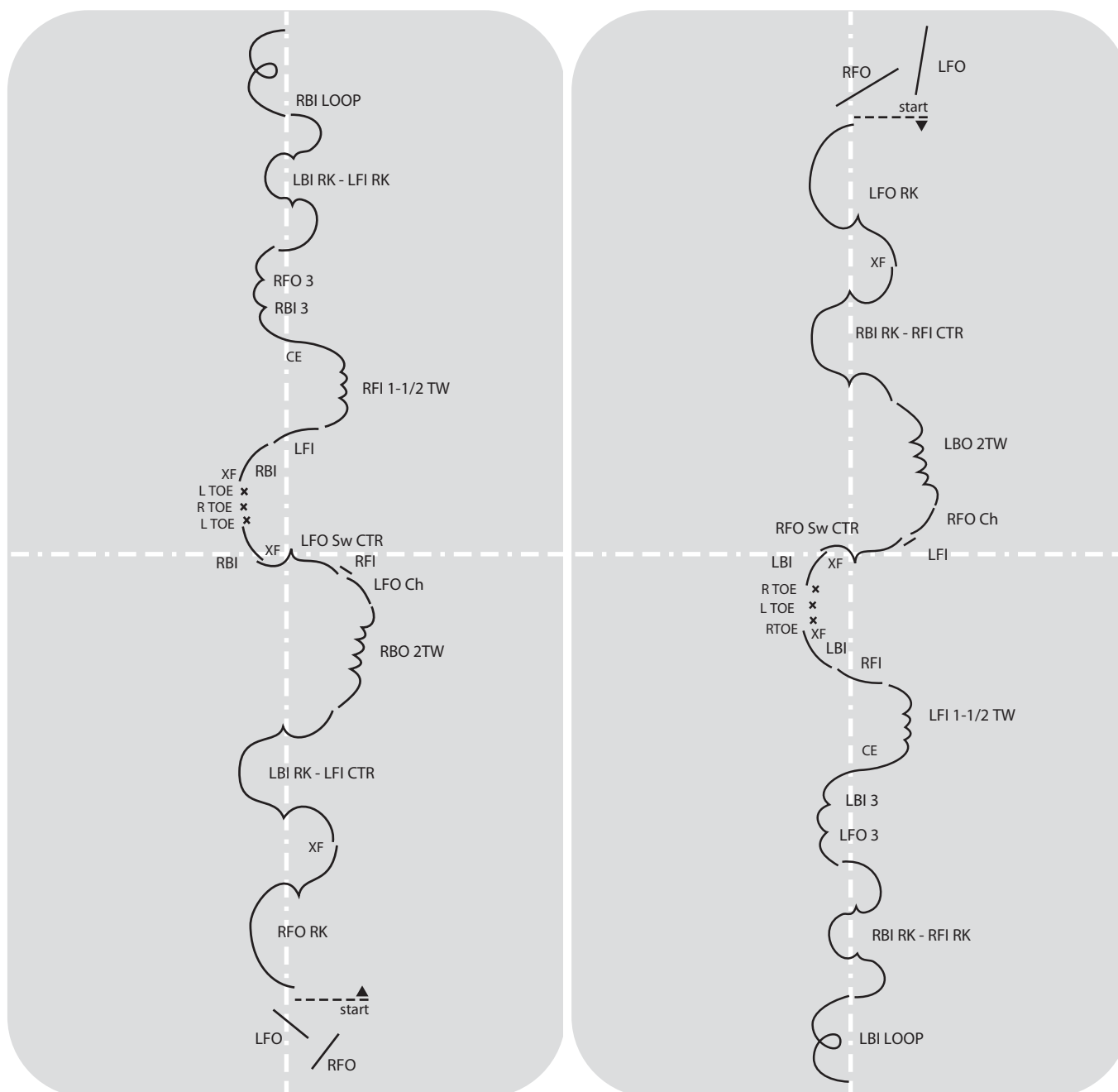


## Standard and Skate United Pre-Gold 6 and Adult Junior 6

### Straight Line Step Sequence

The skater begins from a standing start with two open strokes R and L. The skater will perform a RFO rocker and cross forward to LBI rocker, which enters immediately into a LFI counter. Next is a RBO double twizzle, stepping forward into a LFO chassé to LFO swing counter. The counter is immediately followed by a cross in front to RBI, followed by three clockwise toe steps and another cross in front RBI. The skater then steps forward onto LFI and changes lobe with a 1½ revolution RFI twizzle followed immediately by an edge pull to change edge into a RBI double-three. Finally, the skater pushes into a LBI rocker followed by a LFI rocker, and then a RBI loop. **Sequence is to be repeated starting on the other foot.** This move may start in either direction.

Focus: Edge quality and continuous flow

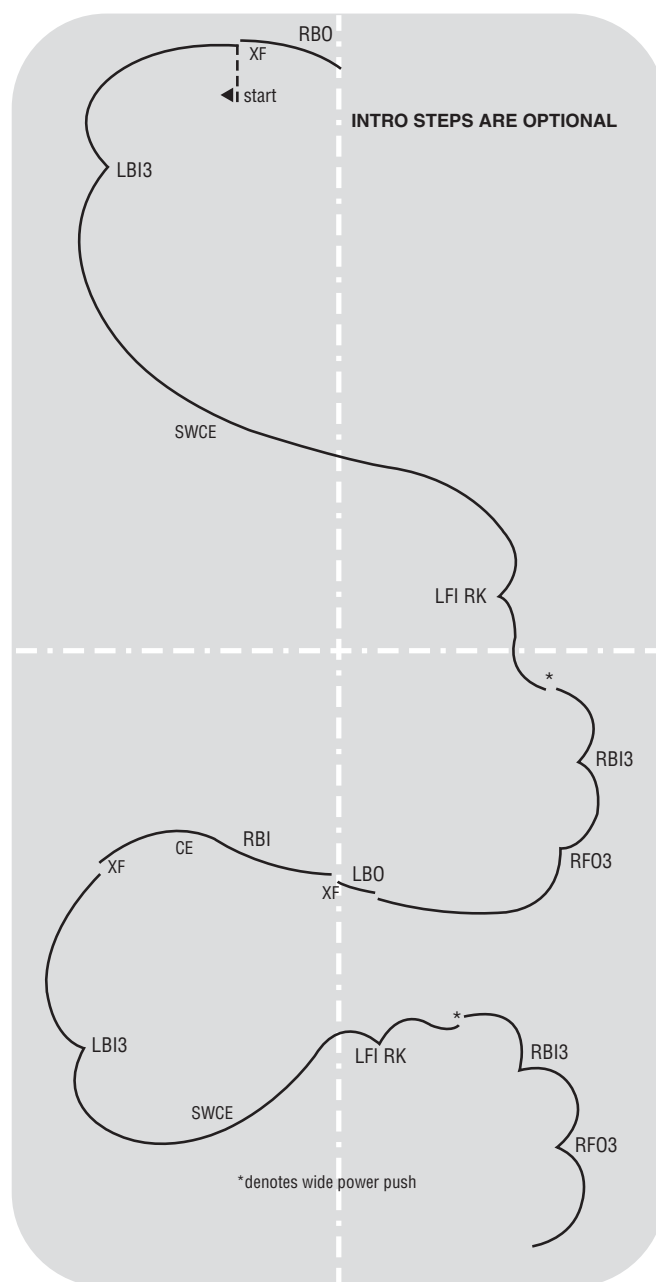


## Standard and Skate United Gold 1 and Adult Senior 1

### Sustained Edge Step

The skater will powerfully perform a backward inside three-turn to a sustained swing change of edge followed by a forward inside rocker, stepping to a backward inside double three-turn. Backward crossover steps follow this sequence. This pattern is then repeated to cover the entire surface of the rink. The skater will then repeat this step in the opposite direction. Introductory steps are optional. This move may start in either direction.

Focus: Edge quality and power



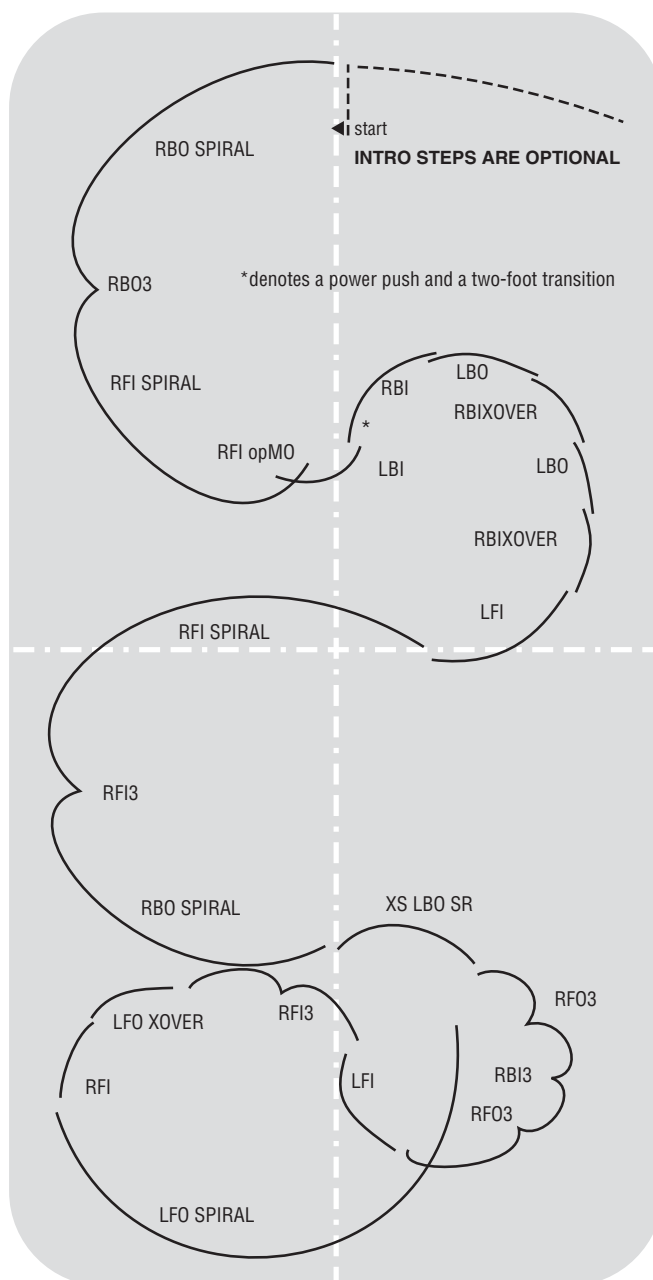


## Standard and Skate United Gold 2 and Adult Senior 2

### Spiral Sequence

The skater begins with a series of spirals, transitioning from a RBO spiral to a RFI spiral through the use of a RBO3 that is parallel to the long barrier of the rink. The free leg is then lowered into a RFI open mohawk and steps wide with a two-foot power push transition into two backward right over left crossovers. The skater steps onto a LFI and then immediately onto a RFI-RBO spiral sequence, again transitioning between spirals with a RFI3. The skater then does a cross stroke behind LBO swing roll followed by a RFO triple three-turn. Then step LFI into a RFI3, followed by a step forward into a LFO crossover and finally a LFO spiral. The pattern is repeated in the opposite direction, and transition steps are optional. (**Note:** All spirals should be sustained with an extended free leg to demonstrate the skater's form and flexibility). This move may start in either direction. Introductory steps are optional.

Focus: Extension and edge quality

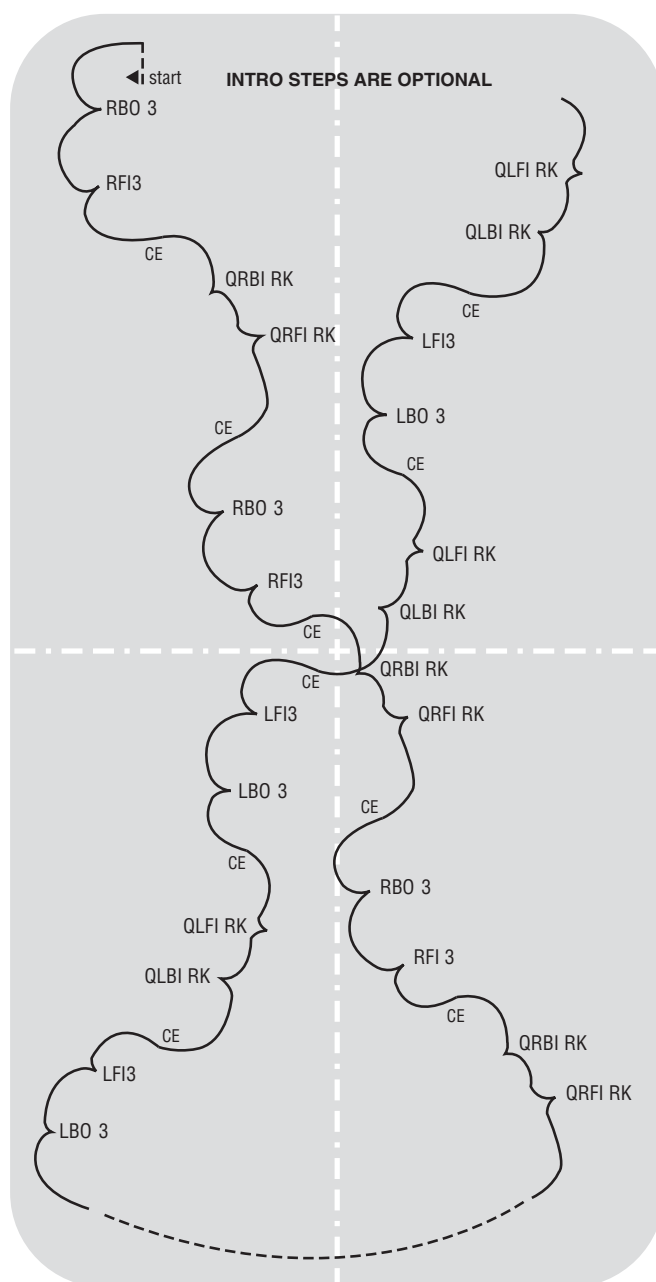


## Standard and Skate United Gold 3 and Adult Senior 3

### BO Power Double Three-Turns to Power Double Inside Rockers

The skater will perform backward outside power double three-turns, then complete a power pull to backward inside double rockers. These rockers are immediately followed by another power pull. This sequence is repeated consecutively down the entire diagonal of the rink. The skater will then perform the same step using the opposite foot down the opposite diagonal of the rink. Introductory steps are optional. This move may start on either foot.

Focus: Power and quickness

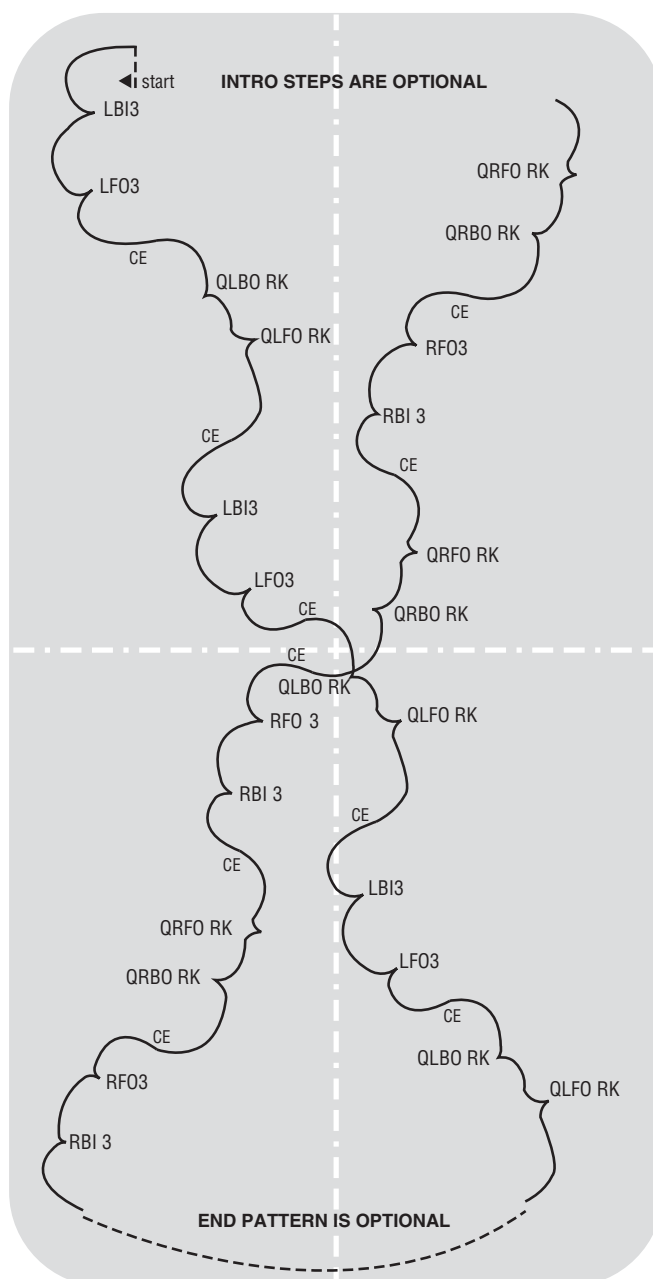


## Standard and Skate United Gold 4 and Adult Senior 4

### BI Power Double Three-Turns to Power Double Outside Rockers

The skater will perform backward inside power double three-turns, then complete a power pull to backward outside double rockers. These rockers are immediately followed by another power pull and the sequence is then repeated consecutively down the entire diagonal of the rink. The skater will then perform the same step using the opposite foot down the opposite diagonal of the rink. Introductory steps are optional. This move may start on either foot.

Focus: Power and quickness

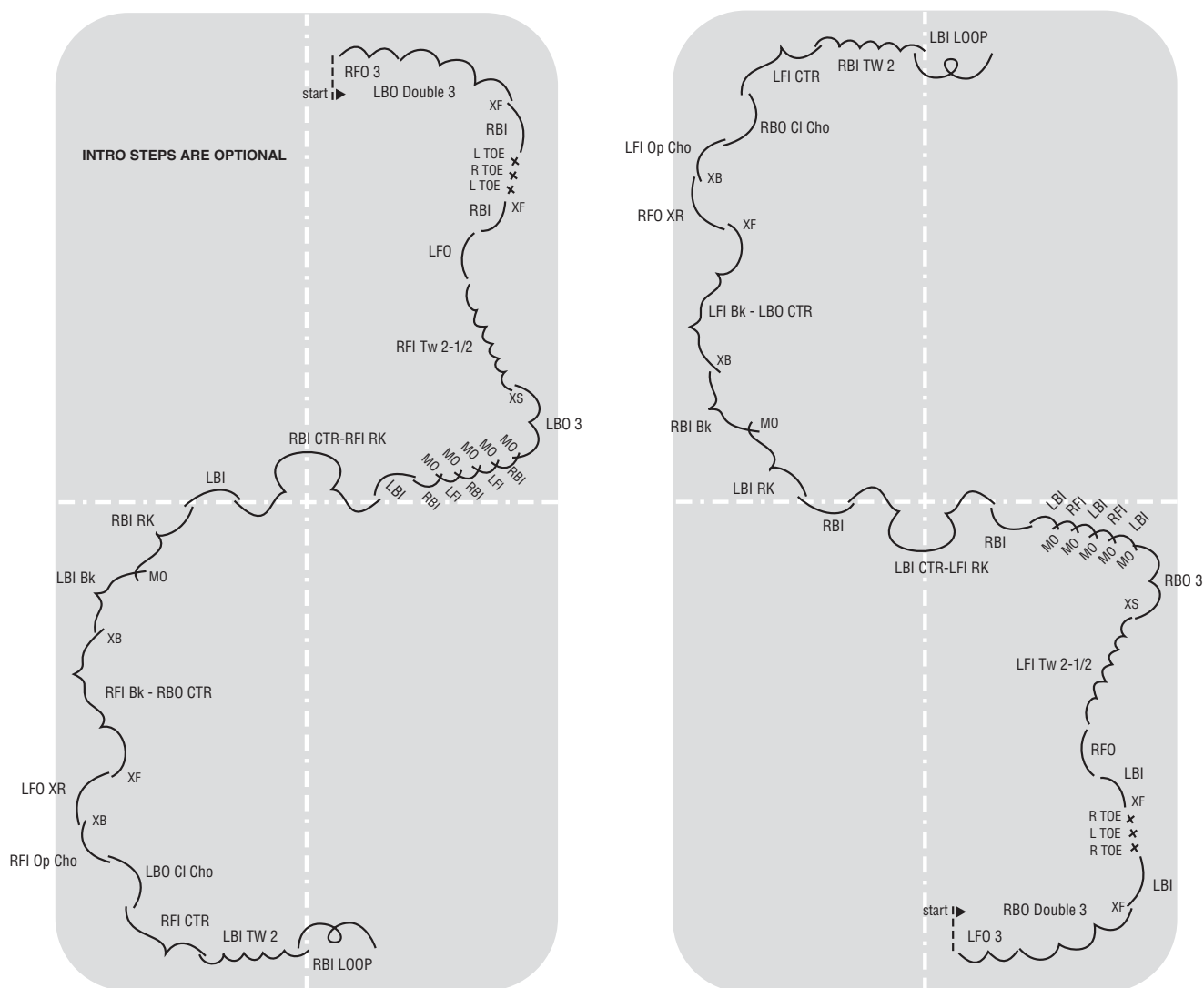


## Standard and Skate United Gold 5 and Adult Senior 5

### Serpentine Step Sequence

The skater begins with a RFO3 followed by a LBO double three-turn. The free leg then crosses in front for a RBI. This edge is followed by three clockwise toe steps and another cross in front RBI. Next the skater will step forward onto a LFO edge and perform a 2½ revolution RFI twizzle, ending with a LBO cross stroke behind three-turn. This turn will initiate a series of quick mohawk turns followed by a quick LBI. Next is a RBI counter into a RFI rocker. The skater steps LBI then a step-wide into RBI rocker, RFI mohawk, LBI bracket sequence. The skater should then simultaneously cross behind and reverse arm position to do RFI bracket into RBO counter, followed by a LFO cross front, RFI cross behind. The final part of the sequence is an open RFI/closed LBO choctaw sequence followed immediately by a RFI counter, then push to LBI double twizzle, and finishes with a RBI loop. **Optional steps take the skater to the repeat of the sequence in the opposite direction without stopping.** The skater has the option of starting in either direction. Introductory steps are optional.

Focus: Edge quality and continuous flow

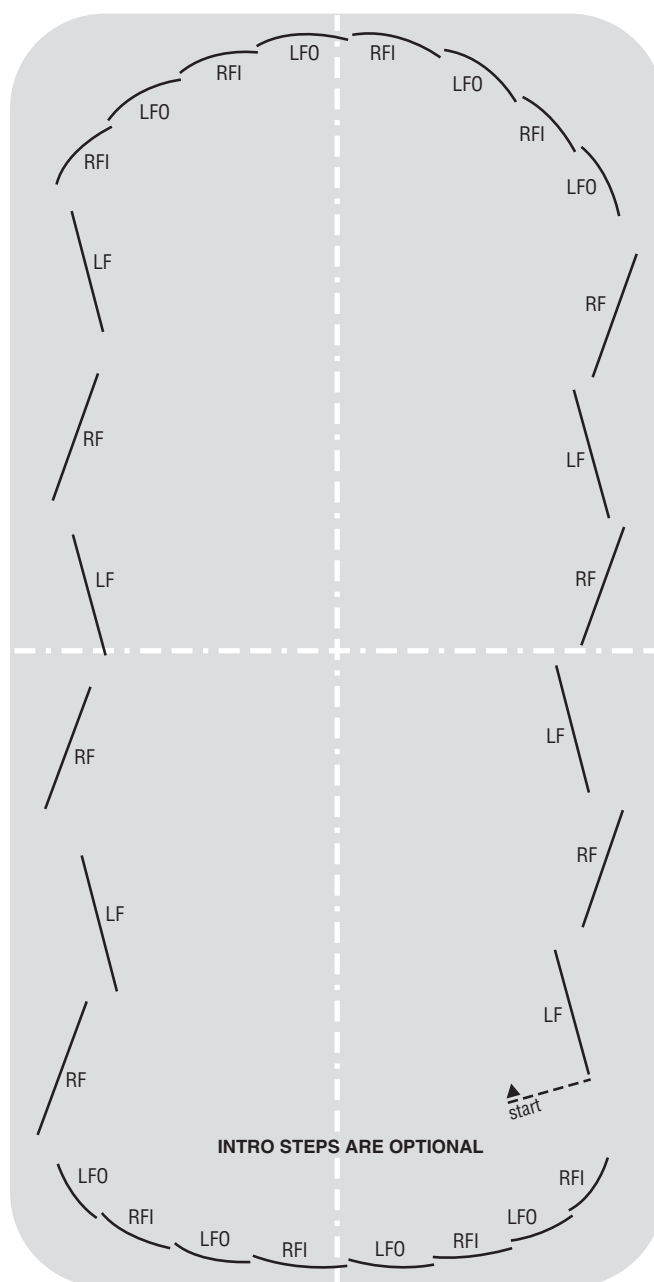


## Adult Pre-Bronze 1

### Forward Perimeter Stroking

The skater will perform four to eight straight strokes depending on the length of the ice and the strength of the skater, with crossovers around the ends, using the full ice surface and for one full lap of the rink (in both directions). Introductory steps are optional.

Focus: Continuous flow, strength and extension



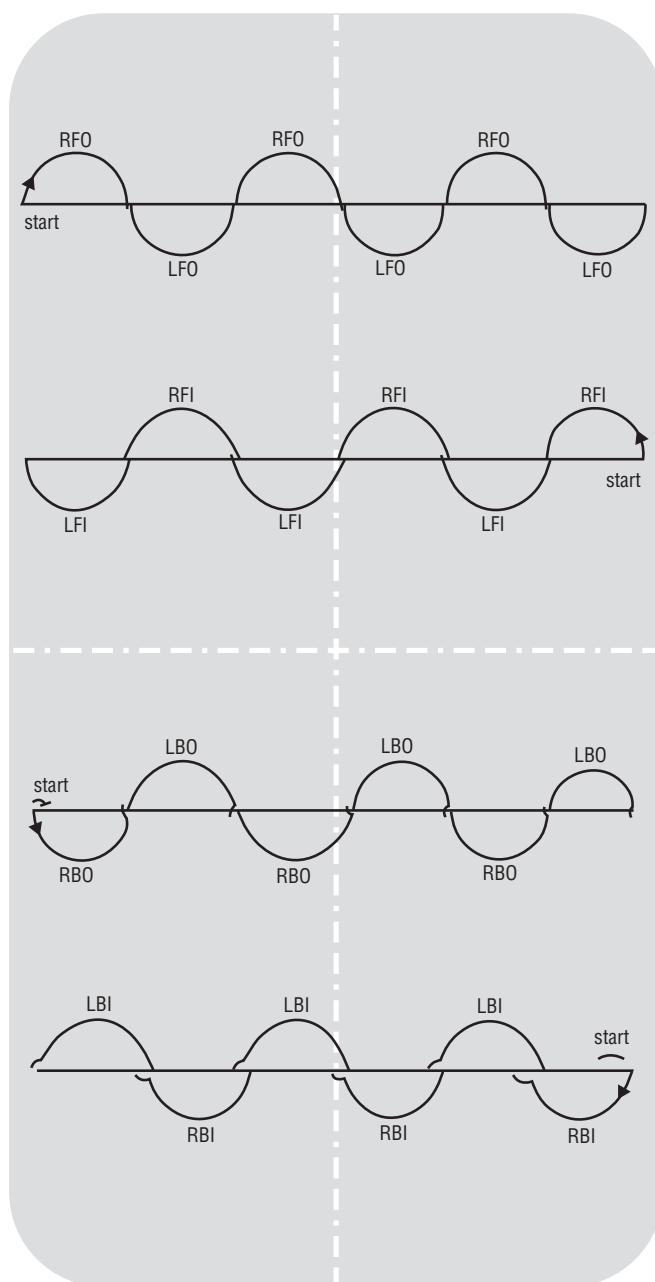
## Adult Pre-Bronze 2

### Basic Consecutive Edges

- Forward outside edges
- Forward inside edges
- Backward outside edges
- Backward inside edges

Starting from a standing position, the skater will perform four to six half circles, alternating feet, using an axis line such as a hockey line. The skater may start each set on either foot, but they must be skated in the order listed.

Focus: Edge quality



## Adult Pre-Bronze 3

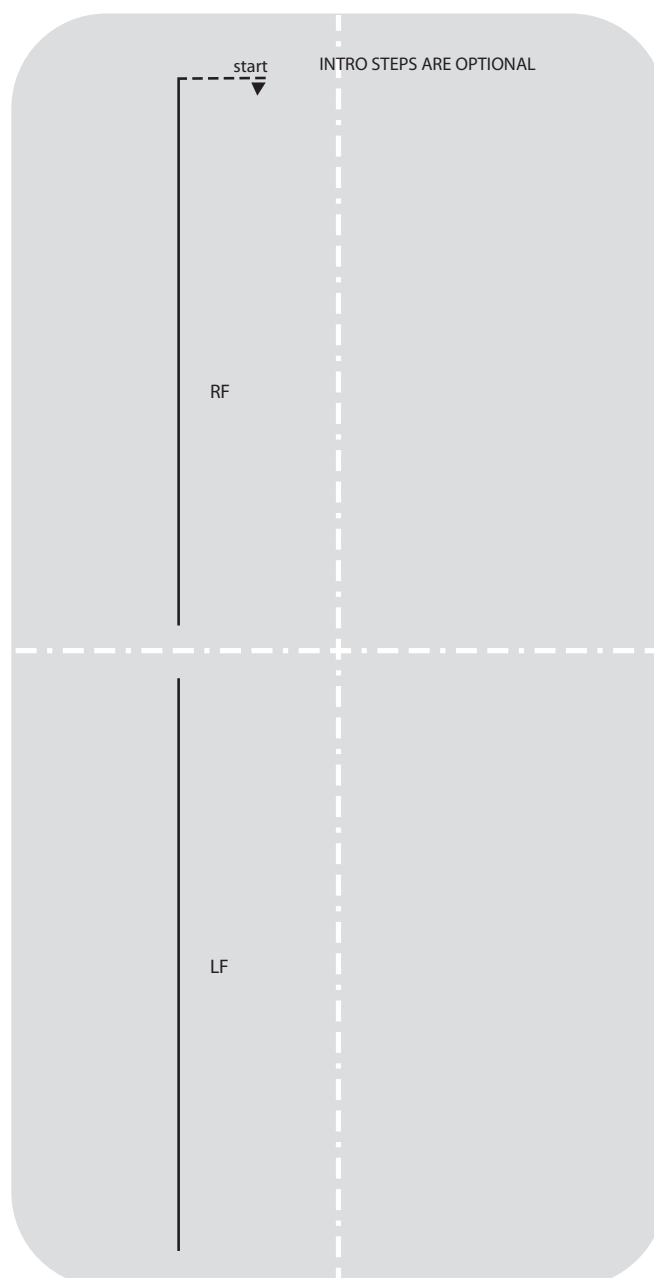
### Forward Right and Left Foot Spirals

The skater will perform right foot and left foot spirals down the length of the rink maintaining a spiral position on each foot for approximately four seconds with extended leg held at the hip level or higher. The skater may be on flats and may start on either foot. Introductory steps are optional.

Focus: Extension

ADULT PRE-BRONZE 5

FORWARD RIGHT AND LEFT FOOT SPIRALS

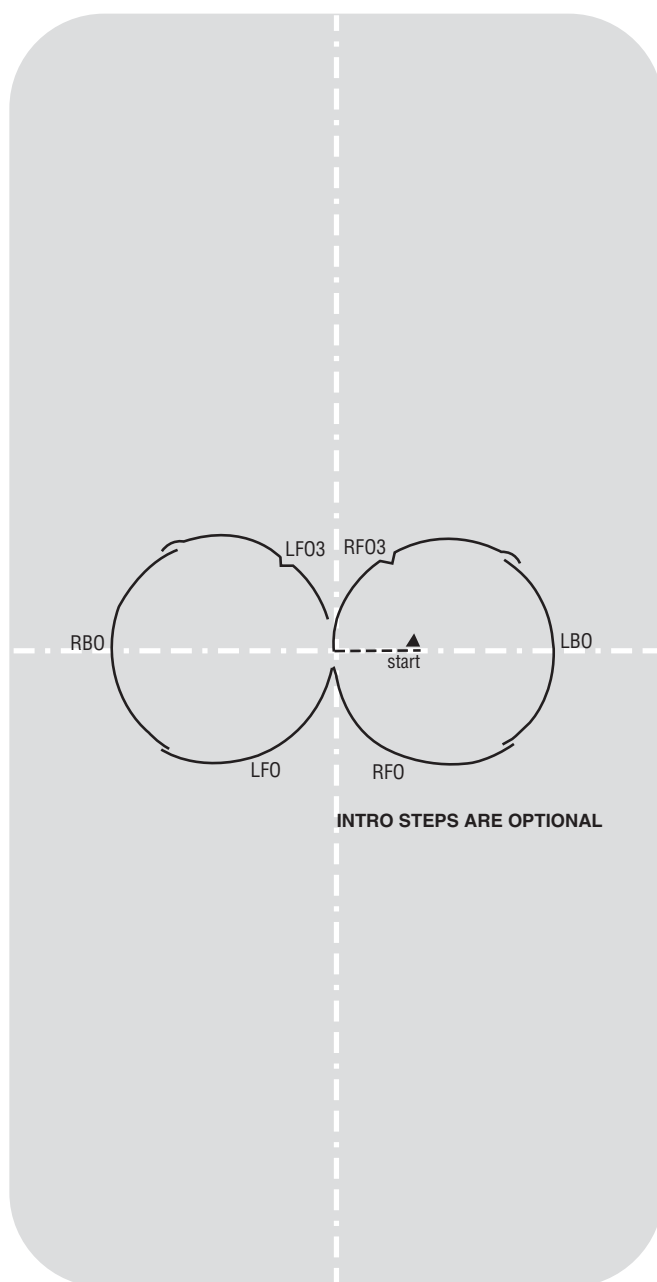


## Adult Pre-Bronze 4

### Waltz Eight

The skater will perform the waltz eight, using large circumference circles, completing two patterns on each foot, and performed with control. This move may start on either foot. Introductory steps are optional or may begin from a standing start. The skater may mark the center.

Focus: Edge quality



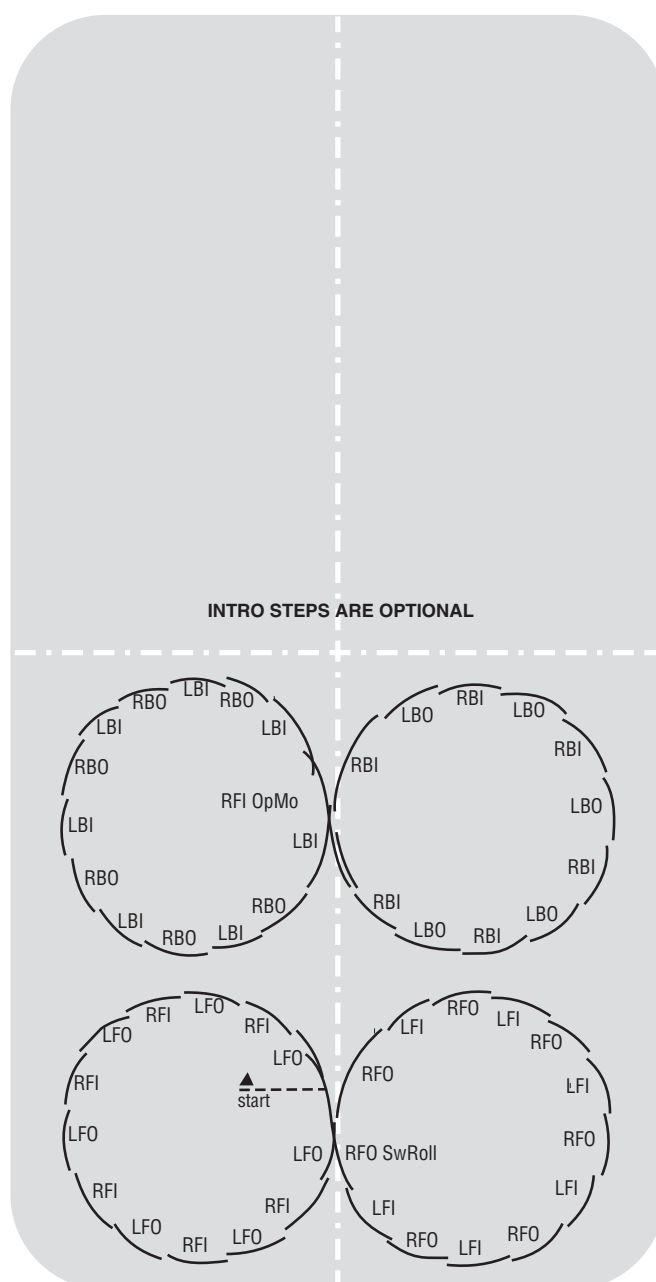


## Adult Pre-Bronze 5

### Forward and Backward Crossovers

The skater will perform forward crossovers in a figure eight pattern. It is expected that the skater will perform the transition between circles on one foot. Four to six crossovers per circle are recommended. Upon completing the forward figure eight, the skater will perform a swing roll and change of edge to an open mohawk in order to turn around and continue the figure eight pattern with four to six backward crossovers per circle. This move may start in either direction. Introductory steps are optional.

Focus: Continuous flow and strength



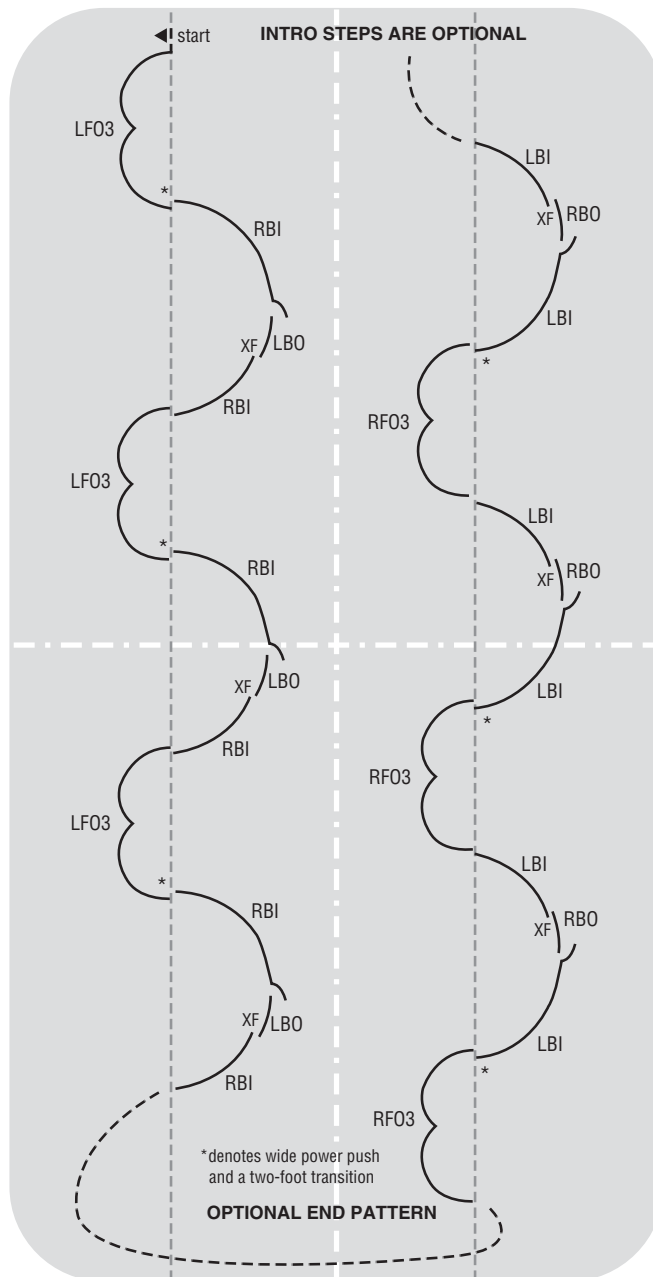


## Adult Bronze 2

### Forward Power Three-Turns

The skater will perform forward outside three-turns to a balance position followed by a backward crossover. Three to six sets of three-turns will be skated depending on the length of the ice surface. Skaters may begin this move with either right or left foot three-turns. On the second length of the rink, the three-turns will be skated on the opposite foot. Introductory steps and backward crossovers around the end of the rink are optional.

Focus: Continuous flow and strength

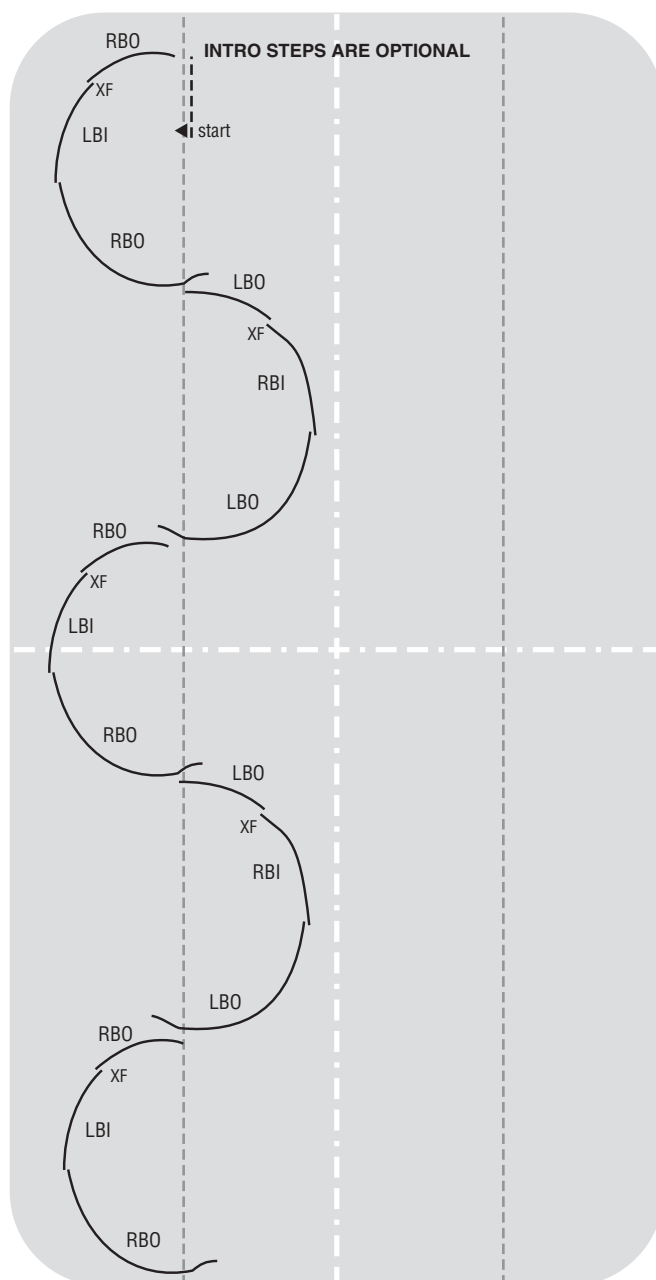


## Adult Bronze 3

### Alternating Backward Crossovers to Backward Outside Edges

The skater will perform alternating backward crossovers to backward outside edges in consecutive half circles for one length of the rink. Four or five lobes should be skated. Introductory steps are optional.

Focus: Continuous flow and strength

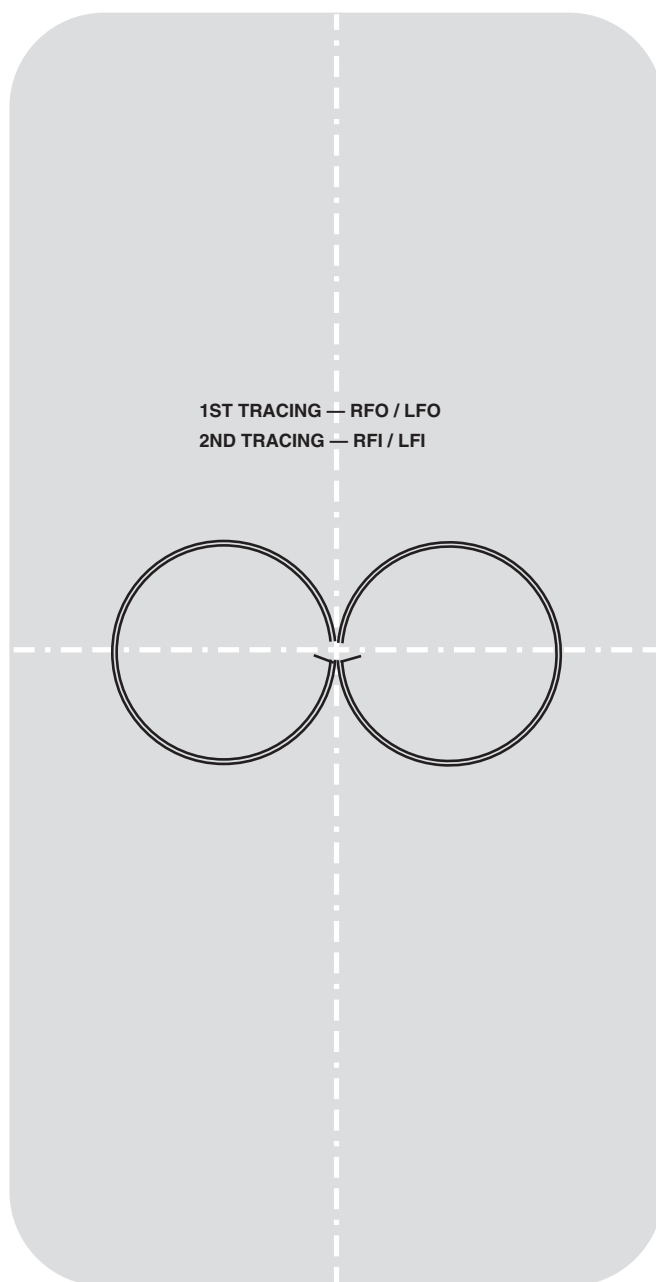


## Adult Bronze 4

### Forward Circle Eight

The skater will push from a standing start onto a forward outside edge and complete one forward outside figure eight. Upon returning to center at the completion of the second circle, the skater will perform a forward inside figure eight by pushing onto a forward inside edge, thereby repeating the previously skated circle. The circles should be equal in size with each circle approximately three times the skater's height. The skater may mark the center. This move may start on either foot.

Focus: Edge quality and continuous flow

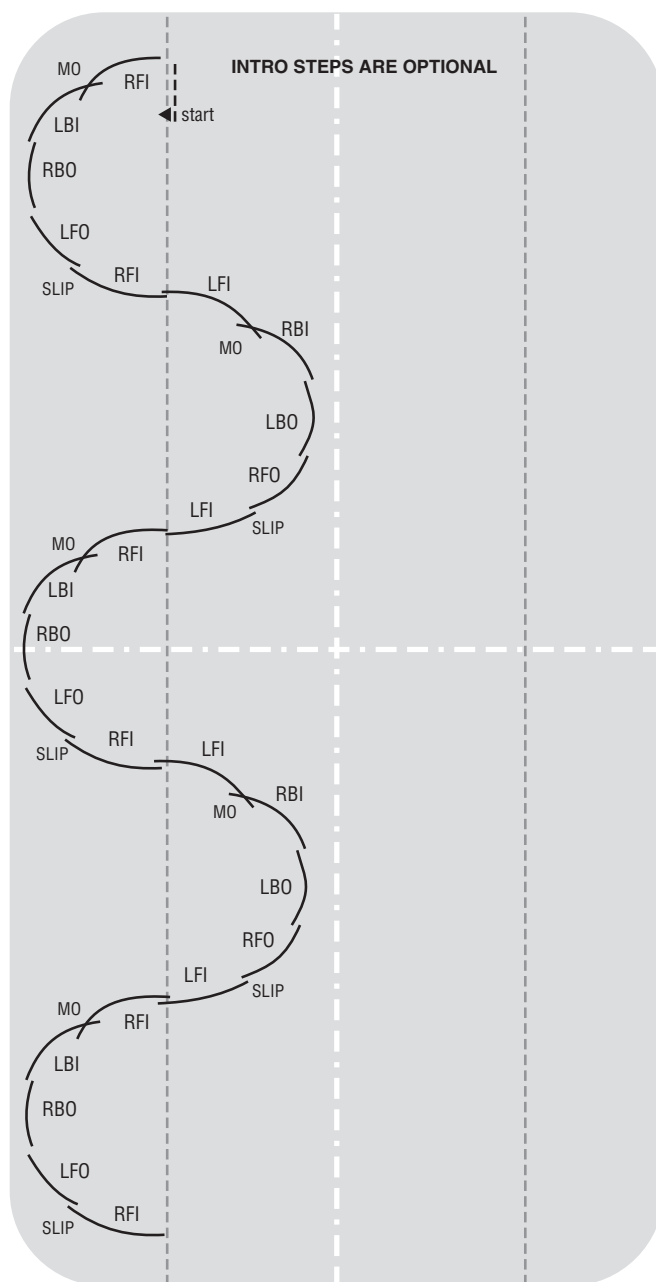


## Adult Bronze 5

### Five-Step Mohawk Sequence

The skater will perform alternating forward inside mohawks, skated in consecutive half circles. Each series consists of a five-step sequence. The skater will skate one length of the ice with four or five lobes. Introductory steps are optional.

Focus: Edge quality and extension

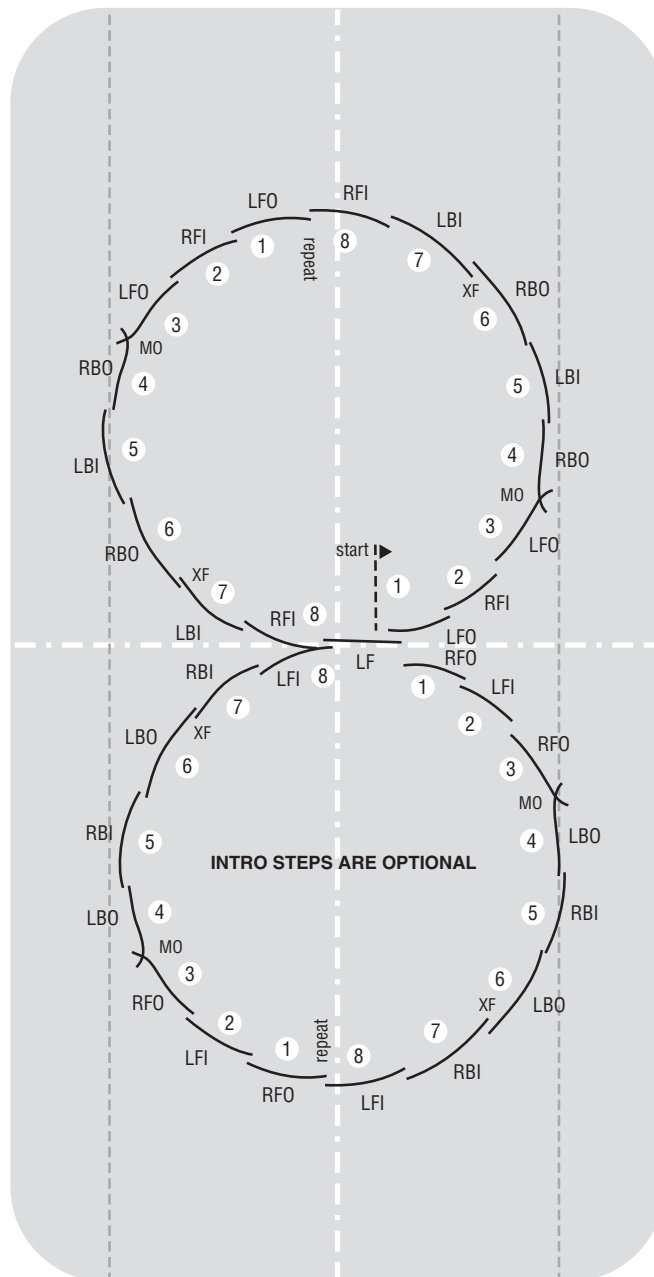


## Adult Silver 1

### Eight-Step Mohawk Sequence

The skater will perform two eight-step mohawk sequences counterclockwise. The step order is: Forward crossover into a LFO mohawk, followed by LBI, RBO, LBI cross forward and RFI. The skater should maintain a march cadence (one beat per step). Between the circles is a two-beat left foot transition. The sequence is then repeated twice in the opposite direction. Introductory steps are optional. This move may start in either direction.

Focus: Quickness, continuous flow and strength

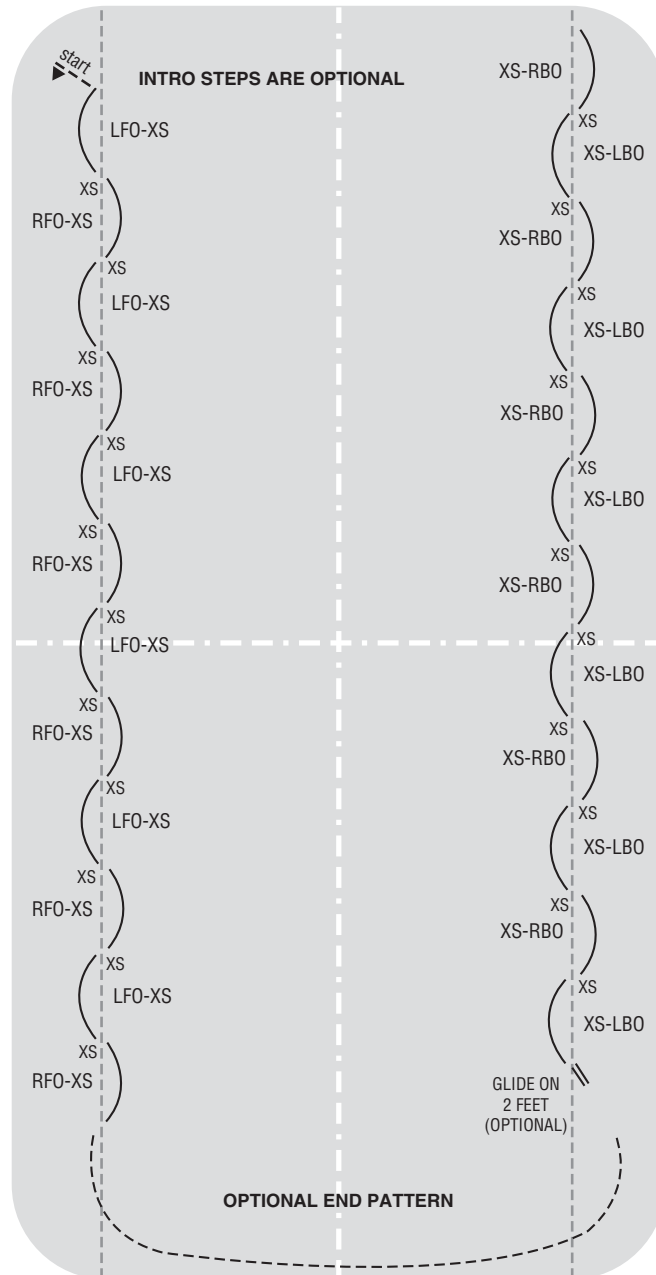


## Adult Silver 2

### Forward and Backward Free Skate Cross Strokes

The skater will perform free skate cross strokes the length of the ice surface. Forward cross strokes will be skated for one length of the rink and backward cross strokes skated for the second length of the rink. Introductory steps and end patterns are optional. This move may start on either foot.

Focus: Continuous flow and strength



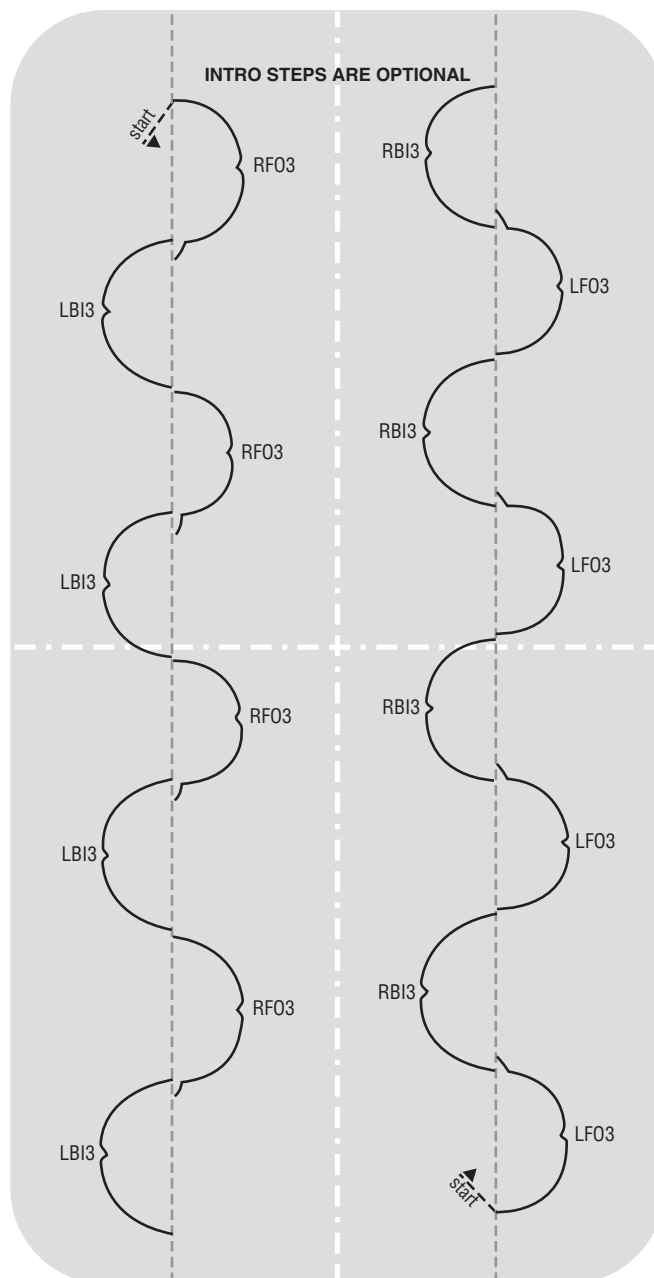


## Adult Silver 3

### FO-BI Three-Turns in the Field

The skater will perform forward three-turns alternating to backward three-turns covering the length of the rink. One length of the rink will start with RFO-LBI three-turns. On the second length of the rink, the skater will perform LFO-RBI three-turns. Introductory steps and end sequence are optional. This move may start on either foot.

Focus: Edge quality

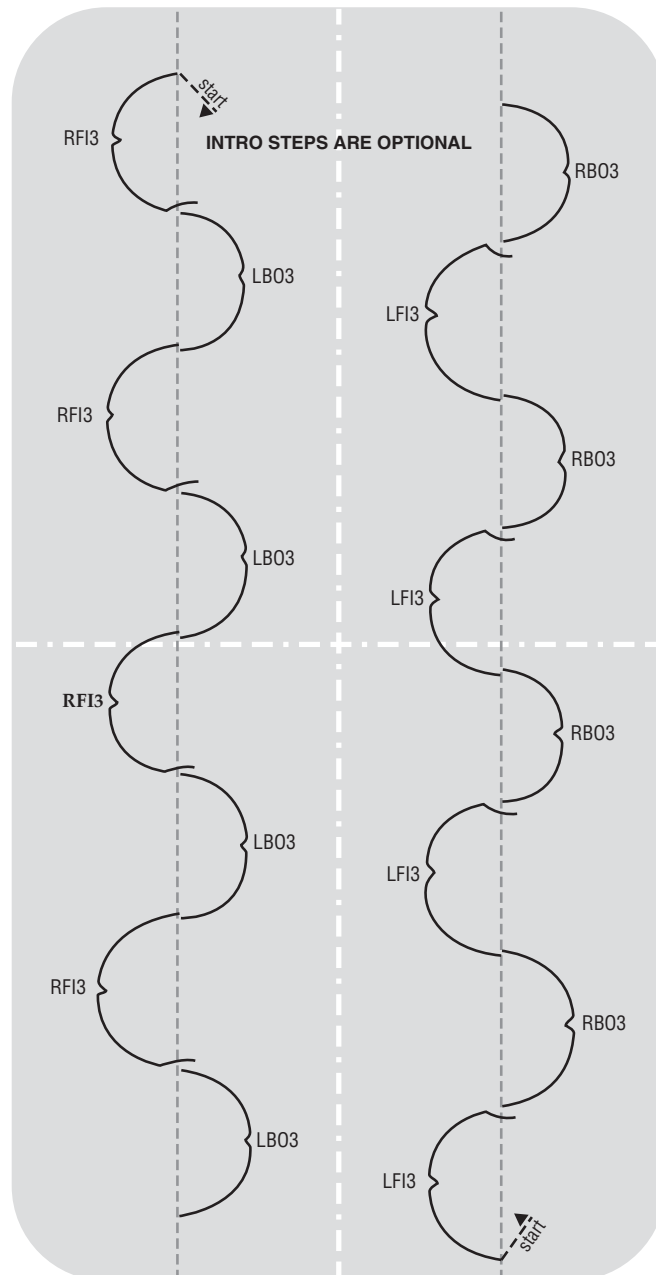


## Adult Silver 4

### FI-BO Three-Turns in the Field

On the first length of the rink the skater will perform RFI-LBO three-turns. On the second length of the rink the skater will perform LFI RBO three-turns. Introductory steps and end sequence are optional. This move may start on either foot.

Focus: Edge quality

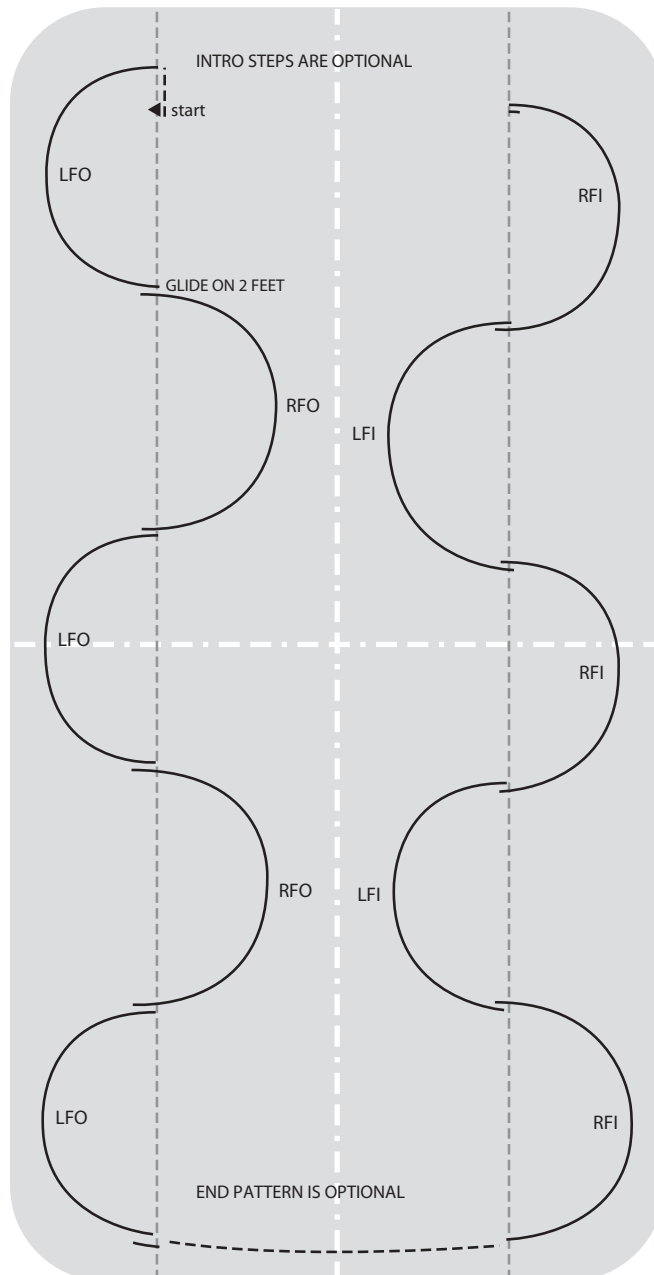


## Adult Silver 5

### Consecutive Outside and Inside Spirals

The skater will perform right foot and left foot spirals. The forward outside edge spirals will be skated for the first length of the rink. Forward crossovers may be utilized (optional) around the end of the rink. Forward inside edge spirals will be skated for the second length of the rink. The exact number of spirals will depend on the size of the rink and the strength of the skater; however, a minimum of four spirals down each length of the rink must be skated. The extended leg in the spiral should be held at hip level or higher. Introductory steps are optional.

Focus: Extension and edge quality

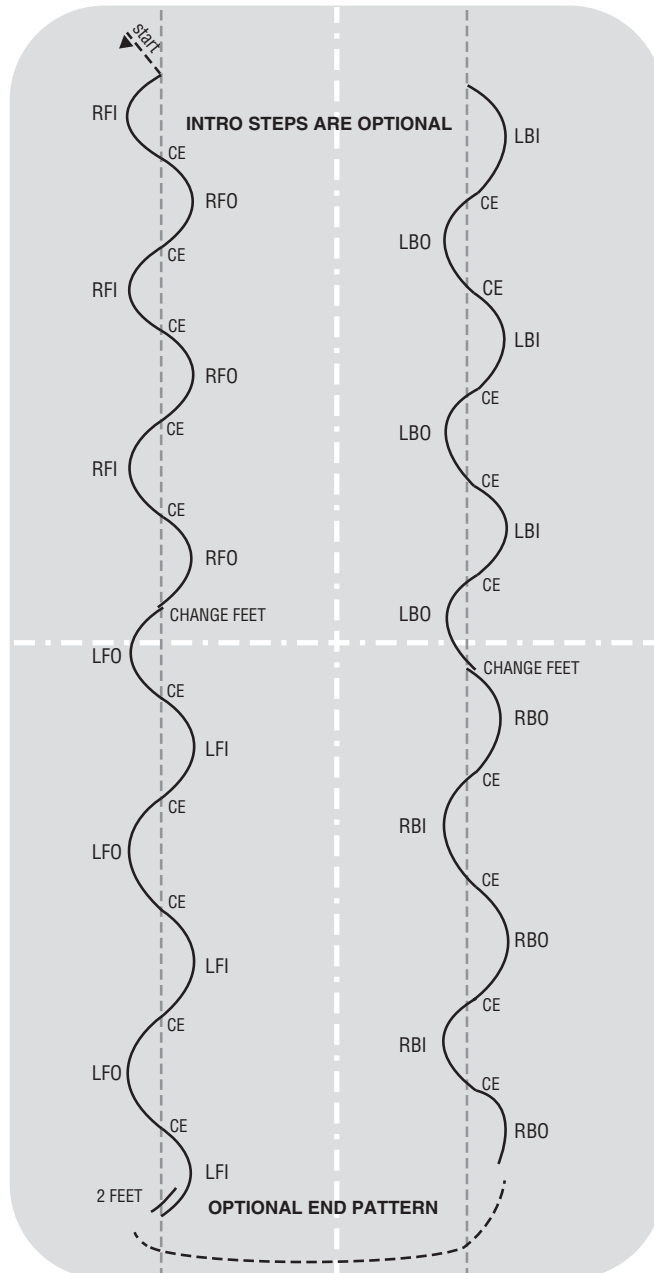


## Adult Silver 6

### Forward and Backward Power Change of Edge Pulls

The skater will perform consecutive power change of edge pulls — FIO to FOI — for the full length of the rink followed by backward change of edge pulls — BOI to BIO — for the second full length of the rink. The skater will change feet at the center of the rink. Introductory steps and end sequence are optional. This move may start on either foot.

Focus: Continuous flow and strength

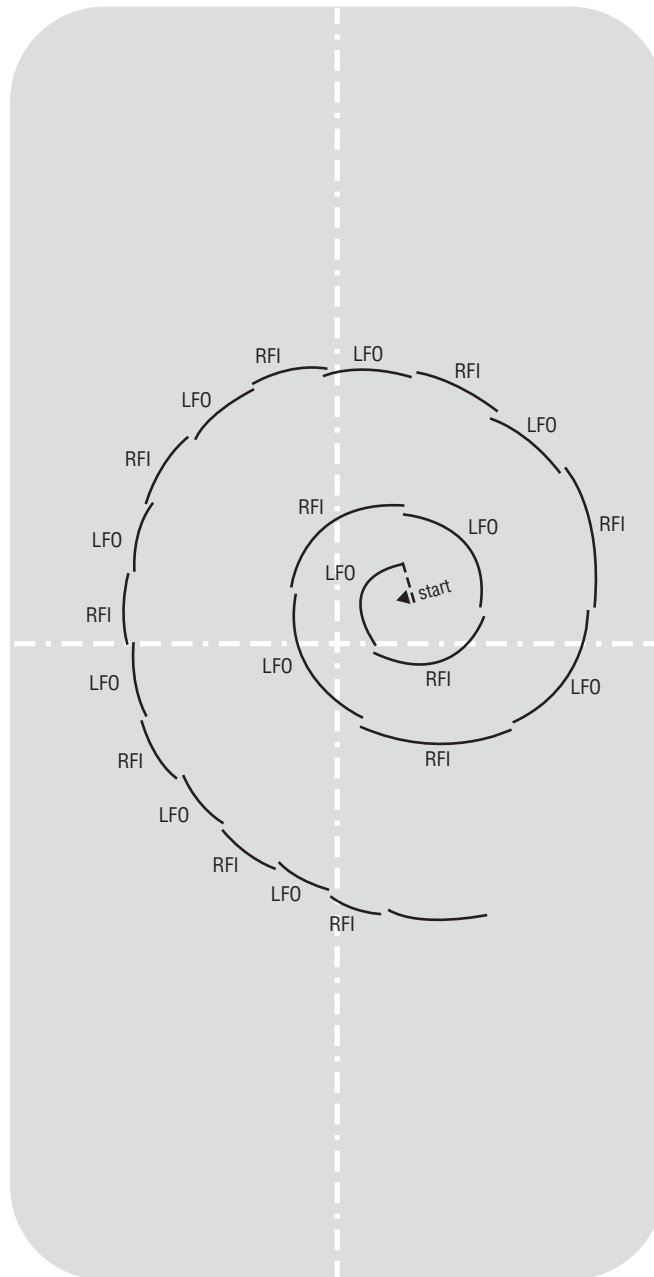


## Adult Gold 1

### Stroking: Forward Power Circle

Starting from a standing position, the skater will perform forward crossovers progressively increasing in foot speed and acceleration throughout the entire move, from a slow, but gradually accelerating pace to fully accelerated crossovers. As the skater accelerates, the circle circumference increases. Power circles are performed both in counterclockwise and clockwise directions. It is recommended that no more than 15 crossovers be utilized in completing each portion of this move. This move may start in either direction.

Focus: Continuous flow and strength

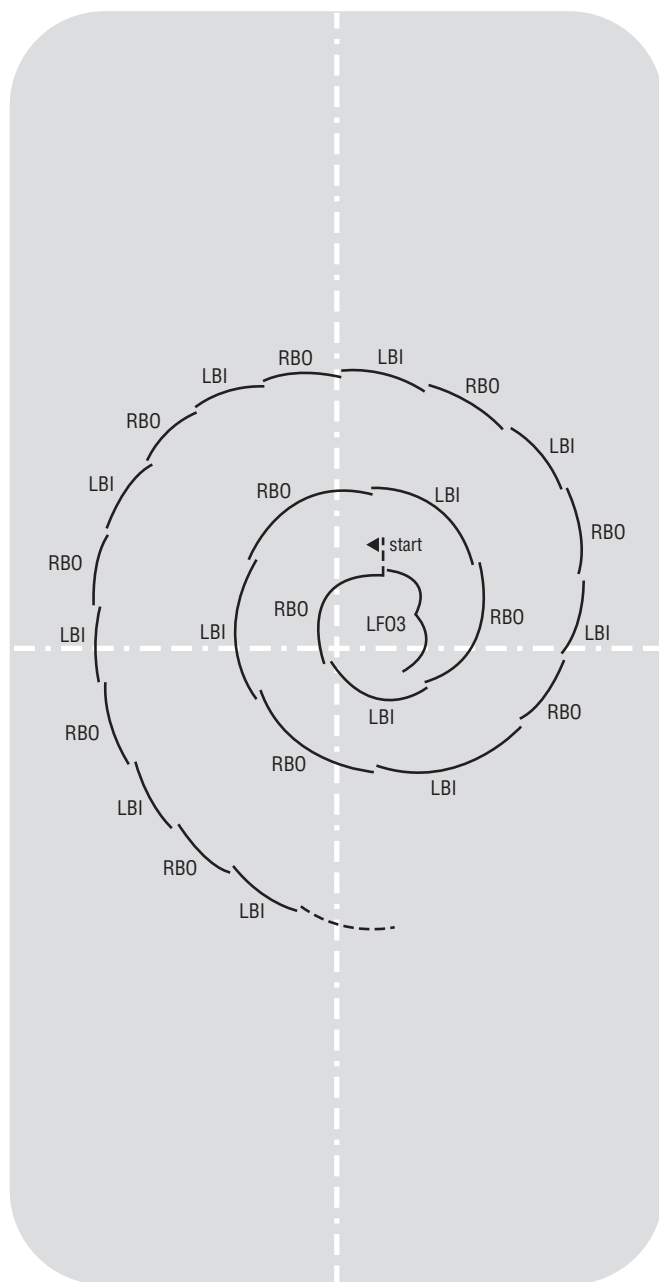


## Adult Gold 2

### Stroking: Backward Power Circle

Starting from a standing position, the skater will perform backward crossovers progressively increasing in foot speed and acceleration throughout the entire move, from a slow, but gradually accelerating pace to fully accelerated crossovers. As the skater accelerates, the circle circumference increases. Power circles are performed both in counterclockwise and clockwise directions. It is recommended that no more than 15 crossovers be utilized in completing each portion of this move. This move may start in either direction.

Focus: Continuous flow and strength

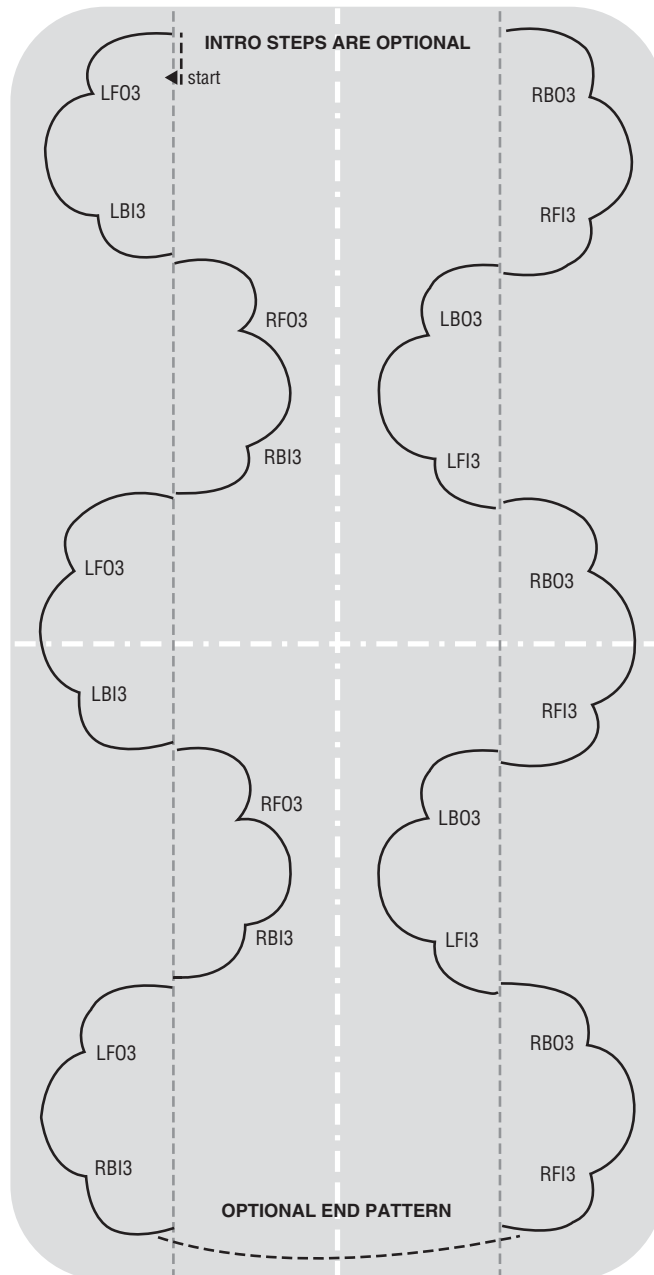


## Adult Gold 3

### Forward Double Three-Turns

The skater will perform consecutive forward double three-turns on half circles, with alternating feet. Four to six half circles will be skated depending on the length of the rink and strength of the skater. The sequence begins with forward outside double three-turns covering the first length of the rink. The forward inside double three-turns will cover the second length of the rink. Introductory steps and end patterns are optional.

Focus: Edge quality

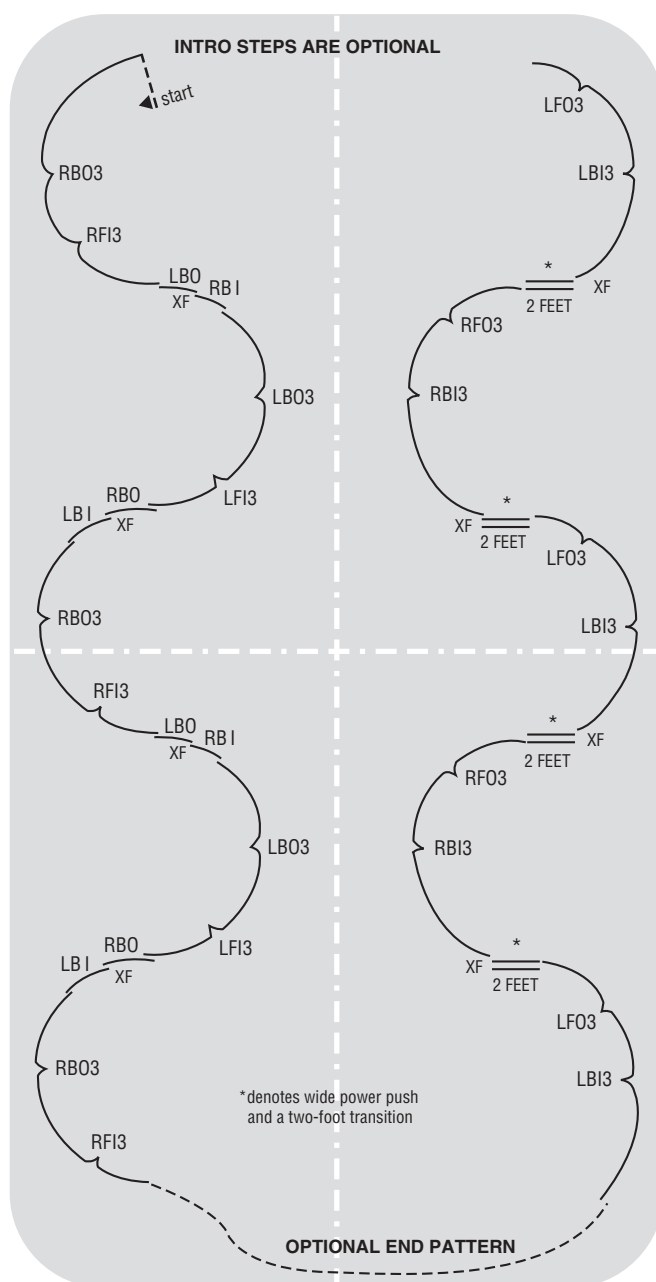


## Adult Gold 4

### Backward Double Three-Turns

The skater will perform consecutive backward double three-turns on half circles, with alternating feet. Four to six half circles will be skated depending on the length of the rink and strength of the skater. The sequence begins with backward outside double three-turns covering the first length of the rink. The backward inside double three-turns will cover the second length of the rink. Introductory steps and end patterns are optional.

Focus: Edge quality and extension



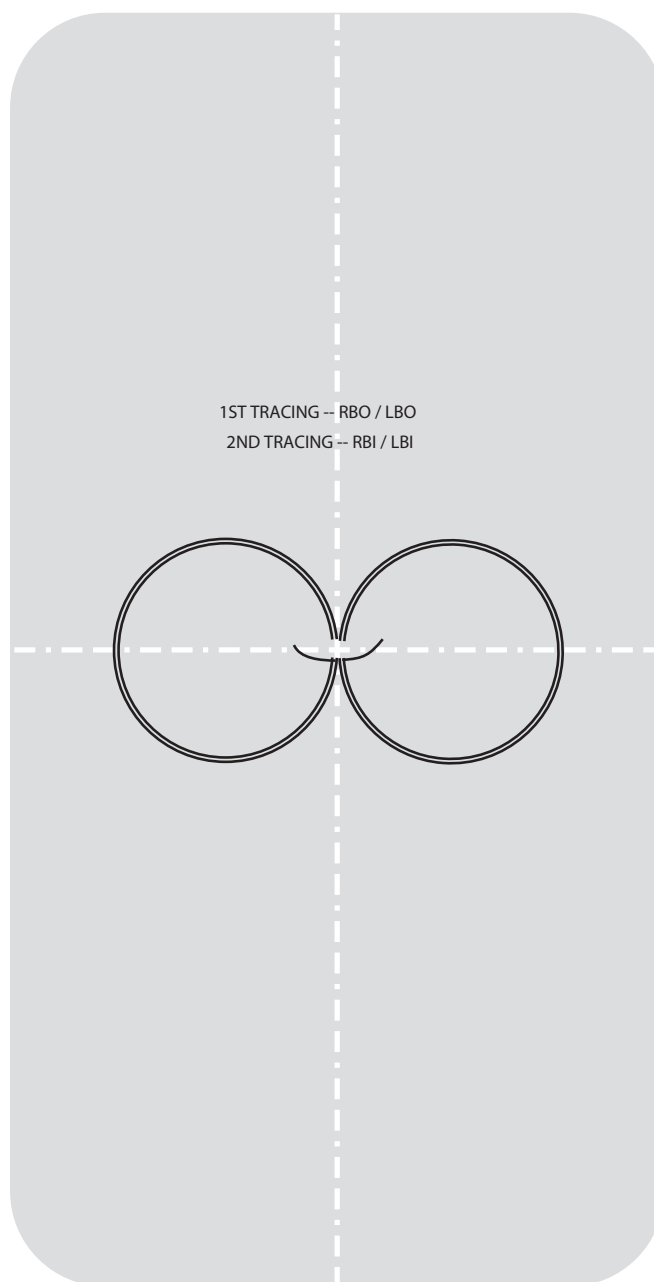


## Adult Gold 5

### Backward Circle Eight

The skater will push from a standing start onto a backward outside edge and complete one backward outside figure eight. Upon returning to center at the completion of the second circle, the skater will perform a backward inside figure eight by pushing onto a backward inside edge, thereby repeating the previously skated circle. The circles should be equal in size with each circle approximately three times the skater's height. The skater may mark the center. This move may start on either foot.

Focus: Edge quality and continuous flow

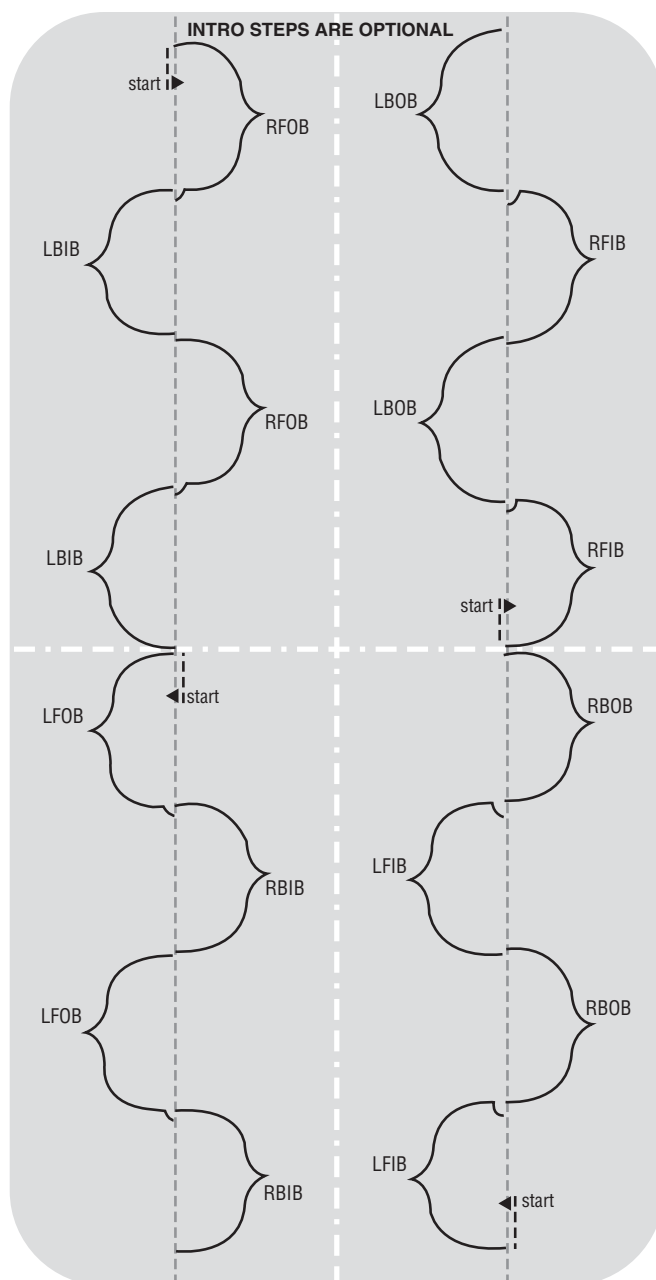


## Adult Gold 6

### Brackets in the Field

The skater will perform two sets of turns on half circles (RFO-LBI) down approximately half the length of the rink. Continuing down the remaining length of the rink the skater then will perform two sets of turns (LFO-RBI) with an optional step to transition to the LFO edge. Once completed, the entire sequence is repeated, performing two sets of turns (LFI-RBO) down approximately half the length of the rink. The skater then performs two sets of turns (RFI-LBO) down the remaining length of the rink with an optional step to transition to the RFI edge. Introductory steps are optional. This move may start on either foot; the FO/BI brackets will precede the FI/BO brackets.

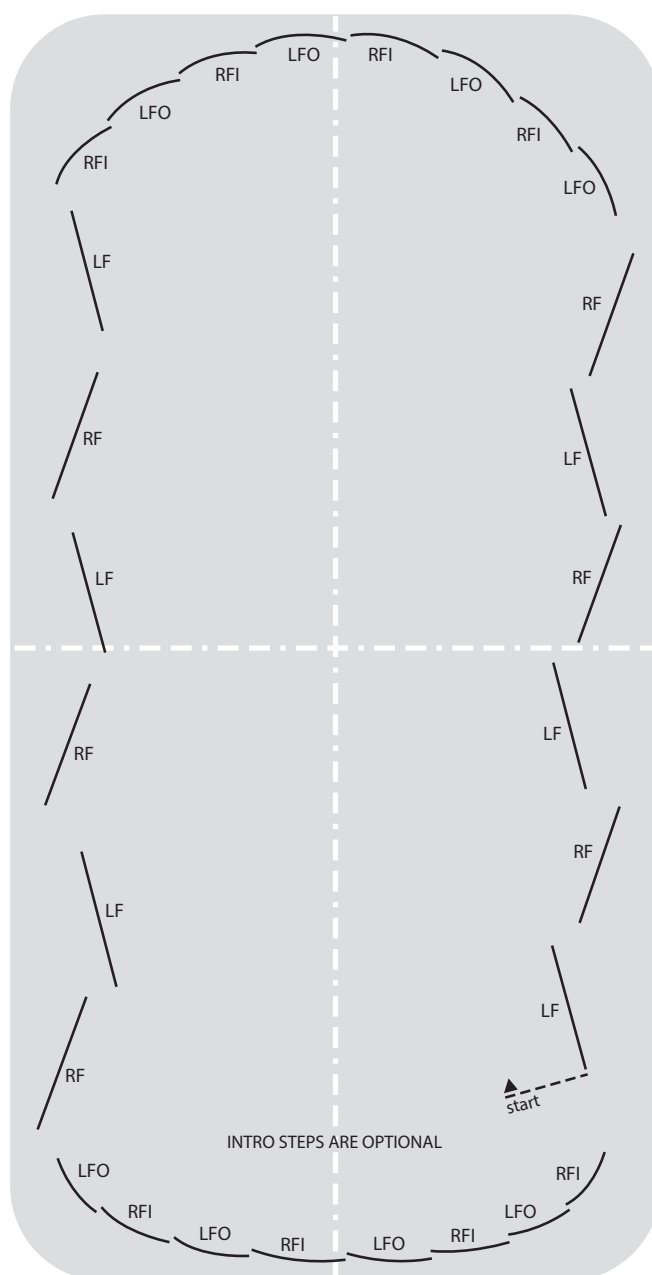
Focus: Edge quality



## Adaptive Skating Pre-Bronze 1

### Forward Perimeter Stroking

The skater will perform four to eight straight strokes depending on the length of the ice and the strength of the skater, with crossovers around the ends, using the full ice surface and for one full lap of the rink (in both directions). Introductory steps are optional.

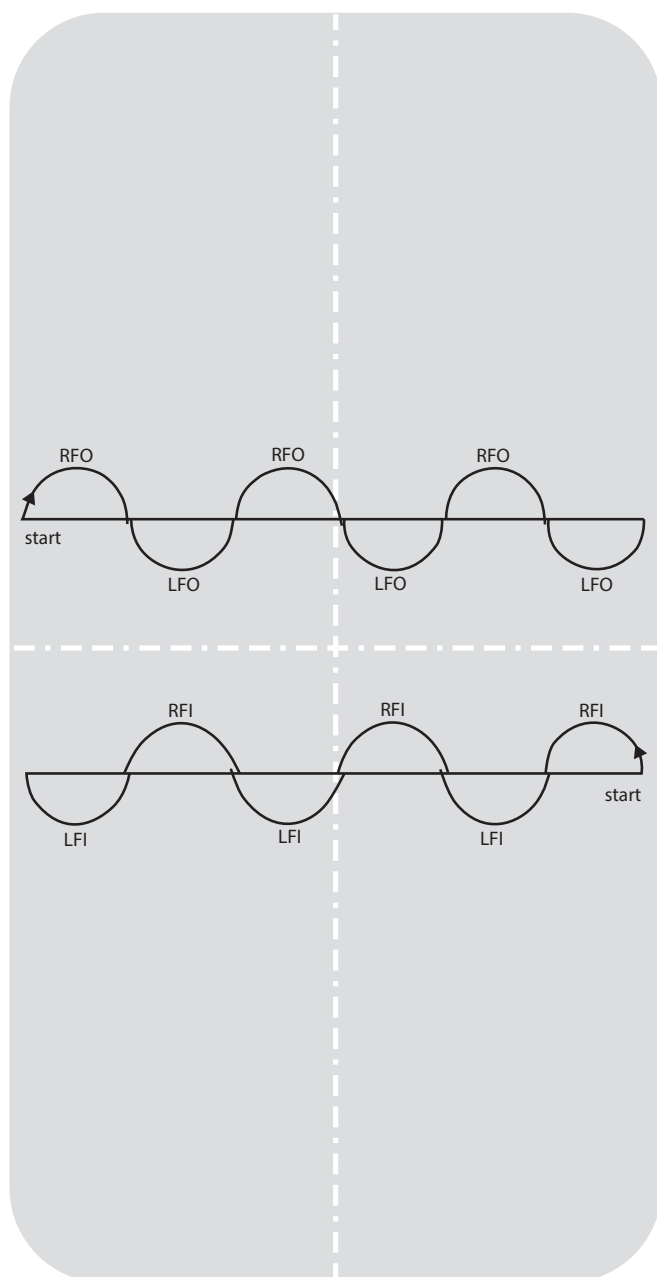


## Adaptive Skating Pre-Bronze 2

### Basic Consecutive Forward Edges

- Forward outside edges
- Forward inside edges

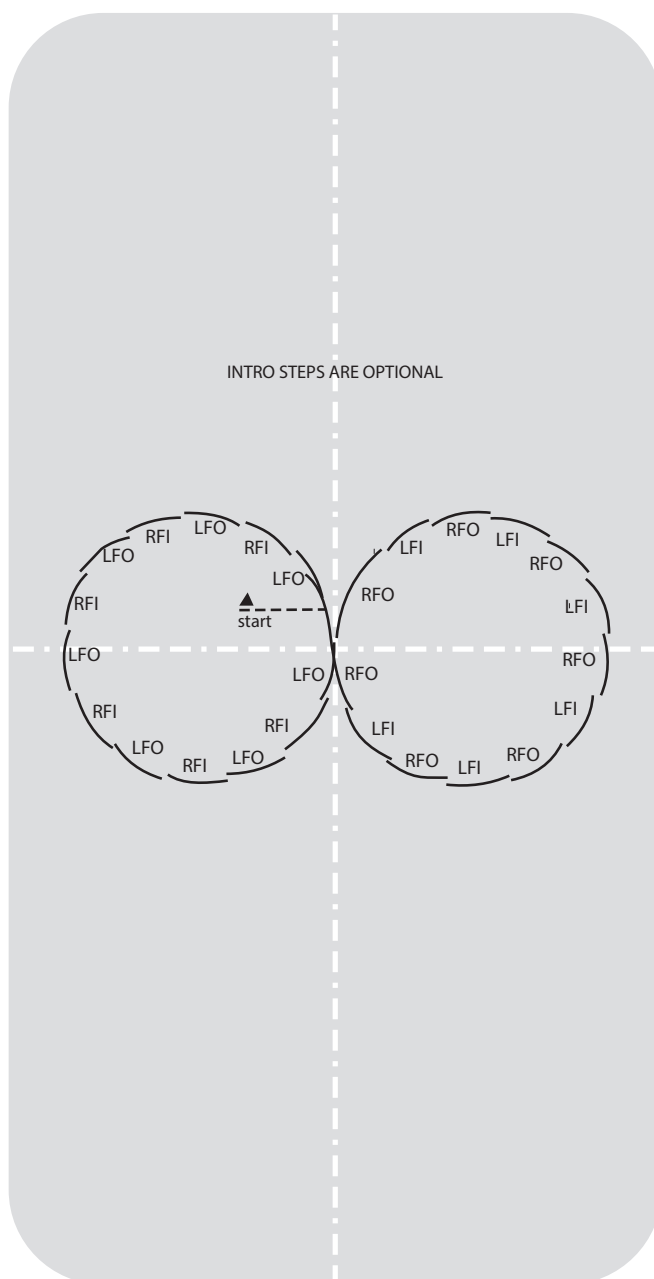
Starting from a standing position, the skater will perform four to six half circles, alternating feet, using an axis line such as a hockey line. The skater may start each set on either foot, but they must be skated in the order listed.



## Adaptive Skating Pre-Bronze 3

### Forward Crossovers

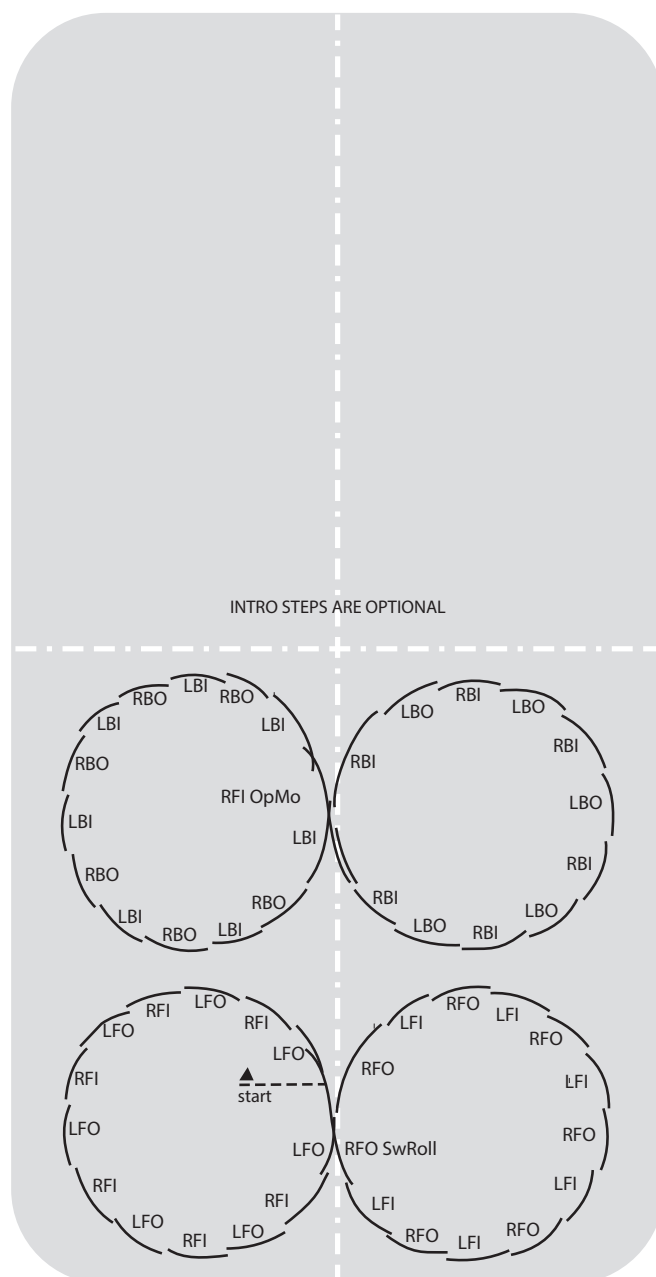
The skater will perform forward crossovers in a figure eight pattern. The transition between the two circles may be on two feet. Four to six crossovers per circle are recommended. This move may start in either direction. Introductory steps are optional.



## Adaptive Skating Bronze 1

### Forward and Backward Crossovers

The skater will perform forward crossovers in a figure eight pattern. It is expected that the skater will perform the transition between circles on one foot. Four to six crossovers per circle are recommended. Upon completing the forward figure eight, the skater will perform a swing roll and change of edge to an open mohawk in order to turn around and continue the figure eight pattern with four to six backward crossovers per circle. This move may start in either direction. Introductory steps are optional.



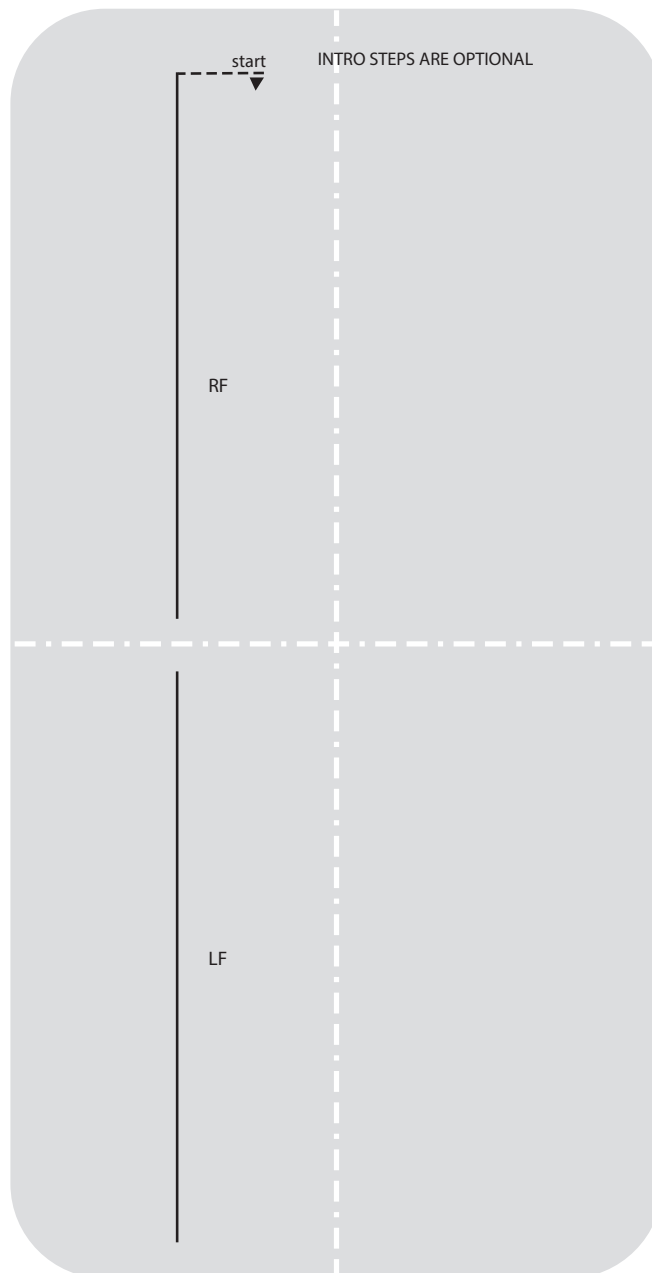
## Adaptive Skating Bronze 2

### Forward Right and Left Foot Spirals or Lunges

The skater will perform right foot and left foot spirals down the length of the rink maintaining a spiral position on each foot for approximately four seconds with extended leg held at the hip level or higher. The skater may be on flats and may start on either foot. Introductory steps are optional.

OR

The skater will perform right foot and left foot lunges down the length of the rink maintaining a lunge position on each foot for approximately four seconds. The skater may be on flats and may start on either foot. Introductory steps are optional.

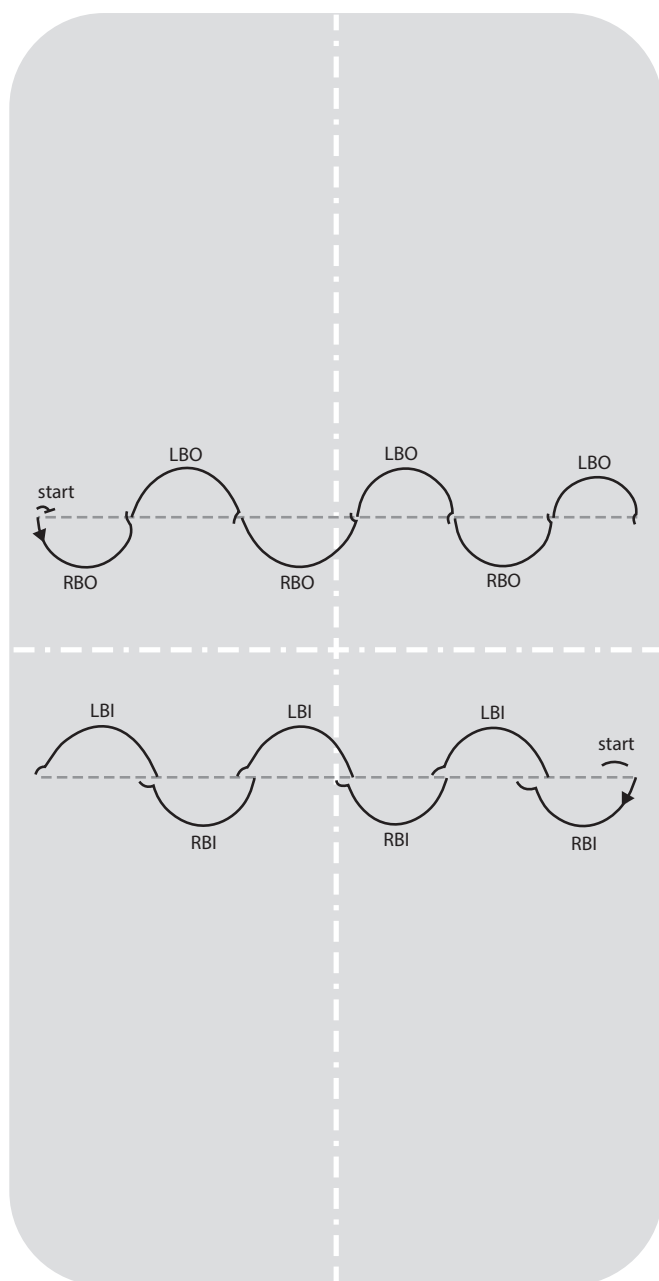


## Adaptive Skating Bronze 3

### Basic Consecutive Backward Edges

- Backward outside edges
- Backward inside edges

Starting from a standing position, the skater will perform four to six half circles, alternating feet, using an axis line such as a hockey line. The skater may start each set on either foot, but they must be skated in the order listed.

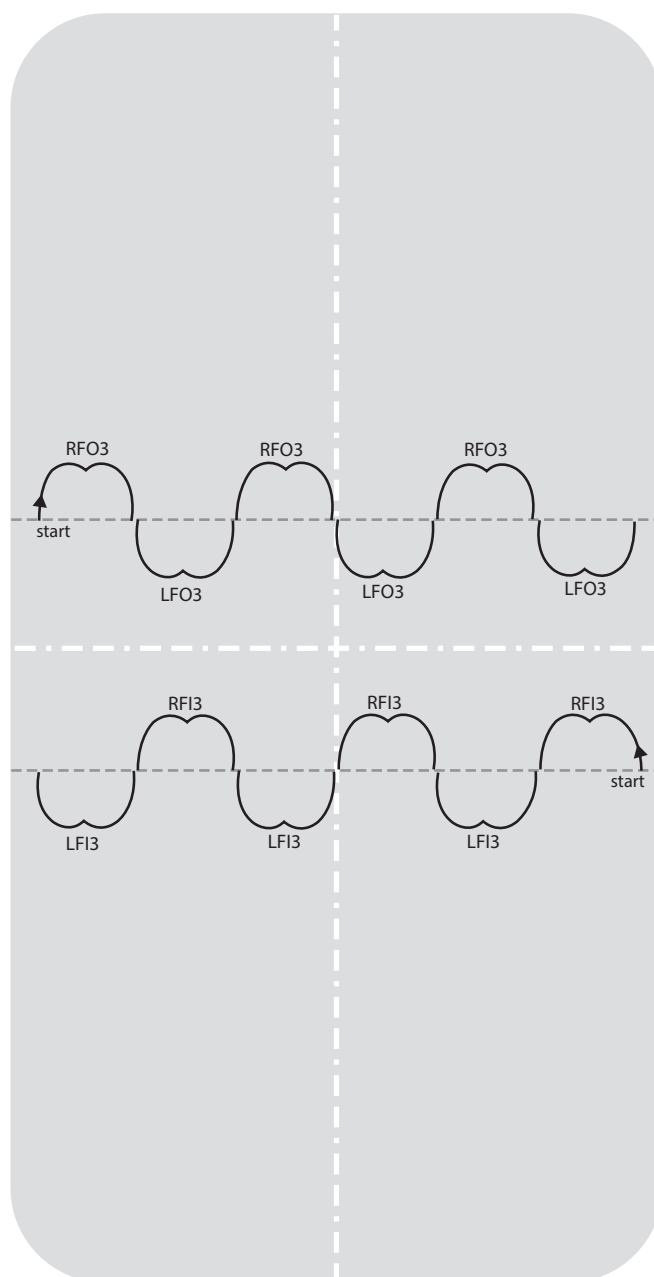




## Adaptive Skating Bronze 4

### Alternating Forward Three-Turns

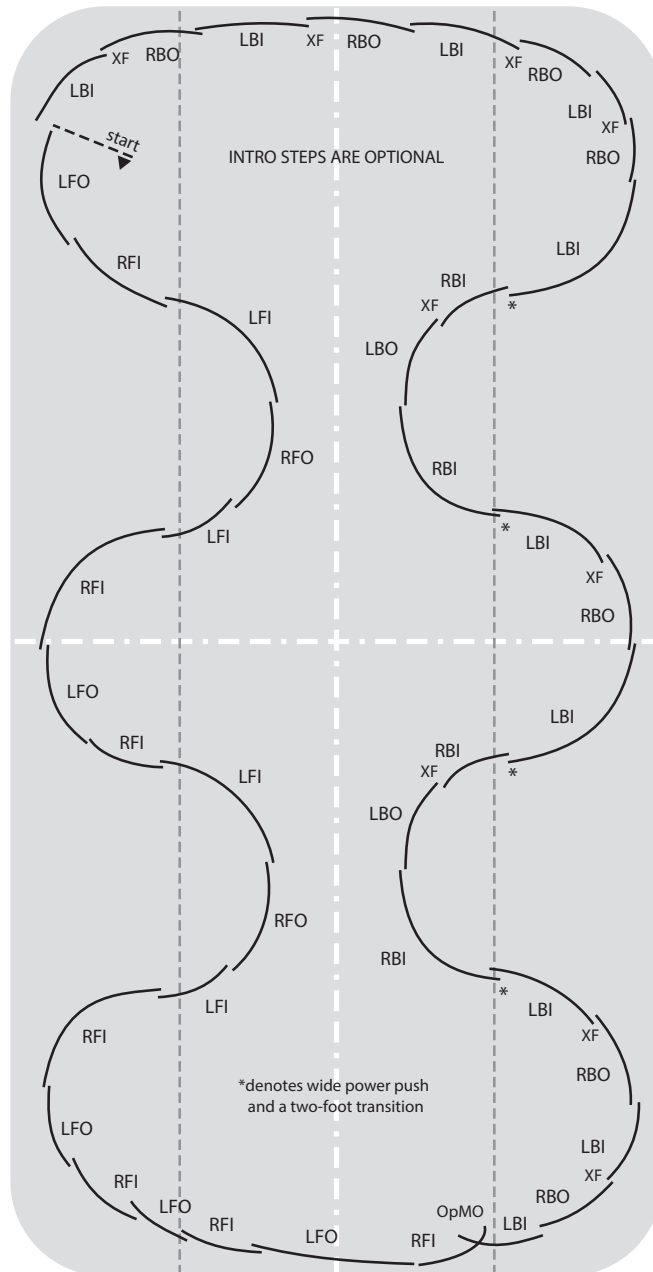
Starting from a standing position the skater will perform alternating forward outside three-turns for the width of the rink. The skater will then perform forward inside alternating three-turns for the second width of the rink. The size of the rink and strength of the skater will determine the number of three-turns skated. This move may start on either foot.



## Adaptive Skating Silver 1

### Forward and Backward Perimeter Power Stroking

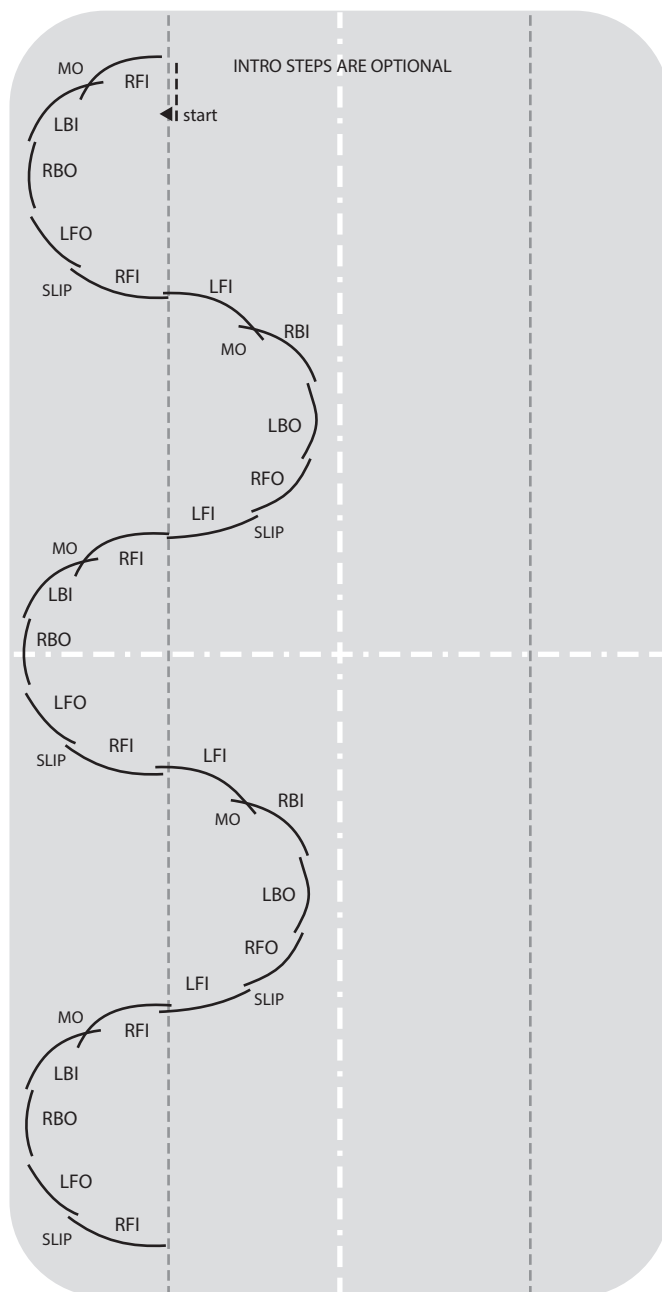
The skater will perform four alternating forward crossovers separated by strong forward inside edge transitions. The end pattern consists of two forward crossovers followed by a LFO open stroke; then a RFI open mohawk followed by one or two backward crossovers. All end pattern steps should be performed with an even cadence except the LFO open stroke, which should be held for two counts. The second side of the pattern resumes with four backward crossovers separated by two-foot transitions, also known as a power push. Skaters should take care to perform the transitions on two solid inside edges. The second end pattern consists of three to five backward crossovers. Introductory steps are optional.



## Adaptive Skating Silver 2

### Five-Step Mohawk Sequence

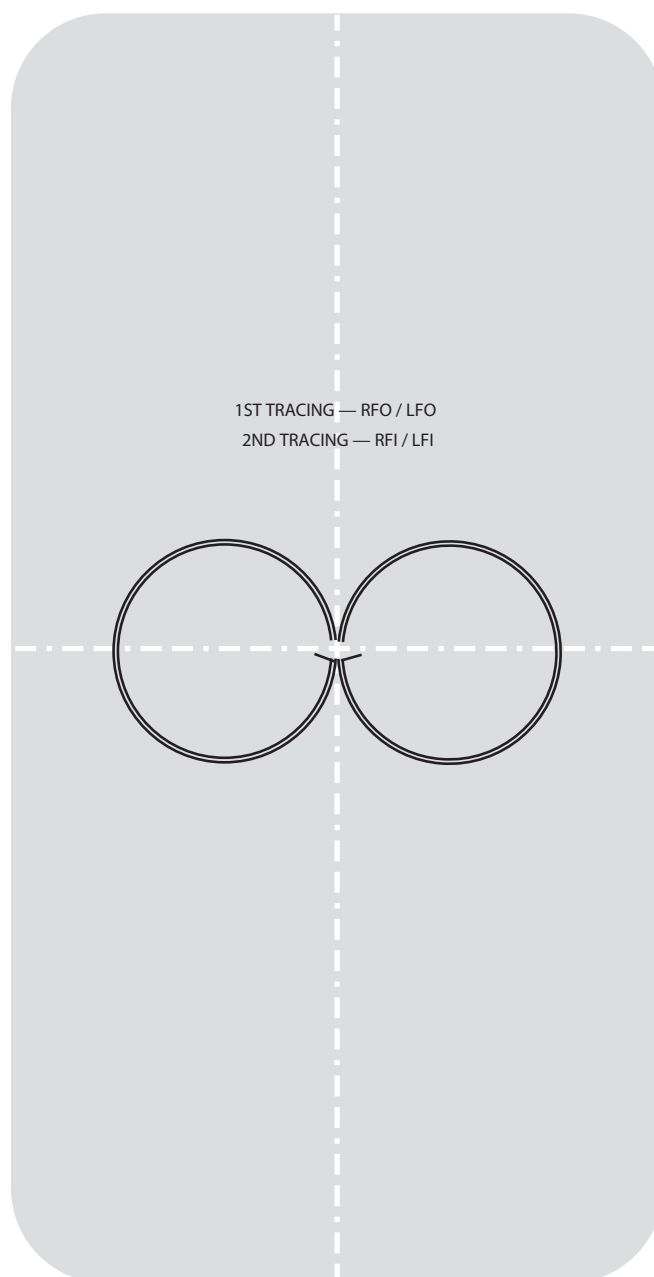
The skater will perform alternating forward inside mohawks, skated in consecutive half circles. Each series consists of a five-step sequence. The skater will skate one length of the ice with four or five lobes. Introductory steps are optional.



## Adaptive Skating Silver 3

### Forward Circle Eight

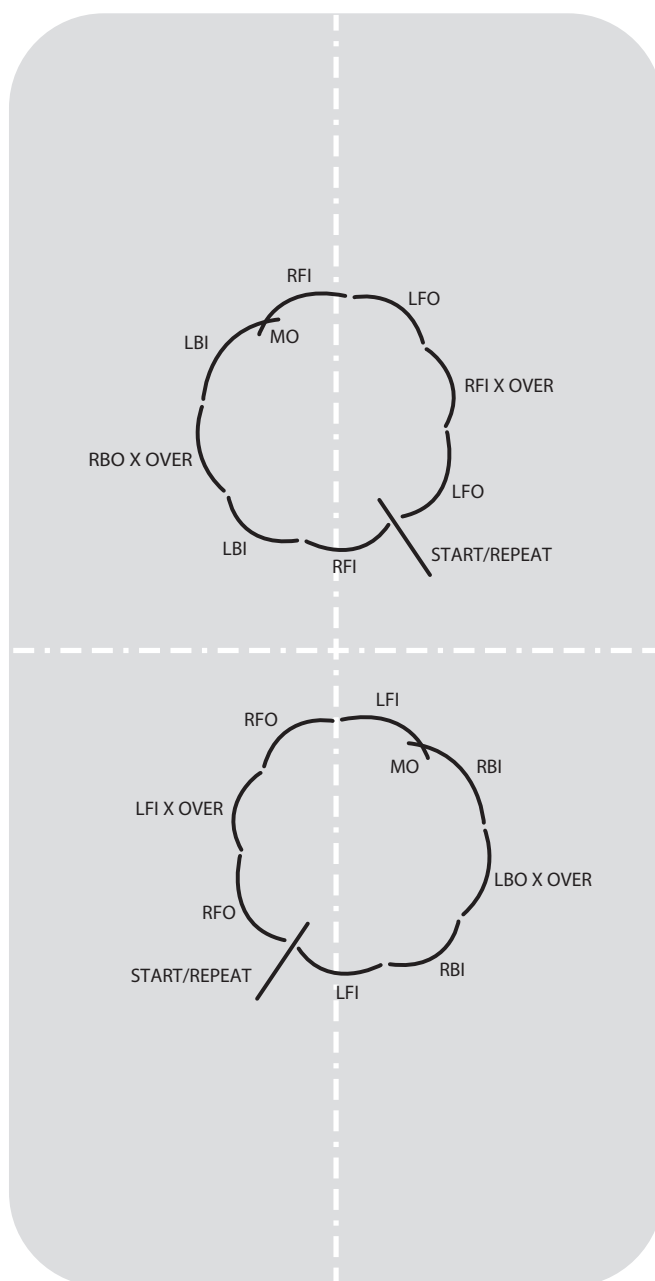
The skater will push from a standing start onto a forward outside edge and complete one forward outside figure eight. Upon returning to center at the completion of the second circle, the skater will perform a forward inside figure eight by pushing onto a forward inside edge, thereby repeating the previously skated circle. The circles should be equal in size with each circle approximately three times the skater's height. The skater may mark the center. This move may start on either foot.



## Adaptive Skating Silver 4

### Circular Sequence

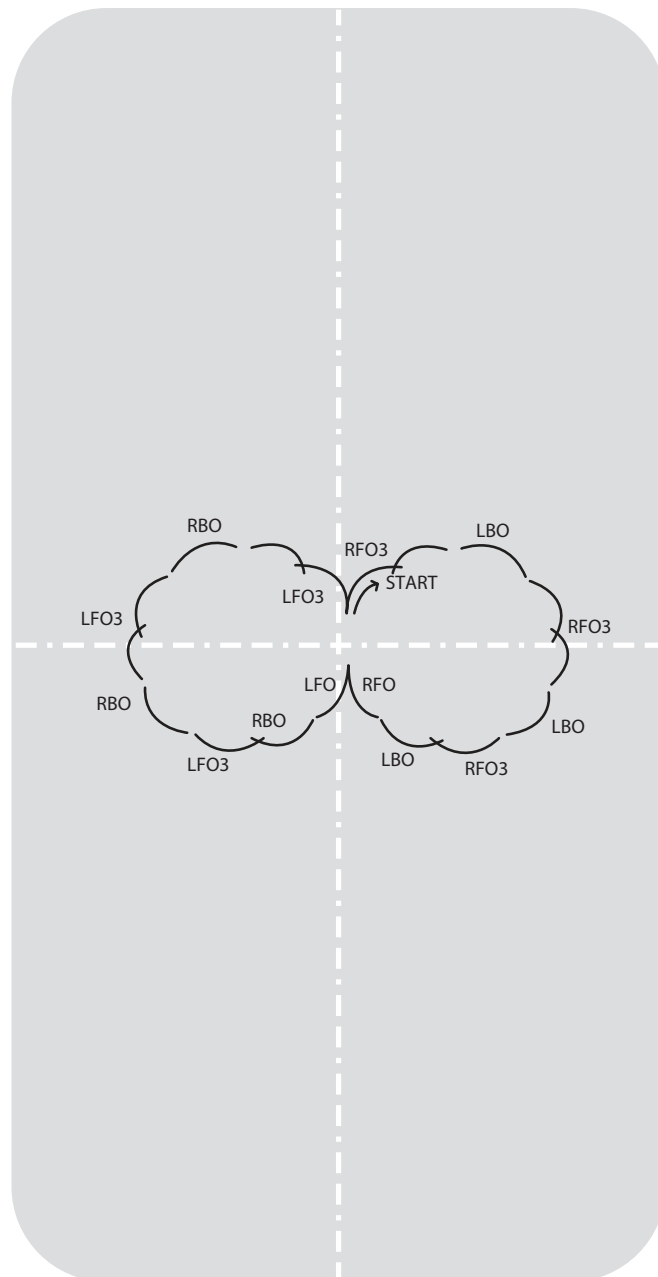
The skater will perform a left forward crossover, to a left forward outside edge, to a right forward inside mohawk, to a right back crossover, to a right forward inside edge. The step sequence must be repeated twice and performed left and right. Introductory steps are optional. This move may start in either direction.



## Adaptive Skating Silver 5

### Waltz Three-Step Sequence

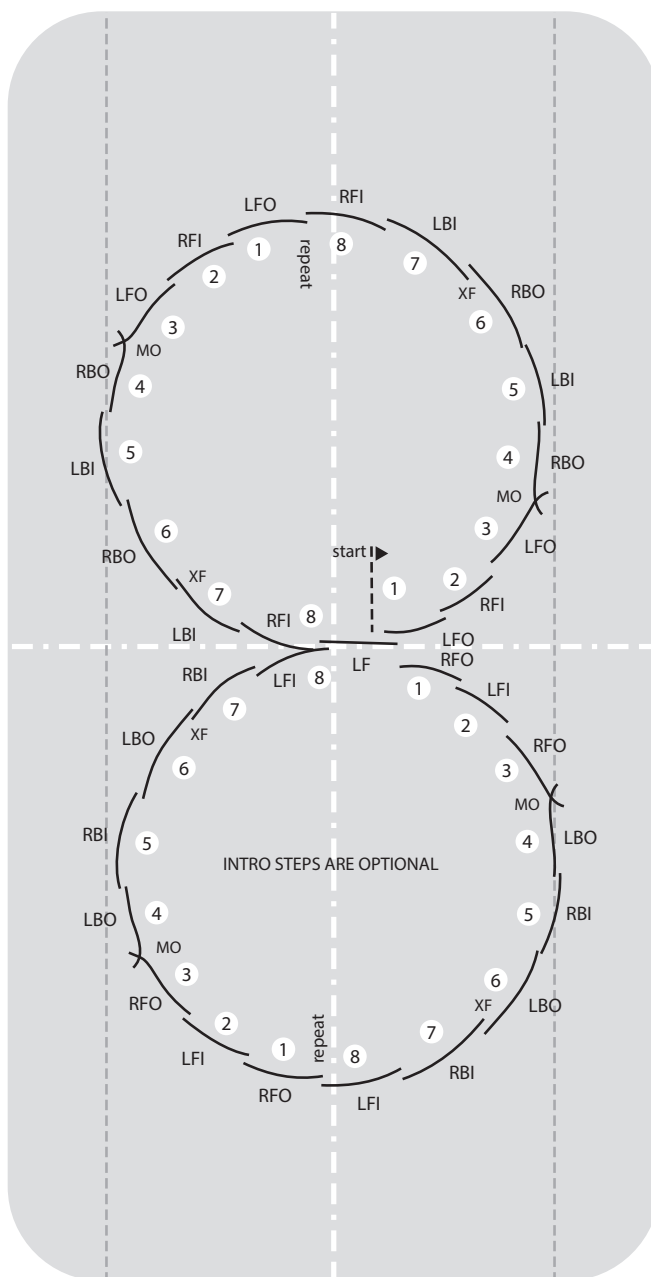
The skater will perform this move in a figure eight pattern. A two-step introduction may be added. The skater will perform a right forward outside three-turn to a left back outside edge, to a right forward outside three-turn to a left back outside edge, to a right forward outside three-turn to a left back outside edge, to a step forward to right forward outside edge and glide on two feet back to center. The skater will then perform a left forward outside three-turn to a right back outside edge, to a left forward outside three-turn to a right back outside edge, to a left forward outside three-turn to a right back outside edge, to a step forward to a left forward outside edge and glide on two feet back to center. A minimum of three, three-turn/back edge sequences per circle must be performed.



## Adaptive Skating Gold 1

### Eight-Step Mohawk Sequence

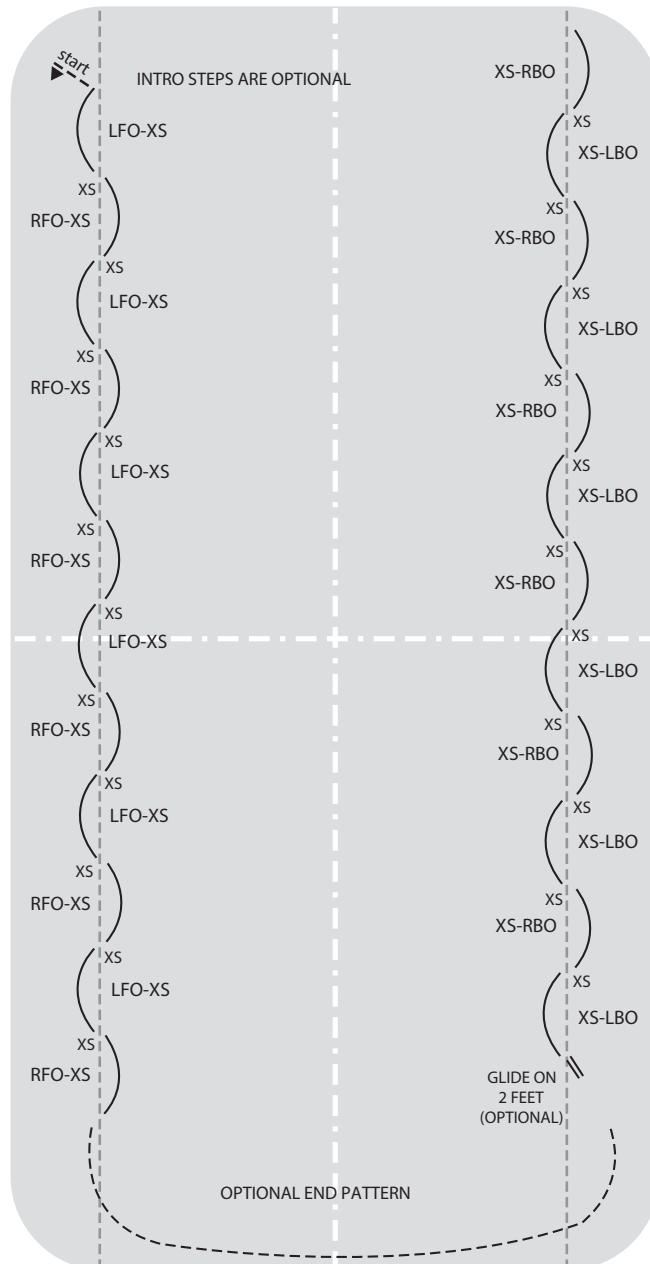
The skater will perform two eight-step mohawk sequences counterclockwise. The step order is: Forward crossover into a left forward outside mohawk, followed by left back inside, right back outside, left back inside cross forward and right forward inside. The skater should maintain a march cadence (one beat per step). Between the circles is a two-beat left foot transition. The sequence is then repeated twice in the opposite direction. Introductory steps are optional. This move may start on either foot.



## Adaptive Skating Gold 2

### Forward and Backward Free Skate Cross Strokes

The skater will perform free skate cross strokes the length of the ice surface. Forward cross strokes will be skated for one length of the rink and backward cross strokes skated for the second length of the rink. Introductory steps and end patterns are optional. This move may start on either foot.

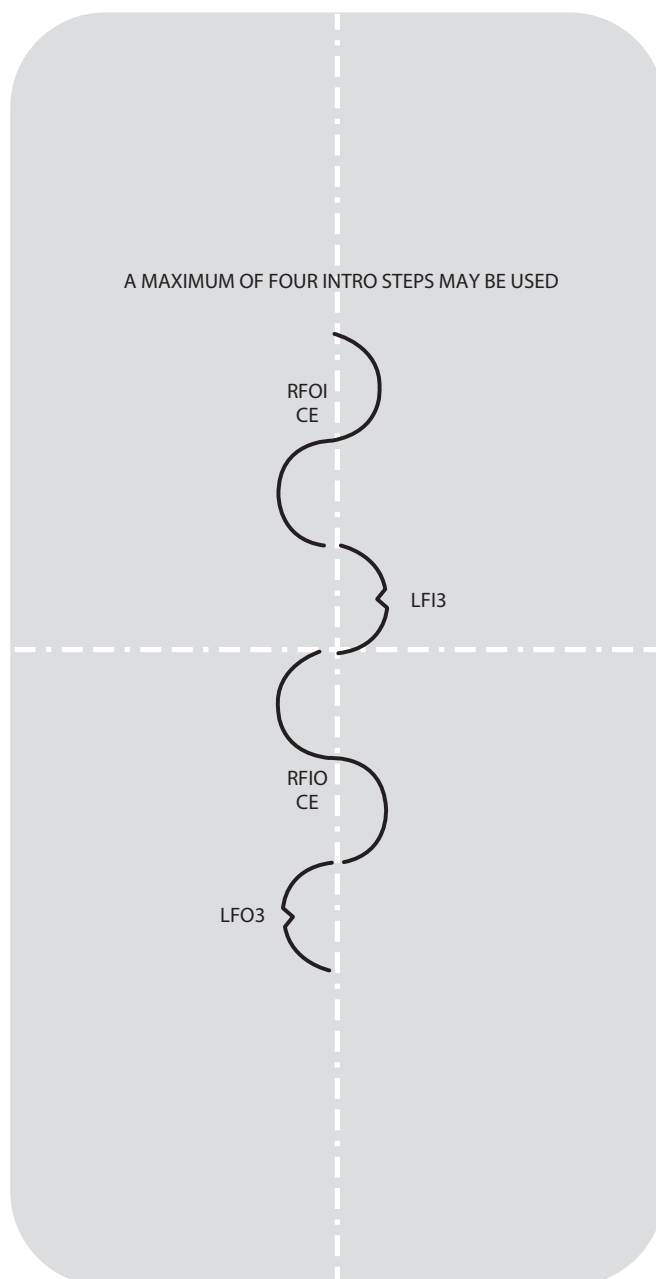




## Adaptive Skating Gold 3

### Alternating Right Forward Changes of Edge and Left Forward Three-Turns

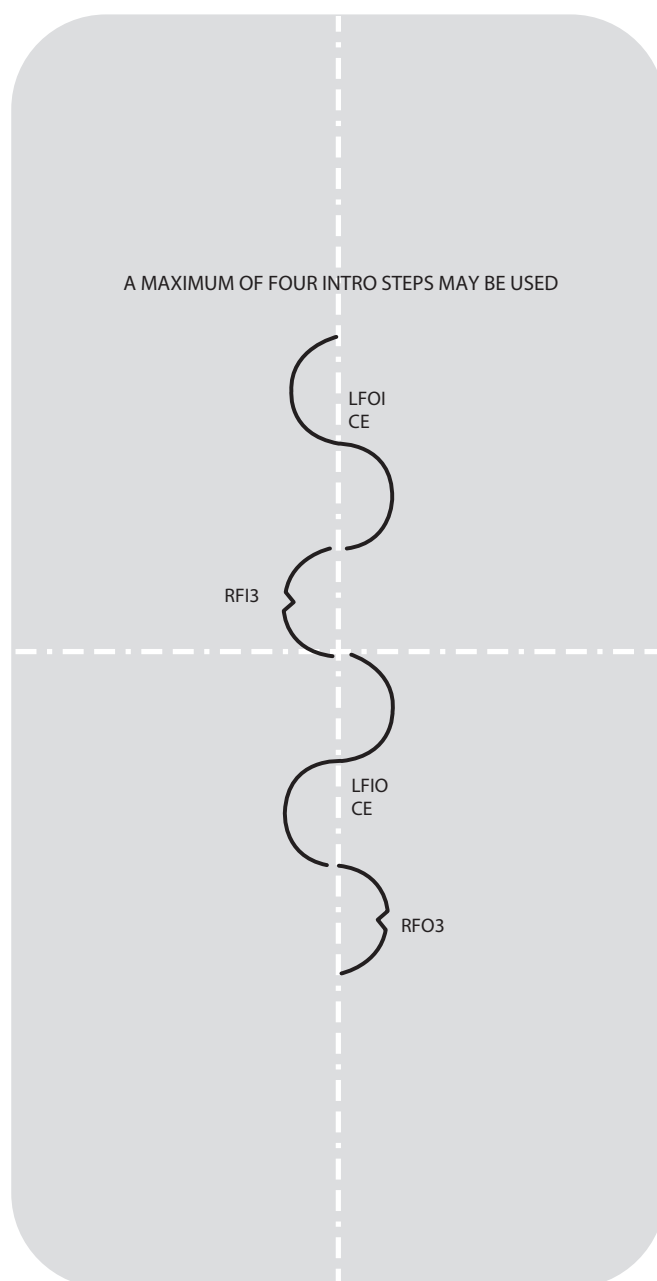
The skater will perform a right forward outside to inside change of edge into left forward inside three-turn, followed by a right forward inside to outside change of edge into left forward outside three-turn. This move will be performed down the length of the rink, in sequence. A maximum of four introductory steps may be used.



## Adaptive Skating Gold 4

### Alternating Left Forward Changes of Edge and Right Forward Three-Turns

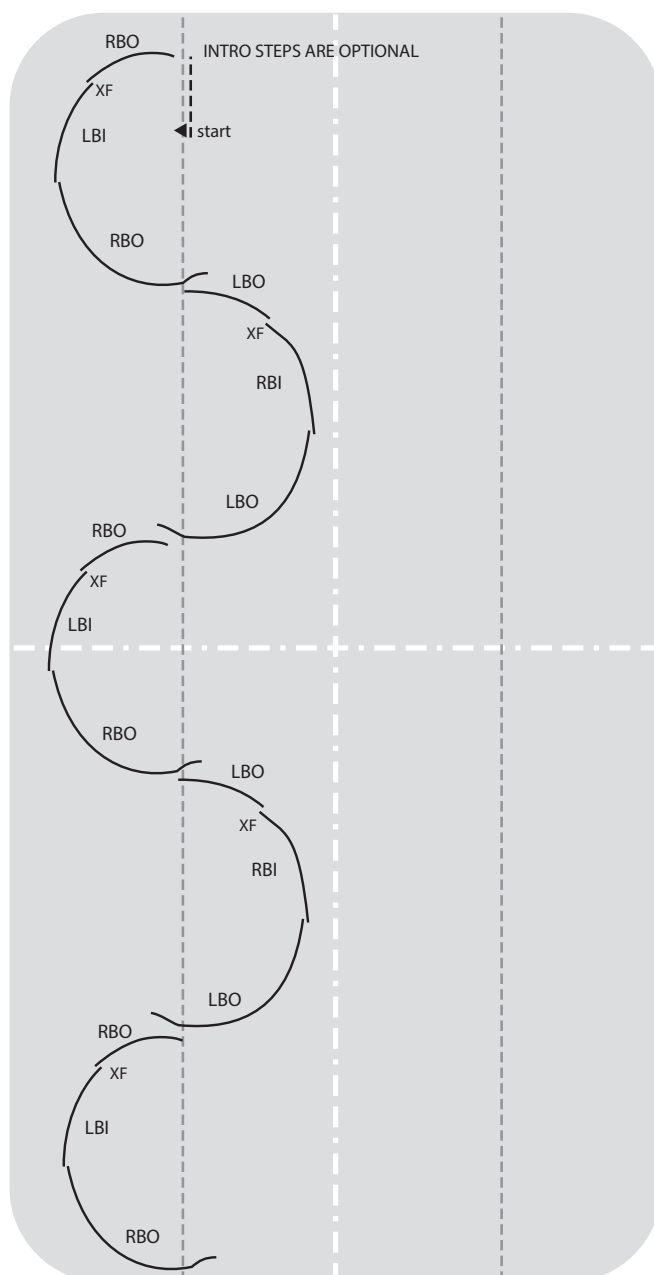
The skater will perform a left forward outside to inside change of edge into right forward inside three-turn, followed by a left forward inside to outside change of edge into right forward outside three-turn. This move will be performed down the length of the rink, in sequence. A maximum of four introductory steps may be used.



## Adaptive Skating Gold 5

### Alternating Backward Crossovers to Backward Outside Edges

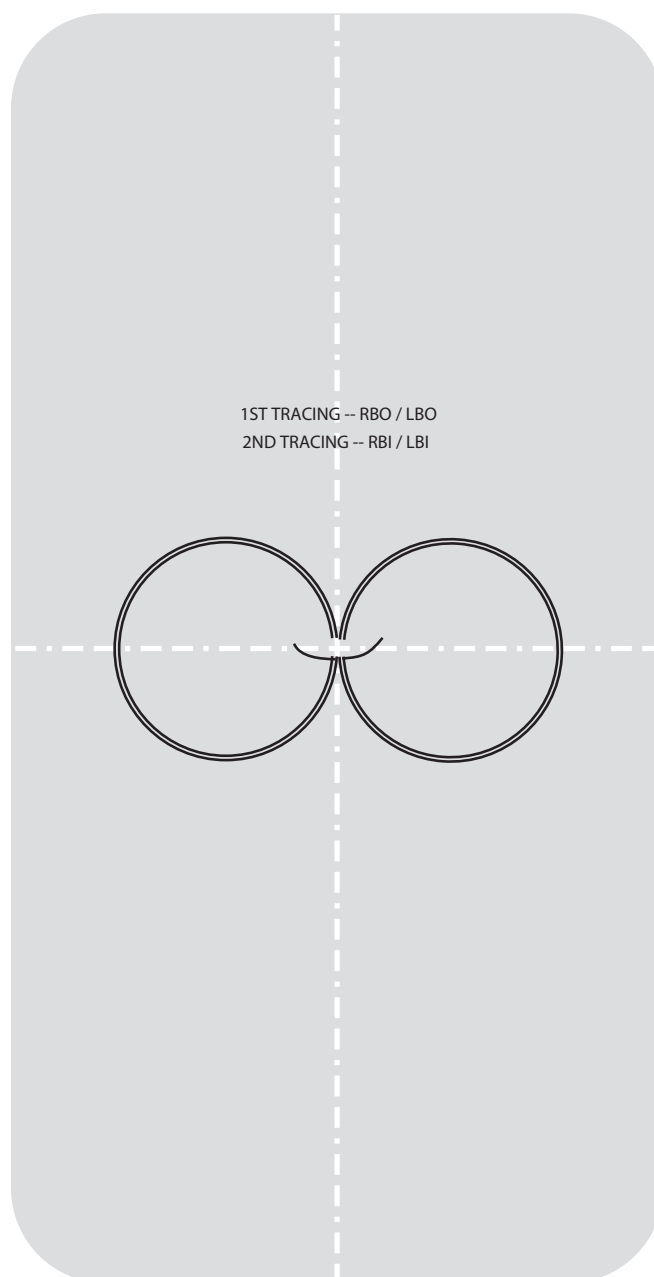
The skater will perform alternating backward crossovers to backward outside edges in consecutive half circles for one length of the rink. Four or five lobes should be skated. Introductory steps are optional.



## Adaptive Skating Gold 6

### Backward Circle Eight

The skater will push from a standing start onto a backward outside edge and complete one backward outside figure eight. Upon returning to center at the completion of the second circle, the skater will perform a backward inside figure eight by pushing onto a backward inside edge, thereby repeating the previously skated circle. The circles should be equal in size with each circle approximately three times the skater's height. The skater may mark the center. This move may start on either foot.



# Pattern Dance Diagrams

## Table of Contents for Pattern Dance Diagrams

DD 1.00 ...General.....	Dance-2
DD 2.00 ... Abbreviations (Refer also to Glossary of Dance Terms in Bylaws and Rules) .....	Dance-3
Timing of Dance Patterns Using ISU Music <sup>+</sup> (Revised 5/20/2008).....	Dance-4
<b>Preliminary Pattern Dances</b>	
Dutch Waltz.....	Dance-5
Canasta Tango .....	Dance-7
Rhythm Blues.....	Dance-9
<b>Pre-Bronze Pattern Dances</b>	
Swing Dance .....	Dance-11
Cha Cha.....	Dance-13
Fiesta Tango .....	Dance-15
<b>Bronze Pattern Dances</b>	
Hickory Hoedown .....	Dance-17
Willow Waltz.....	Dance-19
Ten-Fox .....	Dance-21
<b>Pre-Silver Pattern Dances</b>	
Fourteenstep .....	Dance-23
European Waltz .....	Dance-26
Foxtrot.....	Dance-29
<b>Silver Pattern Dances</b>	
American Waltz.....	Dance-32
Tango.....	Dance-35
Rocker Foxtrot .....	Dance-38
<b>Pre-Gold Pattern Dances</b>	
Kilian.....	Dance-41
Blues.....	Dance-44
Paso Doble .....	Dance-47
Starlight Waltz.....	Dance-51
<b>Gold Pattern Dances</b>	
Viennese Waltz.....	Dance-55
Westminster Waltz.....	Dance-59
Quickstep.....	Dance-63
Argentine Tango.....	Dance-66
<b>International Pattern Dances</b>	
Austrian Waltz.....	Dance-70
Cha Cha Congelado.....	Dance-75
Finnstep.....	Dance-79
Golden Waltz.....	Dance-85
Midnight Blues.....	Dance-91
Ravensburger Waltz .....	Dance-96
Rhumba .....	Dance-100
Silver Samba .....	Dance-103
Tango Romantica.....	Dance-107
Tea-Time Foxtrot.....	Dance-112
Yankee Polka.....	Dance-119

## Dance Diagrams and Descriptions

### DD 1.00 General

- DD 1.01** The dance diagrams show for each dance the description and sequence of steps, their relation to the music, their relation to the longitudinal, continuous and transverse axes (rule 8101) and the partner positions. These relationships should be maintained as closely as possible for proper dance expression and execution.
- DD 1.02** The diagrams are drawn with constant radii for each individual lobe centerline and with the length of tracing for each step in constant proportion to the total length of pattern centerline, the total number of steps in the pattern and the number of beats of music designated for each step (e.g. the length of tracing for a four-beat step is shown twice as long as a two-beat step, four times as long as a one-beat step, etc.). This latter relationship ideally assumes that the dancer travels along the pattern centerline at a constant speed.
- DD 1.03** The diagrams show as clearly as possible the direction and curvature of each edge as well as their relationship on the ice. Although the dances should be skated with strong edges and as much expression as possible, dancers should be careful to retain the prescribed relationship of edges to the axes. However, the curvature and the length of tracings are not to be taken too literally, and the actual skating of the dance in these respects may diverge somewhat from the printed diagram (e.g. the dancer in accelerating during power strokes and decelerating during other steps where no impetus is gained may thereby increase or decrease the length of tracing and the radii of the lobes respectively). The permissible divergence does not include skating the curvatures and length of steps in such a manner that the pattern and the lobes are distorted or that some edges become flats or nearly flats.
- DD 1.04** The duration of each step, in number of beats, is shown by the numbers placed alongside the inside of the tracing of each step. For steps containing one-foot turns, the number of beats before and after the turn are shown rather than the total number of beats of the step (e.g. Rocker Foxtrot, 1 + 3 for a four-beat step with a rocker on beat two).
- DD 1.05** The steps for each dance are numbered on the diagrams, for easy reference, beginning with the first step of the dance (e.g. 1-LFO, 2-RFI, etc.).
- DD 1.06** All steps are open strokes (rule 8104 (G)) unless specifically indicated otherwise.
- DD 1.07** The notation “SC” indicates that a slight change of edge (or rock-over) should be made at the end of one edge to facilitate the take off of the following edge. This slight change of edge should not be confused with the definite change of edge called for in some of the dances (e.g. Step 8 of the Fiesta Tango), since it is merely a rock-over of the skate blade to an inside edge which is made after the free foot has been drawn down beside the skating foot for the take off of the next step.
- DD 1.08** The diagrams for the international dances correspond generally to those contained in the ISU regulations. However, since some slight differences may exist, dancers planning to take ISU tests or to compete in international competitions should refer to the current ISU regulations.
- DD 1.09** The Fourteensstep pattern, when skated in a dance session where more than four couples are dancing at the same time and the rink size permits, should be lengthened by including Steps 1 to 4 twice along the side of the rink; thus, the number of steps in the pattern is increased from 14 to 18. See also 6078 (B).
- DD 1.10** See Dance Glossary for definitions of axes, lobe, pattern, dance positions, steps, turns and requirements for introductory steps.
- DD 1.11** See Dance Music section for timing of dance patterns and definitions of music terms.
- DD 1.12** See DD 2.00 for lists of abbreviations and their meanings.
- DD 1.13** Dance descriptions specify for each dance: The music, tempo, pattern timing, pattern requirement, test category, if an international dance, the inventors, where first performed, the character of the dance and special details and requirements. The descriptions complement the diagrams and should be studied in conjunction with them to fully understand all requirements including those for interpretation and expression.
- DD 1.14** For the European Waltz and the American Waltz for tests only, the skater may begin the dance on the short axis of the rink. For competitions, the dance must begin with Step 1.

## DD 2.00 Abbreviations (Refer also to Glossary of Dance Terms in Bylaws and Rules)

Code	Meaning	Code	Meaning
3.....	Three-turn	QopMo .....	Quick open Mohawk
Alt. O.S. ....	Alternating Outside position	R.....	Right (foot)
B.....	Back (Backward) — direction of travel	R.....	Roll — used in combination of abbreviations designating Movements
B.....	Behind — relationship of one foot to the other	Rev. Kilian ..	Reversed Kilian position
BK.....	Bend Knee	Rev. O.S .....	Reversed Outside position
BKWD .....	Backward — direction of free leg/foot	Rk/Roc .....	Rocker
Br.....	Bracket	Run.....	see rule 8104 (G)
CE .....	Change Edge	S .....	Stroke
Ch.....	Chassé	SC.....	Slight Change of edge
Cho.....	Choctaw	Seq.....	Sequence of steps
cl.....	closed	Siz .....	Scissors
clCho.....	closed Choctaw	sl.....	slide
clMo .....	closed Mohawk	slCh .....	slide Chassé
CR .....	cross Roll	SR.....	Swing Roll
Ctr .....	Counter	sw .....	swing
Dbl.....	Double	swCho .....	swing Choctaw
DD.....	Dance Diagram/Description	swclCho.....	swing closed Choctaw
swMo.....	swing Mohawk	swclMo.....	swing closed Mohawk
F .....	Forward — direction of travel	swCtr.....	swing Counter
F .....	(in) Front — relationship of one foot to the other	swopCho .....	swing open Choctaw
Ft. ....	Foot	swopMo.....	swing open Mohawk
FWD.....	Forward — direction of free leg/foot	swRk/Roc....	swing Rocker
I .....	inside edge	Twz.....	Twizzle
L .....	Left (foot)	Wtz 3 .....	Waltz Three-turn
Mo .....	Mohawk	X.....	cross
O.....	Outside edge	XB .....	cross step Behind
op.....	open	XBCh .....	cross step Behind Chassé
opCho.....	open Choctaw	XCh .....	cross Chassé
opMo.....	open Mohawk	XF .....	cross step in Front
opS .....	open stroke	XFCh.....	cross step in Front Chassé
Opt.....	Optional	XopCho .....	crossed open Choctaw
ov.....	over	XS .....	cross Stroke
Part. O.S. ....	Partial Outside position	XslCh .....	cross slide Chassé
pr .....	Progressive	XSR.....	cross Swing Roll
Q.....	Quick	XswCho.....	cross swing Choctaw
QclCho .....	Quick closed Choctaw	XswMo.....	cross swing Mohawk
QclMo .....	Quick closed Mohawk		
qes .....	Quick Cross Over Slip		
QopCho .....	Quick open Choctaw		

### Combination Examples

---

RFO.....	Right Forward Outside edge
LBI.....	Left Back Inside edge
RFOI .....	Right Forward Outside edge change to inside edge
LFI-slCh.....	Left Forward Inside edge slide Chassé
RBO-XFCh .....	Right Back Outside edge cross step in Front Chassé
L Ft. Siz-R Ft. FWD.....	Left Foot Scissors with Right Foot Forward
Opt.-slCh.....	Optional — slide Chassé
Qsw opMO.....	Quick swing open Mohawk

---

**Timing of Dance Patterns Using ISU Music<sup>+</sup> (Revised 5/20/2008)**

Dance	Tempo		Competition Intro		Pattern Time					
	Beat/Min	Meas/Min	Beat	Secs	1	2	3	4	5	6
Dutch Waltz	138	46 (3/4)	24	10.4	:21	:42	1:03	1:23		
Canasta Tango	104	26 (4/4)	32	18.5	:16	:32	:48	1:05		
Rhythm Blues	88	22 (4/4)	16	10.9	:22	:44	1:05	1:27		
Swing Dance	96	24 (4/4)	16	10.0	:40	1:20	2:00	2:40		
Cha Cha	100	25 (4/4)	32	19.2	:19	:38	:58	1:17		
Fiesta Tango	108	27 (4/4)	32	17.8	:18	:36	:53	1:11		
Hickory Hoedown	104	26 (4/4)	32	18.5	:23	:46	1:09	1:32		
Willow Waltz	138	46 (3/4)	24	10.4	:23	:47	1:10	1:34		
Ten-Fox	100	25 (4/4)	32	19.2	:19	:38	:58	1:17		
Fourteenstep*	112	28 (4/4) 56 (2/4)	32	17.1	:11	:21	:32	:43		
European Waltz*	135	45 (3/4)	24	10.7	:24	:48	1:12	1:36		
Foxtrot	100	25 (4/4)	32	19.2	:17	:34	:50	1:07		
American Waltz	198	33 (6/8)	48	14.6	:29	:58	1:27	1:56		
Tango	108	27 (4/4)	32	17.8	:29	:58	1:27	1:56		
Rocker Foxtrot	104	26 (4/4)	32	18.5	:16	:32	:48	1:05		
Kilian	116	29 (4/4) 58 (2/4)	32	16.5	:08	:17	:25	:33	:41	:50
Blues	88	22 (4/4)	32	21.8	:25	:49	1:14	1:38		
Paso Doble	112	28 (4/4) 56 (2/4)	32	17.1	:17	:34	:51	1:09		
Starlight Waltz	174	29 (6/8)	48	16.6	:35	1:10	1:46	2:21		
Viennese Waltz	156	26 (6/8)	48	18.4	:23	:46	1:09	1:32		
Westminster Waltz	162	27 (6/8)	48	17.8	:29	:58	1:27	1:56		
Quickstep	112	28 (4/4) 56 (2/4)	32	17.1	:15	:30	:45	1:00		
Argentine Tango	96	24 (4/4)	32	20.0	:35	1:10	1:45	2:20		
Rhumba	176	44 (4/4)	32	10.9	:15	:30	:45	1:00		
Austrian Waltz	180	30 (6/8)	48	16.0	:49	1:38	2:27	3:16		
Cha Cha Congelado	116	29 (4/4)	32	16.5	:33	1:07	1:40	2:13		
Yankee Polka	120	30 (4/4) 60 (2/4)	32	16.0	:32	1:04	1:36	2:08		
Ravensburger Waltz	198	33 (6/8)	48	14.6	:29	:58	1:27	1:56		
Tango Romantica	112	28 (4/4)	32	17.1	:51	1:43	2:34	3:26		
Tea-Time Foxtrot	108	27 (4/4)	32	17.8	:58					
Silver Samba	108	27 (4/4)	32	17.8	:29	:59	1:28	1:57		
Golden Waltz	186	31 (6/8)	48	15.4	:59	1:58	2:57	3:56		
Midnight Blues	88	22 (4/4)	32	21.8	:49	1:38				
Finnstep	104	52 (2/4)	32	18.5	:38	1:16	1:54			

\* Standard Competition Pattern

<sup>+</sup>The Skater's Choice Pattern Dance Timing Chart is published on the Members Only site.



## DUTCH WALTZ

MUSIC RHYTHM: Waltz 3/4  
TEMPO: 46 three-beat measures per minute; 138 beats per minute

ISU MUSIC  
INTRODUCTION: 24 beats, 10.4 seconds

PATTERN-TIMING: 1 = :21; 2 = :42; 3 = 1:03; 4 = 1:23

DURATION: Test 2 = :42  
Competition (with key points) 3 = 1:03  
Competition (no key points) 2 = :42  
Adult Competition 2 = :42

SKATER'S  
CHOICE TIMING: See Skater's Choice Pattern Dance Timing Chart on the Members Only site

PATTERN: Set

TEST: Preliminary

The Dutch Waltz is skated in Kilian position, and both partners skate the same steps. The dance is skated to slow, deliberate waltz music and consists mostly of progressive sequences and long swing rolls. This is an easy dance for beginners consisting of forward edges only, and allows skaters to devote their attention to the dance steps in relation to the musical rhythm of the waltz.

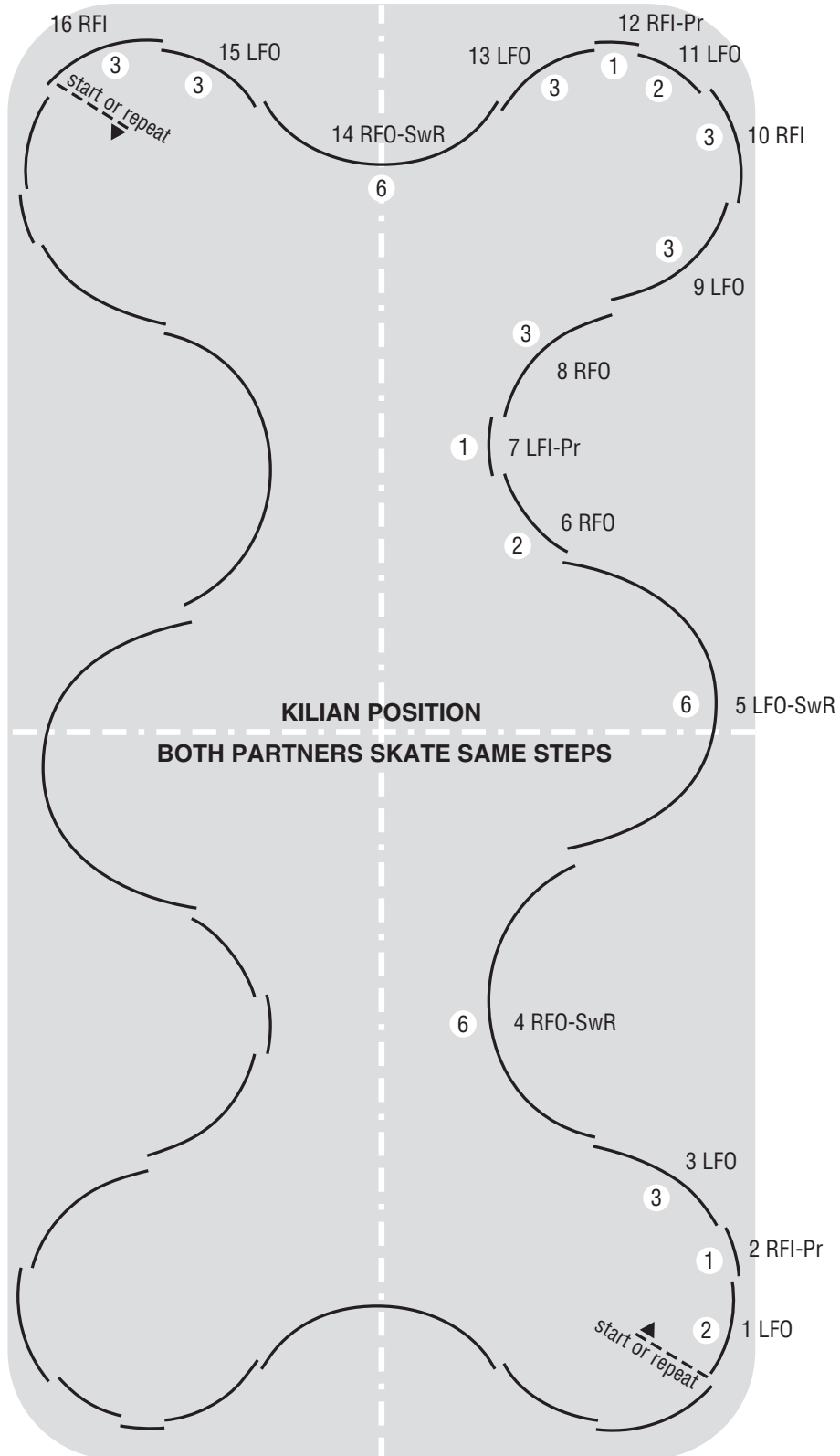
Special attention should be given to the number of beats for each step in the progressive sequences in order to express the waltz rhythm of 2-1-3.

Erect, natural body position, good carriage and easy flow without too much effort are desired in the dance. The partners should strive for unison of free leg swings and for soft knee action in time with music.

INVENTOR: George Muller

FIRST PERFORMED: Broadmoor Ice Palace, Colorado Springs, Colo., 1948

# DUTCH WALTZ — SET PATTERN DANCE



## CANASTA TANGO

MUSIC RHYTHM: Tango 4/4  
TEMPO: 26 four-beat measures per minute; 104 beats per minute

ISU MUSIC  
INTRODUCTION: 32 beats, 18.5 seconds

PATTERN-TIMING: 1 = :16; 2 = :32; 3 = :48; 4 = 1:05

DURATION: Test 2 = :32  
Competition 3 = :48  
Adult Competition 2 = :32

SKATER'S  
CHOICE TIMING: See Skater's Choice Pattern Dance Timing Chart on the Members Only site

PATTERN: Set

TEST: Preliminary

The Canasta Tango is skated in Reversed Kilian position, and both partners skate the same steps. It is a dance consisting of forward edges only and introduces the tango rhythm to skaters at the preliminary test level.

Particular attention should be given to the skating of the chassé at Step 4, and the two slide chassés at Steps 7 and 10. The use of appropriate knee action on the slide chassés can help in expressing the tango rhythm.

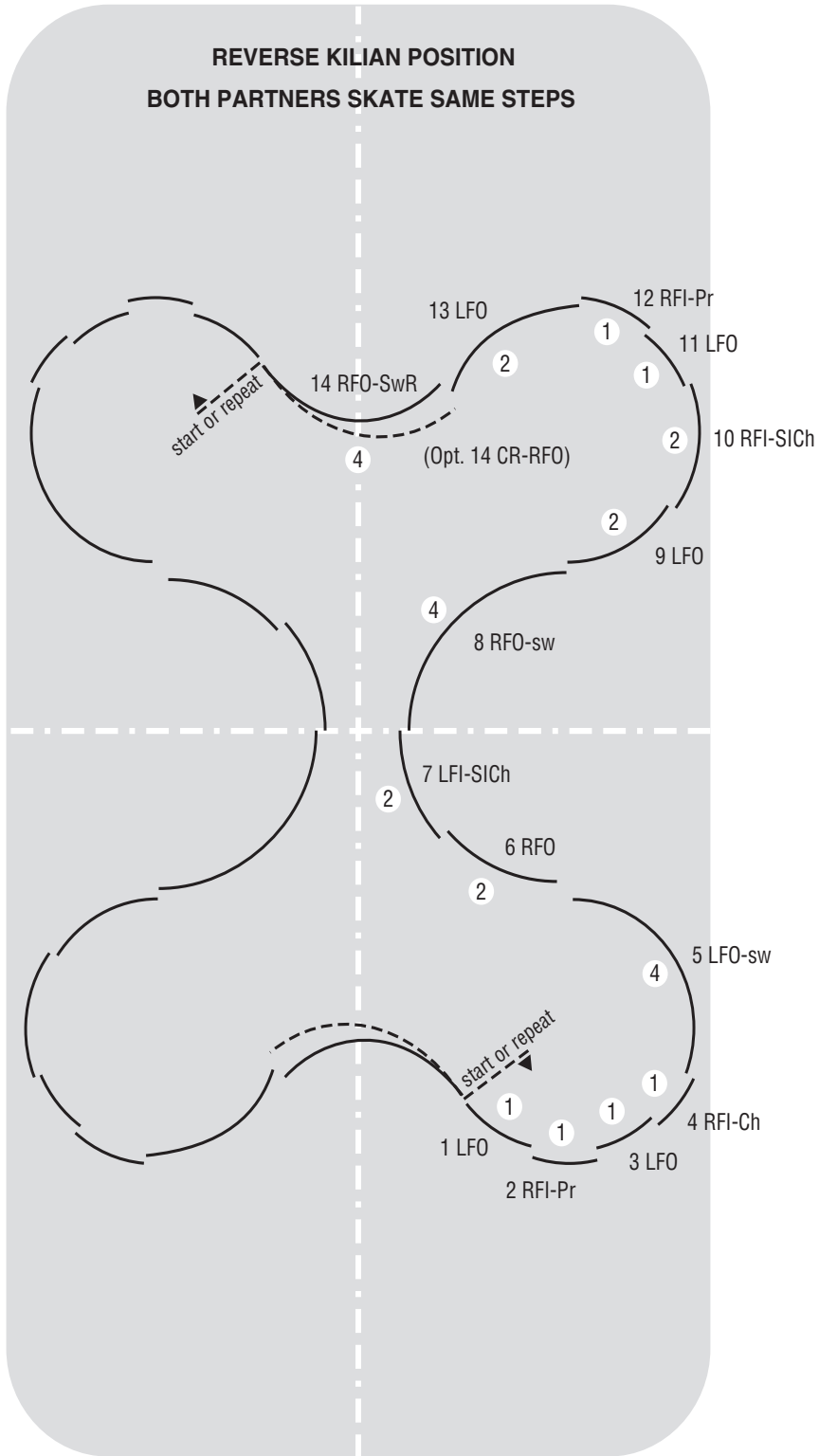
Note that Step 14 may be started, optionally, with a cross stroke. A stroking action by the left foot should be evident and a toe push is to be avoided.

Neat footwork, good edges, tango expression, extension and good carriage should be maintained throughout the dance.

INVENTOR: James B. Francis

FIRST PERFORMED: The University Skating Club, Toronto, Canada, 1951

**CANASTA TANGO — SET PATTERN DANCE**



## RHYTHM BLUES

MUSIC RHYTHM: Blues 4/4  
TEMPO: 22 four-beat measures per minute; 88 beats per minute

ISU MUSIC  
INTRODUCTION: 16 beats, 10.9 seconds

PATTERN-TIMING: 1 = :22; 2 = :44; 3 = 1:05; 4 = 1:27

DURATION: Test 2 = :44  
Competition 3 = 1:05  
Adult Competition 2 = :44

SKATER'S  
CHOICE TIMING: See Skater's Choice Pattern Dance Timing Chart on the Members Only site

PATTERN: Set

TEST: Preliminary

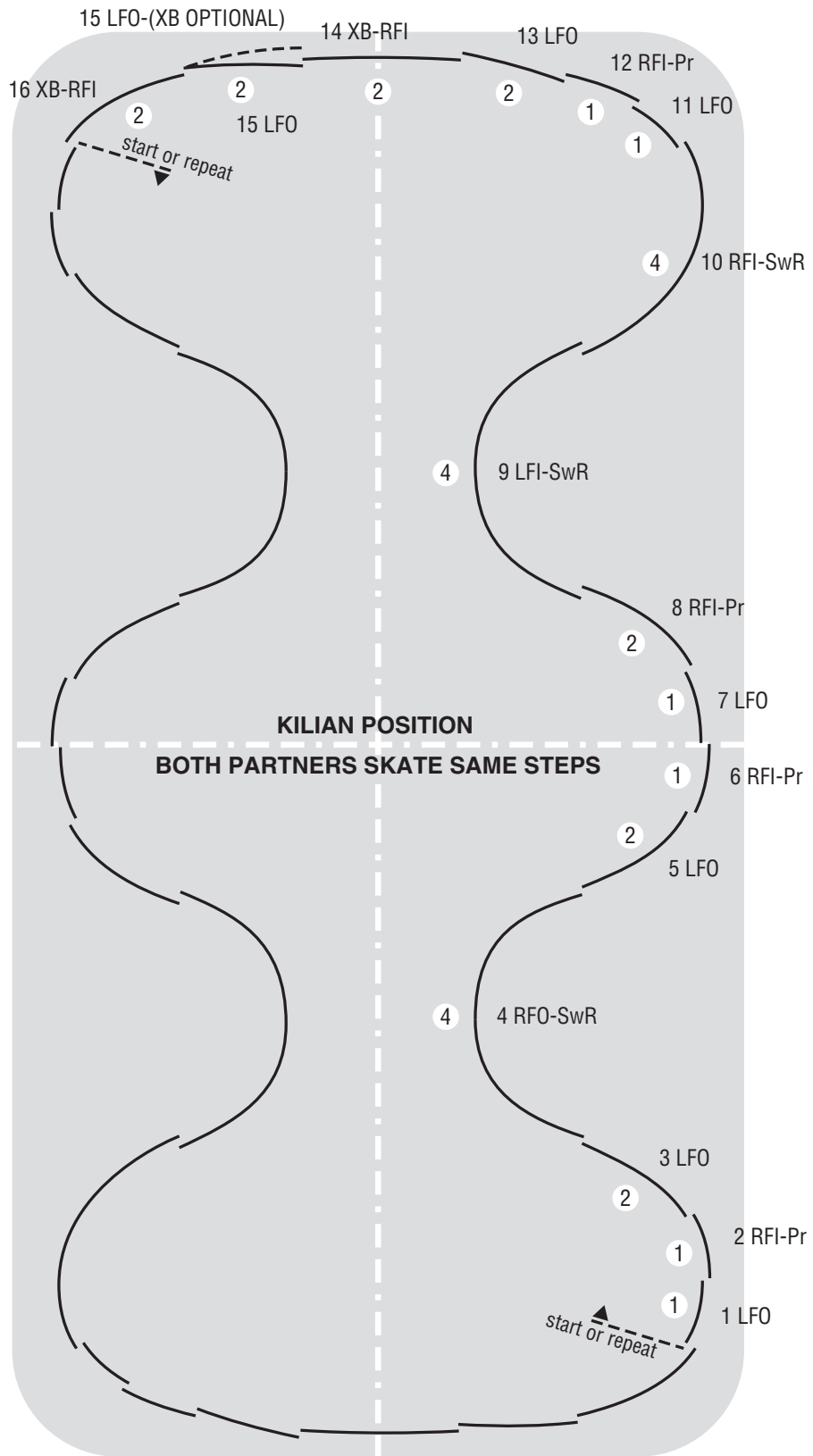
The Rhythm Blues is skated in Kilian position, and both partners skate the same steps. A slow tempo and forward skating make this dance appear deceptively simple. However, correct timing, pattern and proper expression are required to make the dance pleasing to watch. Attention to depth of edges and proper curvature of lobes is essential. Care must also be taken to fully complete lobes on the correct edge. Partners must utilize knee bends and free leg extensions for blues interpretation, as well as smooth, flowing movement.

Skated in Kilian position throughout, the dance begins with a progressive sequence and outside swing roll. Timing becomes more intricate with Steps 5 to 10. Step 5 must be held for two full beats as it begins a "promenade" sequence similar to that before the choctaw in the pre-gold Blues. Steps 6 and 7 are each one beat, Step 8 is two beats and Steps 9 and 10 are forward inside swing rolls each beginning on beat three of the bar. These swing rolls allow for blues expression and require well-timed free leg swings. Strong progressive strokes, Steps 11 to 13, are needed to maintain speed through the cross behinds, so there is no struggle to regain speed on the repeat. The XBs, which complete the dance, must be crisp and precise, accompanied by soft knee action and a rounded end pattern. Note that the XB-LFO on Step 15 is optional. Step 15 may be skated as an open stroke.

INVENTOR: Robert Craigin

HISTORY: Originally a roller skating dance, the Rhythm Blues was originally selected for the pre-bronze dance test in 1988 after being suggested by Bette Wilson of the Utah FSC.

# RHYTHM BLUES — SET PATTERN DANCE



## SWING DANCE

MUSIC RHYTHM: Foxtrot 4/4 or Schottische 2/4  
TEMPO: 24 four-beat measures per minute; 96 beats per minute

ISU MUSIC  
INTRODUCTION: 16 beats, 10 seconds

PATTERN-TIMING: 1 = :40; 2 = 1:20; 3 = 2:00; 4 = 2:40

DURATION: Test 2 = 1:20  
Competition 2 = 1:20  
Adult Competition 2 = 1:20

SKATER'S  
CHOICE TIMING: See Skater's Choice Pattern Dance Timing Chart on the Members Only site

PATTERN: Set

TEST: Pre-bronze

This dance introduces beginning dancers to a fourth basic rhythm and presents a relaxed method of changing from forward to backward skating. It requires the lead partner to learn to lead and the follow partner to follow while skating backward as well as forward.

While the dance diagram shows correct curvature of edges and lobes, such depth of curvature should not be expected from a skater at this level. It does, however, present a goal toward which the skater should aim.

It should be noted that Steps 1 to 8 and 16 to 23 are similar in pattern and character and are skated in closed position. These steps are skated both forward and backward by each partner to complete a pattern of the dance.

The hand-in-hand position as specified on the dance diagram for Steps 9 to 13 and 24–28 allows the skater traveling backward to step forward easily and to proceed in a relaxed manner, right hand in partner's left. While both partners skate forward, a separation of at least 24 inches is desirable. These steps should be skated with soft knee action and the appearance of arms during this part of the dance is left to the discretion of the skaters. Closed position is resumed in time for Step 14 or 29.

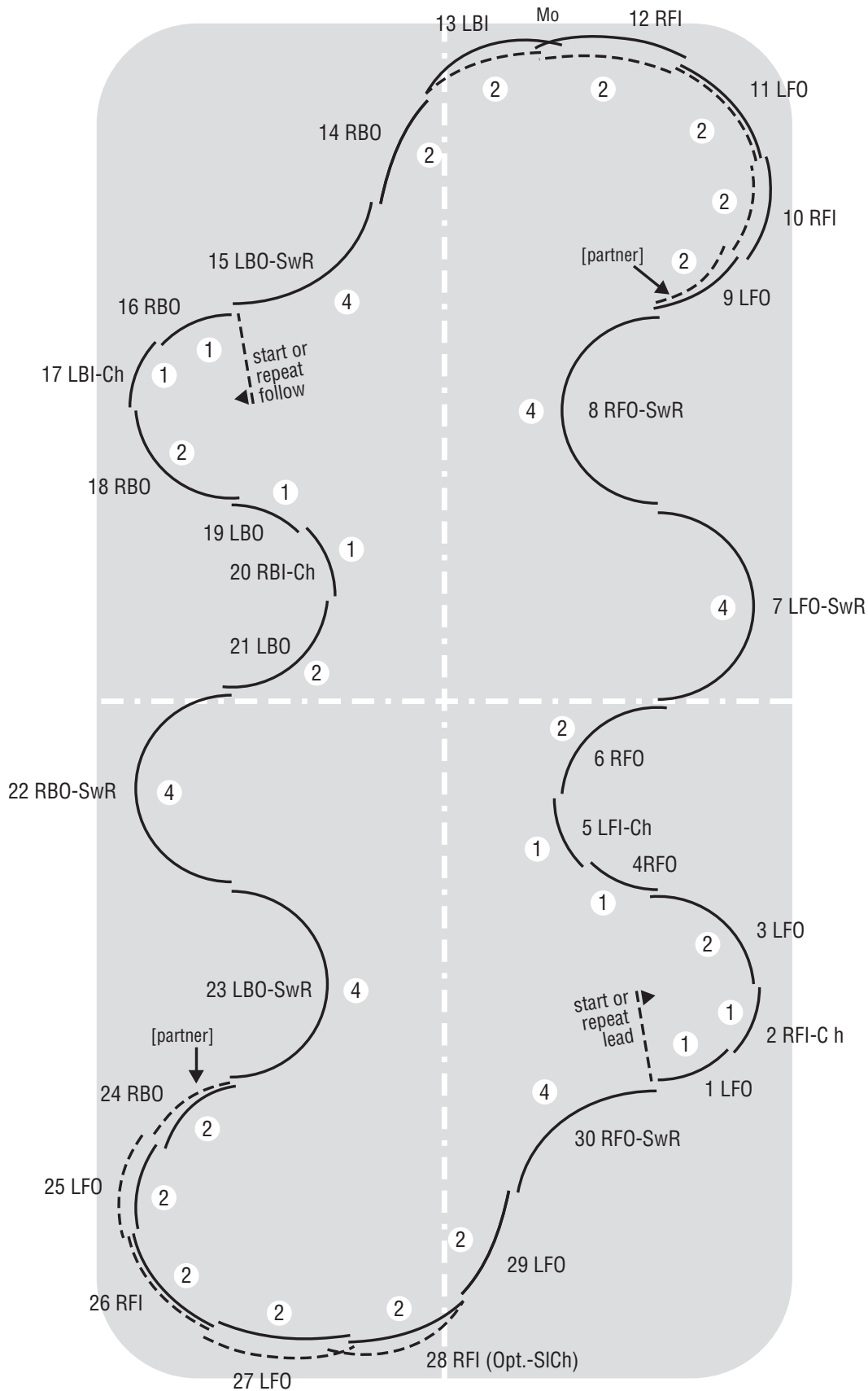
Any type of forward inside uncrossed mohawk is permissible as long as the balance and control are good and the execution is pleasing to watch.

Step 28 may be either an open stroke or a slide chassé.

INVENTOR: Hubert Sprott

FIRST PERFORMED: Broadmoor Ice Palace, Colorado Springs, Colo., 1948

**SWING DANCE — SET PATTERN DANCE**





## CHA CHA

MUSIC RHYTHM: Cha Cha 4/4  
TEMPO: 25 four-beat measures per minute; 100 beats per minute

ISU MUSIC  
INTRODUCTION: 32 beats, 19.2 seconds

PATTERN-TIMING: 1 = :19; 2 = :38; 3 = :58; 4 = 1:17

DURATION: Test 2 = :38  
Competition 3 = :58  
Adult Competition 2 = :38

SKATER'S  
CHOICE TIMING: See Skater's Choice Pattern Dance Timing Chart on the Members Only site

PATTERN: Set

TEST: Pre-bronze

The dance may be skated in open or Kilian position, and both partners skate the same steps. It is important that skaters reflect the unusual rhythm of this dance with free leg expression as well as appropriate upper body and head positions. Accurate timing is essential to the feeling of the dance as a whole. Maintaining the tempo while achieving some edge depth should be a priority.

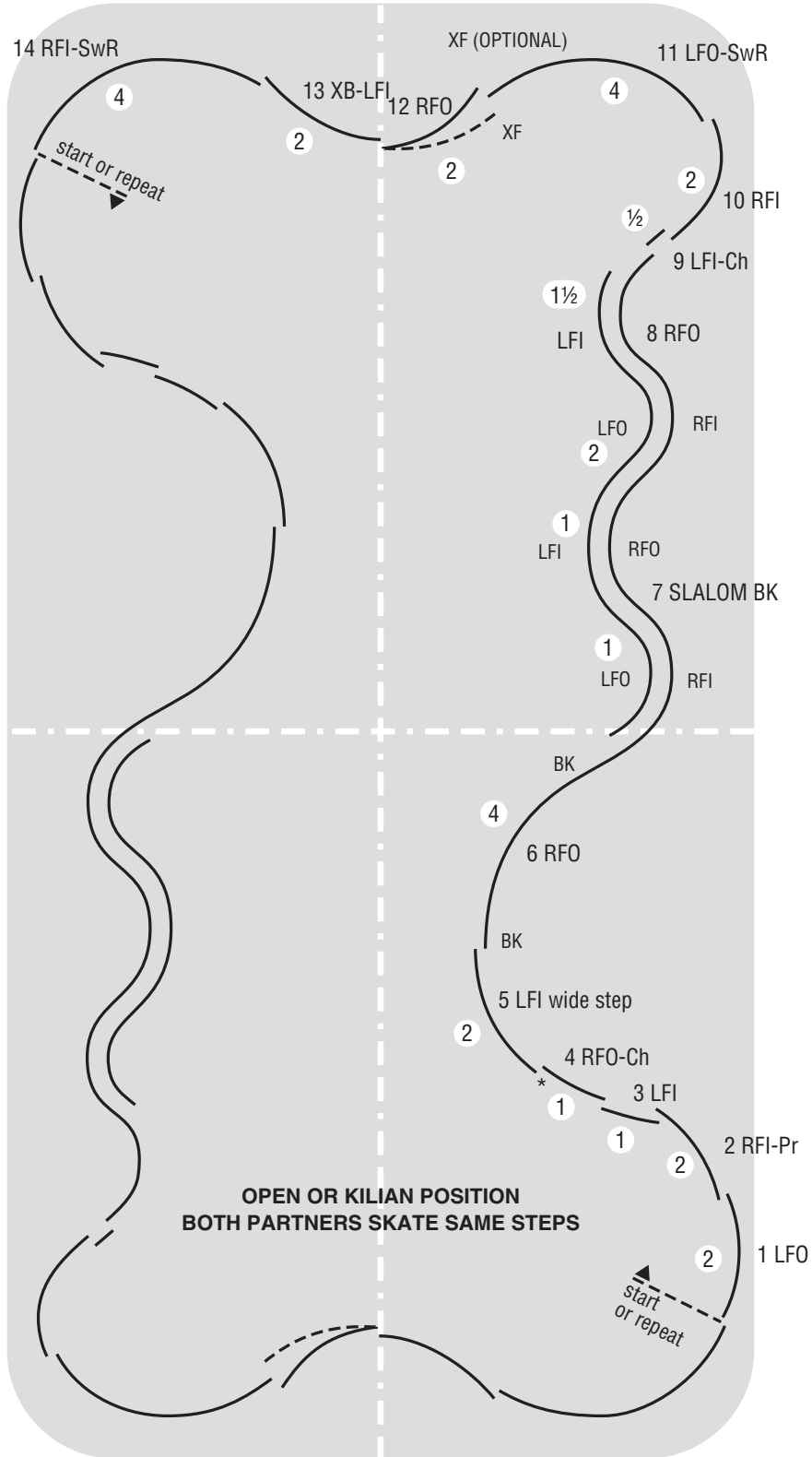
The dance begins with a two-beat LFO followed by a two-beat RFI progressive (Step 2). This is, in turn, followed by a quick chassé sequence commencing on a LFI edge (Step 3). The last step of the chassé sequence is a slight wide step to the top of the lobe.

Step 6 starts with a four-beat edge with the free leg expression free but consistent with the Cha Cha rhythm. Beat four begins the two-foot slalom (Step 7) with the knees bent. The knees should rise and fall at the transitions with the hips twisting underneath (independent of the shoulders) to create the slalom motion. The power is attained on the curves by pressure, first with the RFI edge, then LFI, and finally RFI. The last RFI should be slightly deeper to allow for a good transition and push to Step 8 on beats four and one. The two foot slalom remains on two feet until the push onto the RFO edge PRIOR to Step 9. Step 8 should end parallel to the longitudinal axis. Step 9 is a half-beat just before Step 10 — a two-beat RFI.

Step 11 is a rather deep LFO swing roll. Free leg action on Steps 11 and 14 is left to the discretion of the skater. The free leg may be brought forward and extended or brought only to the skating foot and extended back again. Step 12 is an optional XF. It may be skated as an open stroke or transition. Step 13 is an XB. Step 14 is a RFI swing roll which completes the dance.

INVENTOR: Helen Gage Moore. The dance was submitted by Sandy Lamb.

# CHA CHA — SET PATTERN DANCE



## FIESTA TANGO

MUSIC RHYTHM: Tango 4/4  
TEMPO: 27 four-beat measures per minute; 108 beats per minute

ISU MUSIC  
INTRODUCTION: 32 beats, 17.8 seconds

PATTERN-TIMING: 1 = :18; 2 = :36; 3 = :53; 4 = 1:11

DURATION: Test 2 = :36  
Competition 3 = :53  
Adult Competition 2 = :36

SKATER'S  
CHOICE TIMING: See Skater's Choice Pattern Dance Timing Chart on the Members Only site

PATTERN: Set

TEST: Pre-bronze

In the Fiesta Tango, both partners skate the same steps. The tempo of the Fiesta Tango is a slow tango rhythm, and partners should strive for upright carriage, soft knee action, easy flow and smooth, uniform leg swings.

The couple is in Reversed Kilian hold commencing with Step 1 through Step 10. The couple changes to Kilian hold at Step 11, and the hold is maintained until the restart of the dance.

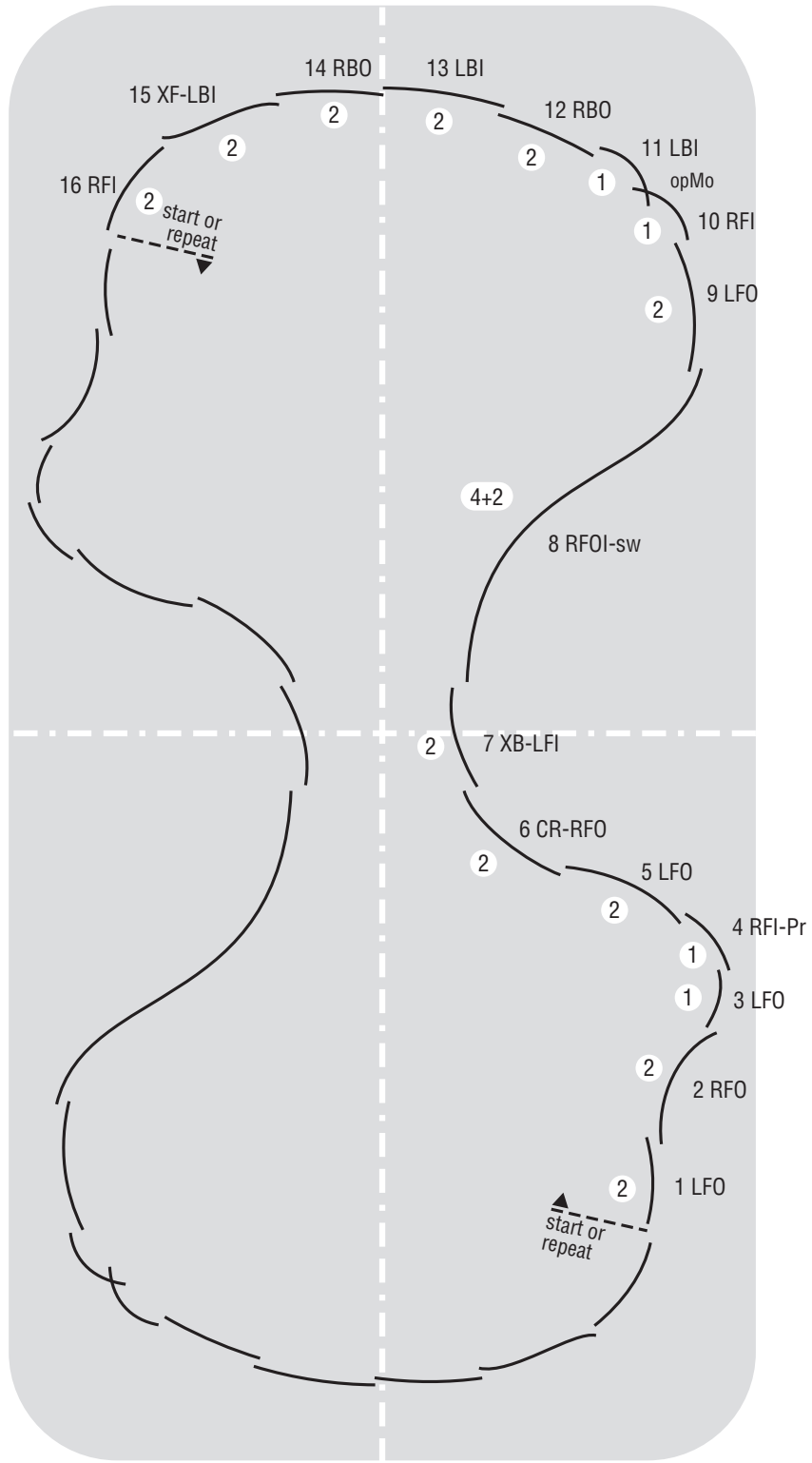
Step 8 allows for very pleasing interpretation. It is begun with an open stroke followed by a swing at the third count of the step. For the remaining counts of the step, there are no restrictions as to the use of the free leg, and this can add a great deal to the interpretation of the tango expression. Note, however, the change of edge must be executed on the correct beat of music as shown on the dance diagram.

The sequence of steps in this dance allows for easy, rhythmic movements, and partners should be able to interpret the music and skate the steps in a very pleasing style.

INVENTOR: George Muller

FIRST PERFORMED: Broadmoor Ice Palace, Colorado Springs, Colo., 1948

# FIESTA TANGO — SET PATTERN DANCE



## HICKORY HOEDOWN

MUSIC RHYTHM: Country-Western (Hoedown) 4/4  
TEMPO: 26 four-beat measures per minute; 104 beats per minute

ISU MUSIC  
INTRODUCTION: 32 beats, 18.5 seconds

PATTERN-TIMING: 1 = :23; 2 = :46; 3 = 1:09; 4 = 1:32

DURATION: Test 2 = :46  
Competition 3 = 1:09  
Adult Competition 2 = :46

SKATER'S  
CHOICE TIMING: See Skater's Choice Pattern Dance Timing Chart on the Members Only site

PATTERN: Set

TEST: Bronze

The music for the Hickory Hoedown should be derived from formal square dancing and convey the feeling of country-western style. The dance should reflect enjoyment and flair throughout. The prescribed free leg action, showing good control and supple knee action, will add crispness and accent the character of this dance.

The Hickory Hoedown is a symmetrical half-rink pattern dance, where position is optional, Steps 1 to 17. After Step 17, closed position is assumed. At the repeat of the dance, the skaters resume optional position.

Steps 1 to 3 and 4 to 6 are two chassés done simultaneously by both partners first toward the longitudinal axis then away but progressing generally up the ice at a fairly rapid pace. These are followed by a progressive sequence (Steps 7 to 9) that curves sharply toward center and a slide chassé begun with a RFO cross roll (Step 10), the slide (Step 11) and the exit edge (Step 12). Step 11 (and Step 16) are three beats in length.

At Step 11 (and 16) a new type of free leg expression is introduced. The free leg should extend forward on the first part of the edge, then bend at the knee, causing the foot itself to travel back to the skating knee. Additional free leg expression at this point is permitted as long as it is appropriate for the dance.

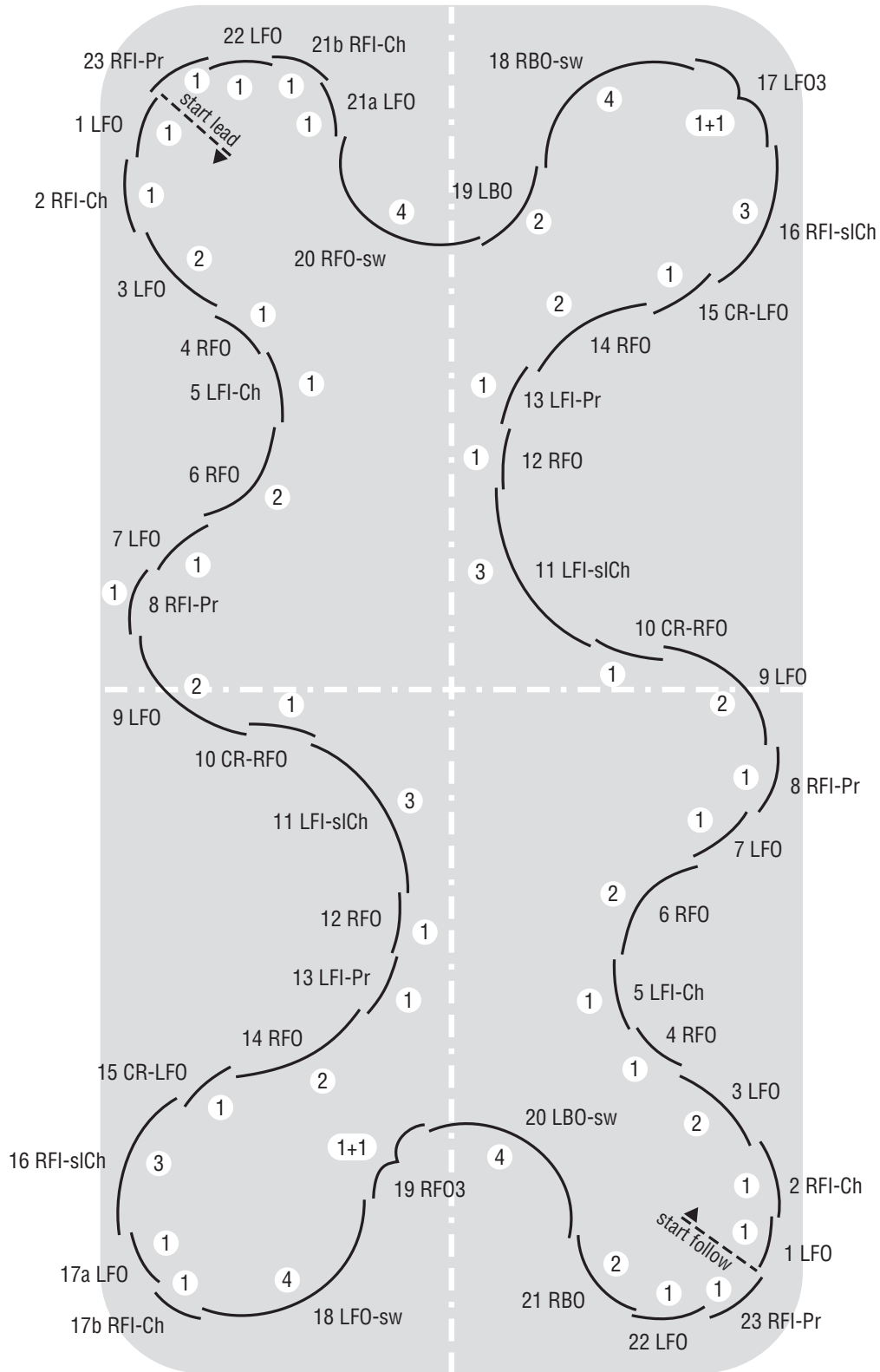
Step 12 begins the identical sequence in the opposite direction with the progressive (Steps 12 to 14), a LFO cross roll (Step 15), the slide (Step 16), and the exit LFO for the lead partner (Step 17a) with a LFO three for the follow partner executed on a fairly deep edge that curves around the corner. Step 18 is a four-beat swing of the free leg for both partners followed by a rapid three-turn for the lead partner and two more four-beat swings in the opposite direction (Step 20). Steps 21 to 22 form a quick, somewhat difficult RBO-LFO back-forward transition for the lead partner while the follow partner executes a forward chassé then progressive sequence to complete the dance in open position.

The Hickory Hoedown is a light, carefree and airy dance which must be skated with a square dance feeling. Because of identical sequences in both directions, the content of the dance is largely symmetrical. Therefore, well-controlled knee bends, deep and well controlled edges, and firm and exaggerated leg extensions are essential for appropriate expression in this dance.

INVENTORS: Wendy Weinstock Mlinar, Holly Genola Cole and H. Theodore Graves

FIRST PERFORMED: Hickory Hill FSC, Harvey School Rink, Jan. 25, 1987

# HICKORY HOEDOWN — SET PATTERN DANCE



## WILLOW WALTZ

MUSIC RHYTHM: Waltz 3/4  
TEMPO: 46 three-beat measures per minute; 138 beats per minute

ISU MUSIC  
INTRODUCTION: 24 beats, 10.4 seconds

PATTERN-TIMING: 1 = :23; 2 = :47; 3 = 1:10; 4 = 1:34

DURATION: Test 2 = :47  
Competition (with key points) 3 = 1:10  
Competition (no key points) 2 = :47  
Adult Competition 2 = :47

SKATER'S  
CHOICE TIMING: See Skater's Choice Pattern Dance Timing Chart on the Members Only site

PATTERN: Set

TEST: Bronze

The Willow Waltz presents a variety of turns, steps, and sequence of steps for skaters at the bronze test level. Correct timing and execution throughout are necessary to express the rhythm and flow of this dance. Special attention of both partners should focus on clean, distinct (not slurred), rhythmic progressive and chassé sequences executed with soft knee action and gliding movement. The timing of these sequences must be in the definite waltz rhythm of 2-1-3 counts per step, respectively.

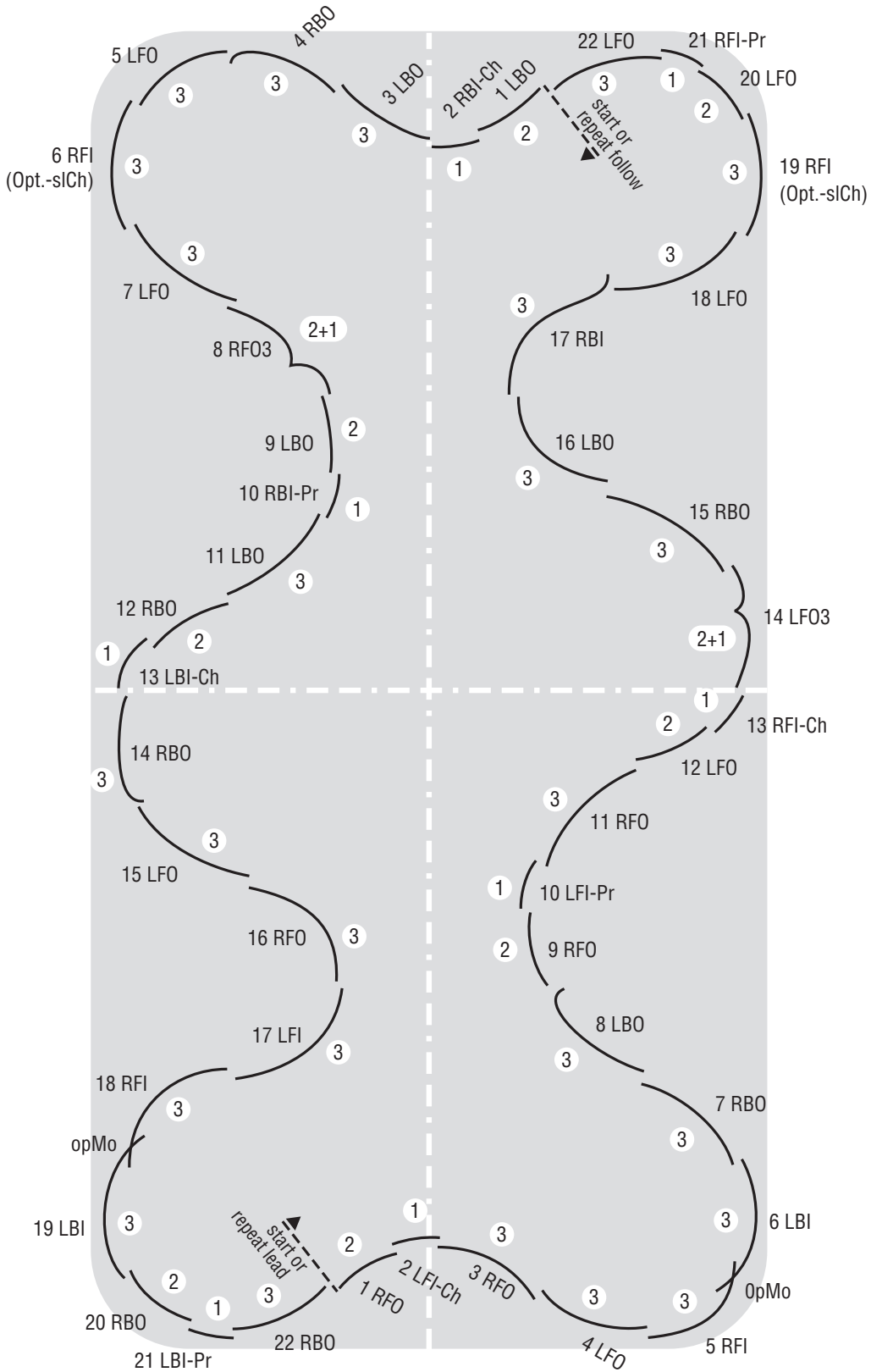
The follow partner's Step 6 and the lead partner's Step 19 may be either open strokes with the free legs in counter-position or slide chassés with the free legs in matching position.

Erect carriage and unison should be maintained throughout. Partners should skate close together and strive for neat footwork without wide stepping. Good flow and pace are desirable and should be obtained without effort and visible pushing.

INVENTOR: George Muller

FIRST PERFORMED: Crystal Ice Palace, Willow Springs, Ill., 1953

# WILLOW WALTZ — SET PATTERN DANCE





## TEN-FOX

MUSIC RHYTHM:	Foxtrot 4/4
TEMPO:	25 four-beat measures per minute; 100 beats per minute
ISU MUSIC INTRODUCTION:	32 beats, 19.2 seconds
PATTERN-TIMING:	1 = :19; 2 = :38; 3 = :58; 4 = 1:17
DURATION:	Test 2 = :38 Competition 3 = :58 Adult Competition 2 = :38
SKATER'S CHOICE TIMING:	See Skater's Choice Pattern Dance Timing Chart on the Members Only site
PATTERN:	Set
TEST:	Bronze

As denoted by the name, the Ten-Fox is a dance that was created by combining elements from the Foxtrot and an old social dance called the Tenstep (later replaced by the Fourteenstep).

The dance has several changes of hold and introduces the closed offset hold that is in the Fourteenstep and the similar changes of hold that are in the Foxtrot. The hold for the couples during Steps 1 to 4 are in waltz/closed position. Special attention should be given to a smooth transition at the turning point from follow partner's Step 4a (LBO-SwR) to Step 4b, and the lead partner's proper execution of the two-beat change of edge (Step 4 RFOI-SwR) to coincide with the follow partner's step forward (Step 4b). The lead partner must also synchronize the knee bend to coincide with the follow partner's step forward on Step 4b. The use and positions of the free legs during the follow partner's Step 4b and lead partner's Step 4 during the two-beat change of edge are optional but must remain in unison. At Step 5 and through Step 7, the couple changes to foxtrot position.

Commencing with Step 8 and through Step 12 the couple is back in waltz position. It must be noted that Step 8 for the follow partner requires a rising and bending knee action to coincide with the lead partner's Step 8a and 8b. Expression of dance rhythm in the timing of the body movements can do much to enhance the character of this dance.

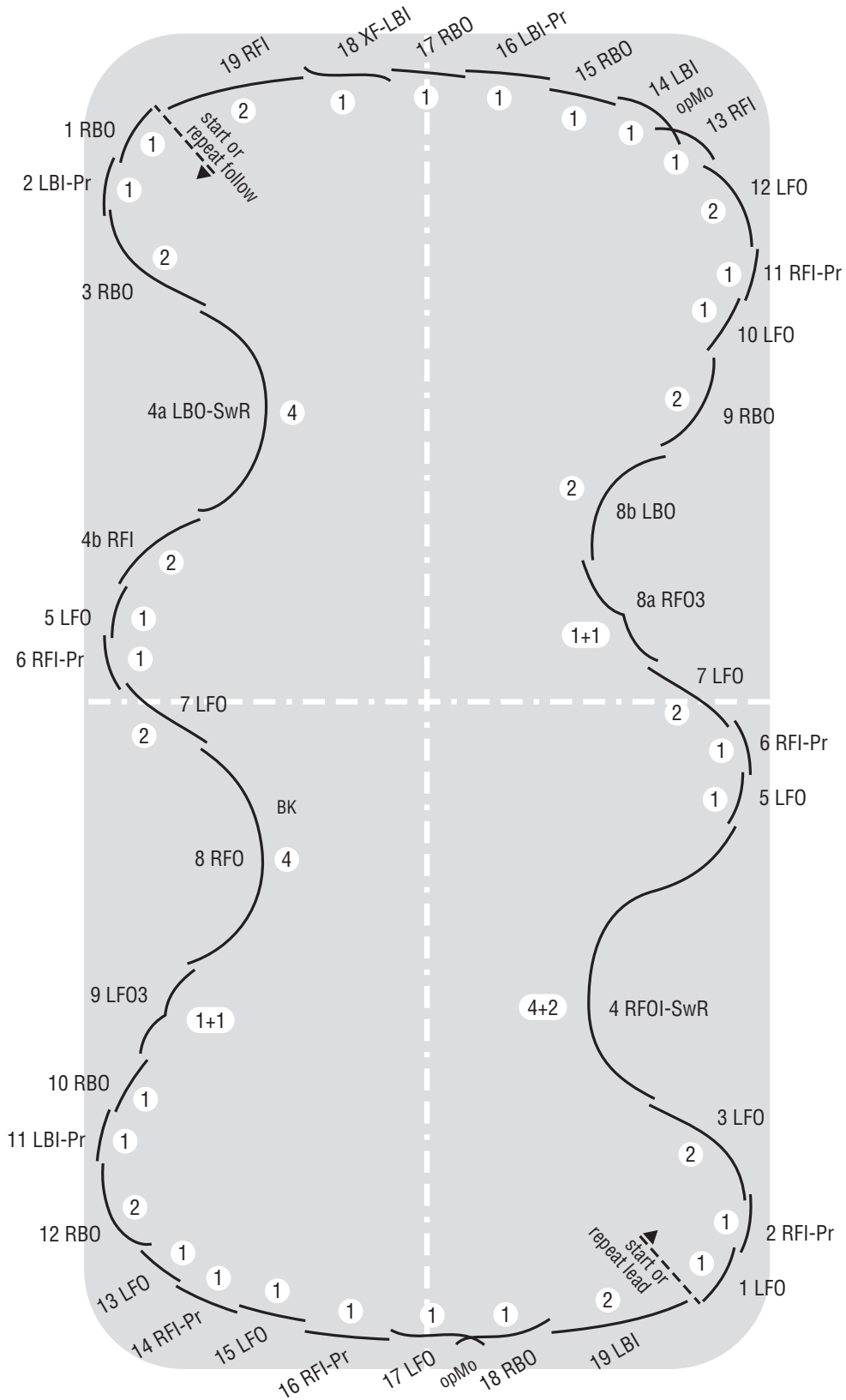
In skating the sequence of steps across the ends of the pattern (Steps 13 to 18), it is important that the partners be in an offset closed hold with the partners' shoulders parallel to each other and to the tracings, and that the lead partner check rotation with the shoulders after the mohawk, Step 14. Thus both partners' shoulders remain approximately flat to the tracings through Step 18.

In order to interpret the rhythm correctly, the skaters must demonstrate an effortless glide attained by soft knee action.

INVENTOR: George Muller

FIRST PERFORMED: Philadelphia SC & HS, 1939

# TEN-FOX — SET PATTERN DANCE



## FOURTEENSTEP

MUSIC RHYTHM: March 6/8 or 2/4  
TEMPO: 56 two-beat measures per minute or 28 four-beat measures per minute: 112 beats per minute

ISU MUSIC  
INTRODUCTION: 32 beats, 17.1 seconds

PATTERN-TIMING: 1 = :11; 2 = :21; 3 = :32; 4 = :43

DURATION: Test 3 = :32  
Competition 4 = :43  
Adult Competition 3 = :32

SKATER'S  
CHOICE TIMING: See Skater's Choice Pattern Dance Timing Chart on the Members Only site

PATTERN: Set

TEST: Pre-silver

During Steps 1 to 7, the partners are in closed hold with the follow partner skating backward and the lead partner forward. The dance begins with a progressive sequence of three steps forming a lobe curving toward the midline. Step 4 is a four-beat swing roll curving toward the side barrier. It is important that the free legs match on the swing roll and that the partners remain close together. This is followed by another progressive sequence for both partners during Steps 5 to 7. Step 7 is skated slightly less deeply than Step 3, after which the follow partner steps forward on Step 8 and skates close beside the lead partner in open hold until the lead partner completes the mohawk.

Steps 1 to 7 should be skated along the continuous axis of the ice surface with Steps 8 to 14 curving around the ends of the pattern. After the lead partner's open inside mohawk on Step 9, the lead partner should check the rotation with the shoulders, and both partners' shoulders should remain approximately parallel to the tracings around the end. During Steps 8 to 12, the partners skate in an offset closed hold with the follow partner's right hip beside the lead partner's right hip with the follow partner now skating forward and the lead partner backward. Step 9 for the follow partner is a crossed behind chassé, and Step 11 is a progressive. On Step 10 the lead partner steps close beside the skating foot, Steps 11 and 12 are a progressive sequence, and then Step 13 is crossed in front. The follow partner gradually moves ahead of the lead partner to skate an open outside mohawk during Steps 12 and 13. At the conclusion of Step 13, the lead partner steps forward for Step 14. On Step 14 the partners return to the original closed hold.

Soft knee action with the rhythm of the music and easy graceful flow are necessary so that the Fourteenstep will be danced rather than walked or raced. A strong lean is necessary to achieve the required edges at a good pace.

In tests and competitions the dance must be skated as specified in the rules, but for dance sessions, when many couples are on the ice at the same time, it is recommended that there be two rolls along the side if the ice surface permits.

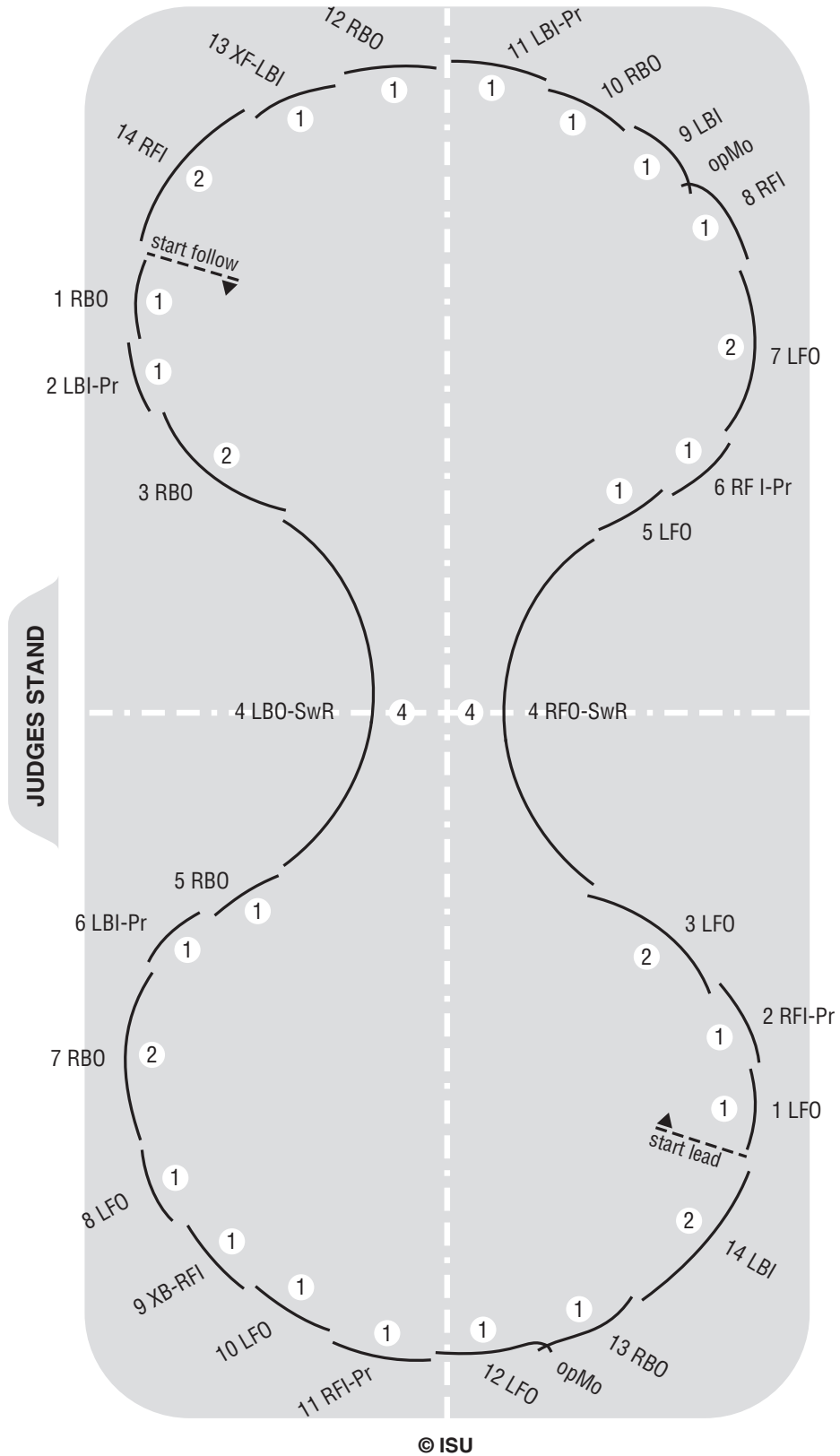
INVENTOR: Franz Scholler

FIRST PERFORMED: Vienna, Austria 1889, as the Tenstep or Scholler March

**FOURTEENSTEP — STEP CHART**

<b>Hold</b>	<b>Step No.</b>	<b>Lead Step</b>	<b>Number of beats of music</b>	<b>Follow Step</b>
Closed	1	LFO	1	RBO
	2	RFI-Pr	1	LBI-Pr
	3	LFO	2	RBO
	4	RFO-SwR	4	LBO-SwR
	5	LFO	1	RBO
	6	RFI-Pr	1	LBI-Pr
	7	LFO	2	RBO
Slightly off-set Closed	8	RFI OpMo	1	LFO
	9	LBI	1	XB-RFI
	10	RBO	1	LFO
	11	LBI-Pr	1	RFI-Pr
	12	RBO	1	LFO OpMo
	13	XF-LBI	1	RBO
Closed	14	RFI	2	LBI

**FOURTEENSTEP — SET PATTERN DANCE**



© ISU

## EUROPEAN WALTZ

MUSIC RHYTHM: Waltz 3/4  
TEMPO: 45 three-beat measures per minute; 135 beats per minute

ISU MUSIC  
INTRODUCTION: 24 beats, 10.7 seconds

PATTERN-TIMING: 1 = :24; 2 = :48; 3 = 1:12; 4 = 1:36

DURATION: Test 2 = :48  
Competition 2 = :48  
Adult Competition 2 = :48

SKATER'S  
CHOICE TIMING: See Skater's Choice Pattern Dance Timing Chart on the Members Only site

PATTERN: Optional (ISU: Set)

Where the ice surface measures less than 197 feet in length, the ISU European Waltz pattern may be shortened by deleting Steps 4 to 9, and for the pattern starting on the short axis for the European Waltz, Steps 13 to 18 may be deleted; thus, only one semicircular lobe is danced toward the longitudinal axis of the ice surface. In such instance, four sequences must be danced with a partner and, when required, three sequences must be danced solo.

For pattern dance tests of the European Waltz only, the skater may begin the dance on the short axis of the rink. The first step of the dance for both partners is Step 6 as diagrammed for IJS.

TEST: Pre-silver

The basic steps of the European Waltz are a cross roll three-turn, a backward outside edge and a forward outside edge for the lead partner, while the follow partner skates a backward outside edge, a three-turn and another backward outside edge. Semicircular lobes of these three steps are skated along the sides of the ice surface, the first lobe starting toward the midline; the second toward the side/long barrier. Care must be taken to ensure that these lobes are full semi-circles so that each starts directly toward or away from the midline.

These lobes are connected across the ends of the pattern by larger lobes that consist of a series of three-turns and back outside edges. A normal end lobe sequence contains four three-turns for each partner, but on a wide ice surface more are permissible. (For the international judging system the sections of the dance will remain the same, regardless of the number of three-turns skated on the end pattern). This is the only pattern option permitted.

The lead partner's three-turn at the beginning of each lobe must be skated as a cross roll. The follow partner's back outside edge, however, is started as an open stroke. All threes are turned on the count of three. These types of turns are known as "European Waltz-type three-turns." All edges are three beats in length.

The dance is skated in closed hold throughout, and the partners must remain close together. The rotation of the partners should be around the same axis, continuous and reverse its direction at the start of each new lobe. For example, in lobes aiming toward the side barrier of the ice surface, the couple rotates to the left; in lobes aiming toward the midline, the couple rotates to the right. All rotations must be well controlled, which is best accomplished with the free foot kept close to the skating foot. On all three-turns, checking is necessary to prevent over-rotation.

Erect posture, consistently powerful stroking, even free leg extension and a regular rising and falling knee action give this dance its waltz flavor.

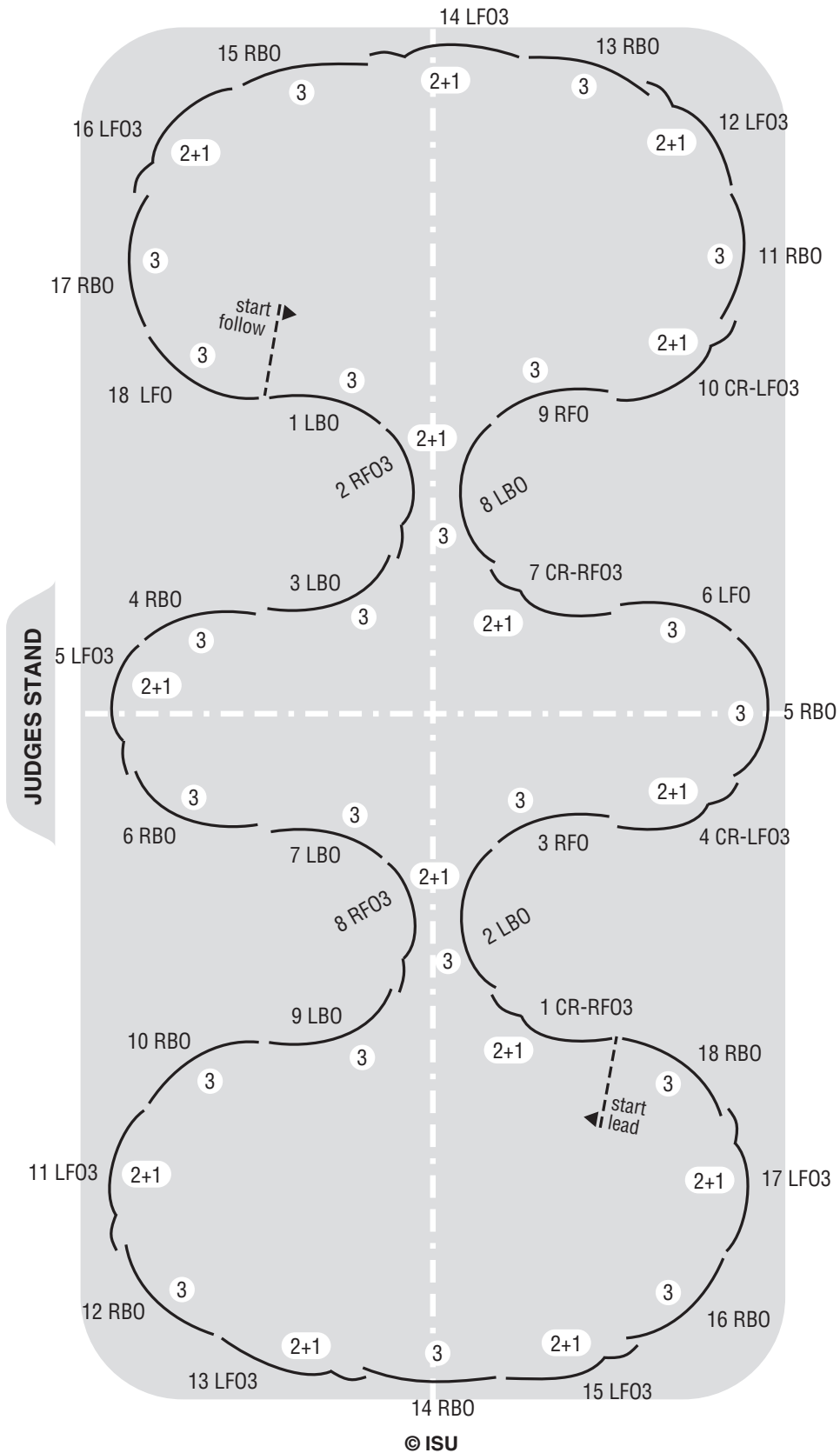
INVENTOR: Unknown

FIRST PERFORMED: Before 1900, but the date and location are unknown

**EUROPEAN WALTZ — STEP CHART**

<b>Hold</b>	<b>Step No.</b>	<b>Lead Step</b>	<b>Number of beats of music</b>			<b>Follow Step</b>
Closed	1	CR-RFO3	2+1		3	LBO
	2	LBO	3		2+1	RFO3
	3	RFO		3		LBO
	4	CR-LFO3	2+1		3	RBO
	5	RBO	3		2+1	LFO3
	6	LFO		3		RBO
	7	CR-RFO3	2+1		3	LBO
	8	LBO	3		2+1	RFO3
	9	RFO		3		LBO
	10	CR-LFO3	2+1		3	RBO
	11	RBO	3		2+1	LFO3
	12	LFO3	2+1		3	RBO
	13	RBO	3		2+1	LFO3
	14	LFO3	2+1		3	RBO
	15	RBO	3		2+1	LFO3
	16	LFO3	2+1		3	RBO
	17	RBO	3		2+1	LFO3
	18	LFO		3		RBO

**EUROPEAN WALTZ — OPTIONAL PATTERN DANCE**





## FOXTROT

MUSIC RHYTHM: Foxtrot 4/4  
TEMPO: 25 four-beat measures per minute; 100 beats per minute

ISU MUSIC  
INTRODUCTION: 32 beats, 19.2 seconds

PATTERN-TIMING: 1 = :17; 2 = :34; 3 = :50; 4 = 1:07

DURATION: Test 3 = :50  
Competition 4 = 1:07  
Adult Competition 3 = :50

SKATER'S  
CHOICE TIMING: See Skater's Choice Pattern Dance Timing Chart on the Members Only site

PATTERN: Optional

TEST: Pre-silver

The dance begins with the partners in open hold with their shoulders and hips close together. Step 2 is a crossed behind chassé for both partners. Step 4a is a cross rolled three-turn for the lead partner after which the partners are in closed hold. Step 4 for the follow partner commences with a cross roll. The follow partner then extends the free leg behind for the full four counts, accentuating count three with a knee bend corresponding to the lead partner's knee action for the change of foot. She must be careful to avoid lunging. On Steps 4b and 5 the lead partner's free foot leaves the ice in front and is then drawn down beside the skating foot in preparation for the next step.

Step 5 is a cross roll three-turn for the follow partner while the lead partner skates a RBO edge. Step 7 is a progressive for both partners. The partners remain in closed hold until the end of Step 8. Then the lead partner should be at the side of the follow partner (almost in outside hold) with their right shoulders opposite for the lead partner's cross roll three-turn (Step 9).

The closed hold is resumed for Step 10. The lead partner skates a progressive during Step 11 while the follow partner prepares for the mohawk. On Step 11 the follow partner does not swing the free leg, but after extending it behind, merely brings the free foot down beside the skating heel (keeping the free foot well turned out), then performs an outside closed mohawk on count one. To facilitate the follow partner's mohawk, good edges must be skated on Steps 10 and 11.

On Step 12, the free legs of both the partners swing up together, then are drawn down evenly so that, by the end of count four, they are at the heel of the skating foot ready for Step 13. Step 13 should be stepped close to the heel of the skating foot. Step 14 is an open stroke stepped close beside the skating foot. Steps 13 and 14 should be strong inside edges.

The Foxtrot must be danced, not stepped. There must be soft knee action and flow. The free foot must always be placed on the ice close beside the skating foot. The dance is designed to be skated on deep edges with semi-circular lobes.

INVENTORS: Eric van der Weyden and Eva Keats

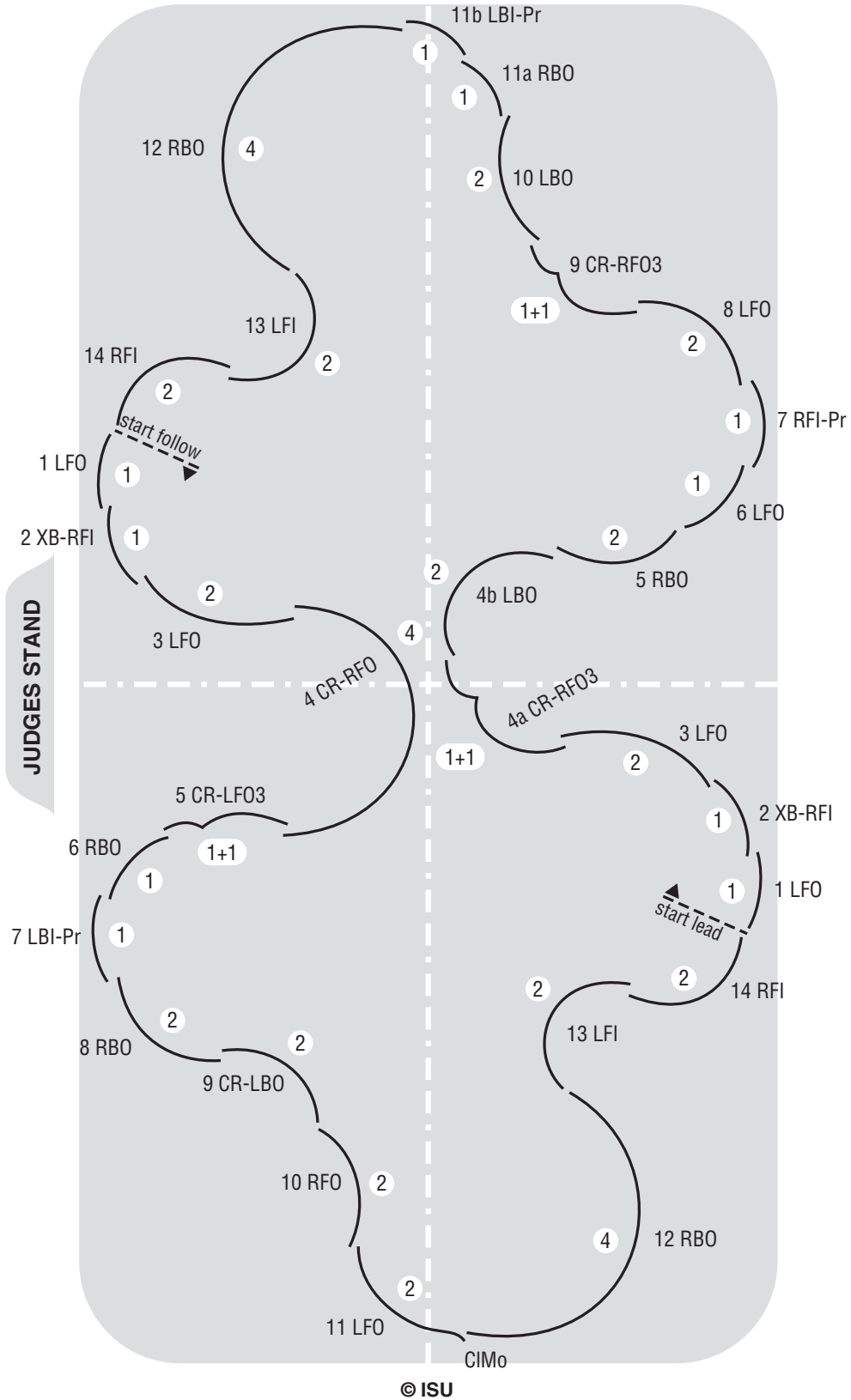
FIRST PERFORMED: Westminster Ice Rink, London, England, 1933

**FOXTROT — STEP CHART**

<b>Hold</b>	<b>Step No.</b>	<b>Lead Step</b>	<b>Number of beats of music</b>			<b>Follow Step</b>
Open	1	LFO		1		LFO
	2	XB-RFI		1		XB-RFI
	3	LFO		2		LFO
Closed	4a	CR-RFO3	1+1		4	CR-RFO
	4b	LBO	2			
	5	RBO	2		1+1	CR-LFO3
	6	LFO		1		RBO
	7	RFI-Pr		1		LBI-Pr
*	8	LFO		2		RBO
Closed	9	CR-RFO3	1+1		2	CR-LBO
	10	LBO		2		RFO
	11a	RBO	1		2	LFO
	11b	LBI-Pr	1			CIMo
Open	12	RBO		4		RBO
	13	LFI		2		LFI
	14	RFI		2		RFI

\* Partial outside hold at end of Step 8

**FOXTROT — OPTIONAL PATTERN DANCE**



## AMERICAN WALTZ

MUSIC RHYTHM: Waltz 3/4  
TEMPO: 66 three-beat measures per minute; 198 beats per minute

ISU MUSIC  
INTRODUCTION: 48 beats, 14.6 seconds

PATTERN-TIMING: 1 = :29; 2 = :58; 3 = 1:27; 4 = 1:56

DURATION: Test 2 = :58  
Solo after partnering 2 = :58  
Competition 2 = :58  
Adult Competition 2 = :58

SKATER'S  
CHOICE TIMING: See Skater's Choice Pattern Dance Timing Chart on the Members Only site

PATTERN: Optional (ISU: Set)

Where the ice surface measures less than 197 feet in length, the ISU American Waltz pattern may be shortened by deleting Steps 4 to 9, and for the pattern starting on the short axis for the American Waltz, Steps 11 to 16 may be deleted; thus, only one semicircular lobe is danced toward the longitudinal axis of the ice surface. In such instance, four sequences must be danced with a partner and, when required, three sequences must be danced solo.

For pattern dance tests of the American Waltz only, the skater may begin the dance on the short axis of the rink. The first step of the dance for both partners is Step 6 as diagrammed for IJS.

TEST: Silver

The American Waltz consists of a series of semi-circular lobes skated toward and away from the midline. These lobes are joined at the ends by six-beat outside swing rolls. The lobes nearest the end/short barrier are positioned so that their ends are closer to the midline, making it possible for a single six-beat roll to connect them. All steps should be of equal curvature so that each group of three steps forms a large semi-circle with each lobe starting directly toward or away from the midline.

The steps of each lobe are the same except that they are skated alternately left and right depending on the direction of the lobe. Although the sequence of steps is the simplest of any ice dance, because of the amount of rotation generated by the couple, it is among the most difficult to skate correctly. In order to rotate smoothly, it is necessary for the partners to keep their shoulders parallel with the center of rotation between them, rather than having one partner whip around the other on the swing three-turns. The rotation must be continuous and even, rather than sudden jerks with pauses between.

Each step of the American Waltz is held for six beats (two measures) which gives considerable length to each step. The swing of the free foot/leg must be from the hip without any bending of the free leg knee. The threes must be turned with the feet close together, but without pause in the motion of the free foot. The free foot should not pass the skating foot before the three is turned. While maintaining close waltz hold throughout, the partners must synchronize their free leg swings with each other as well as with the music, turning the swing threes on count four. These types of turns are known as "American Waltz-type three-turns."

The transition from one foot to the other is accompanied by a bending of the skating knee. This action coincides with the major accent (count one) and serves to emphasize it. The knee action that adds lilt to the dance must be well controlled and gradual or the dance may become bouncy with the skater losing flow and balance. The dancers must stand upright using a nicely controlled body weight change when simultaneously starting a new lobe.

The expression of waltz music is characterized primarily by evenness of flow between points of major and minor emphasis. The points of major emphasis, count one, are marked by the change of feet and bending of the skating knee. Some of these points coincide with the start of a new lobe and are also emphasized by the change of direction of rotation and lean. The points of minor emphasis (count four) are marked by turns but are not otherwise emphasized.

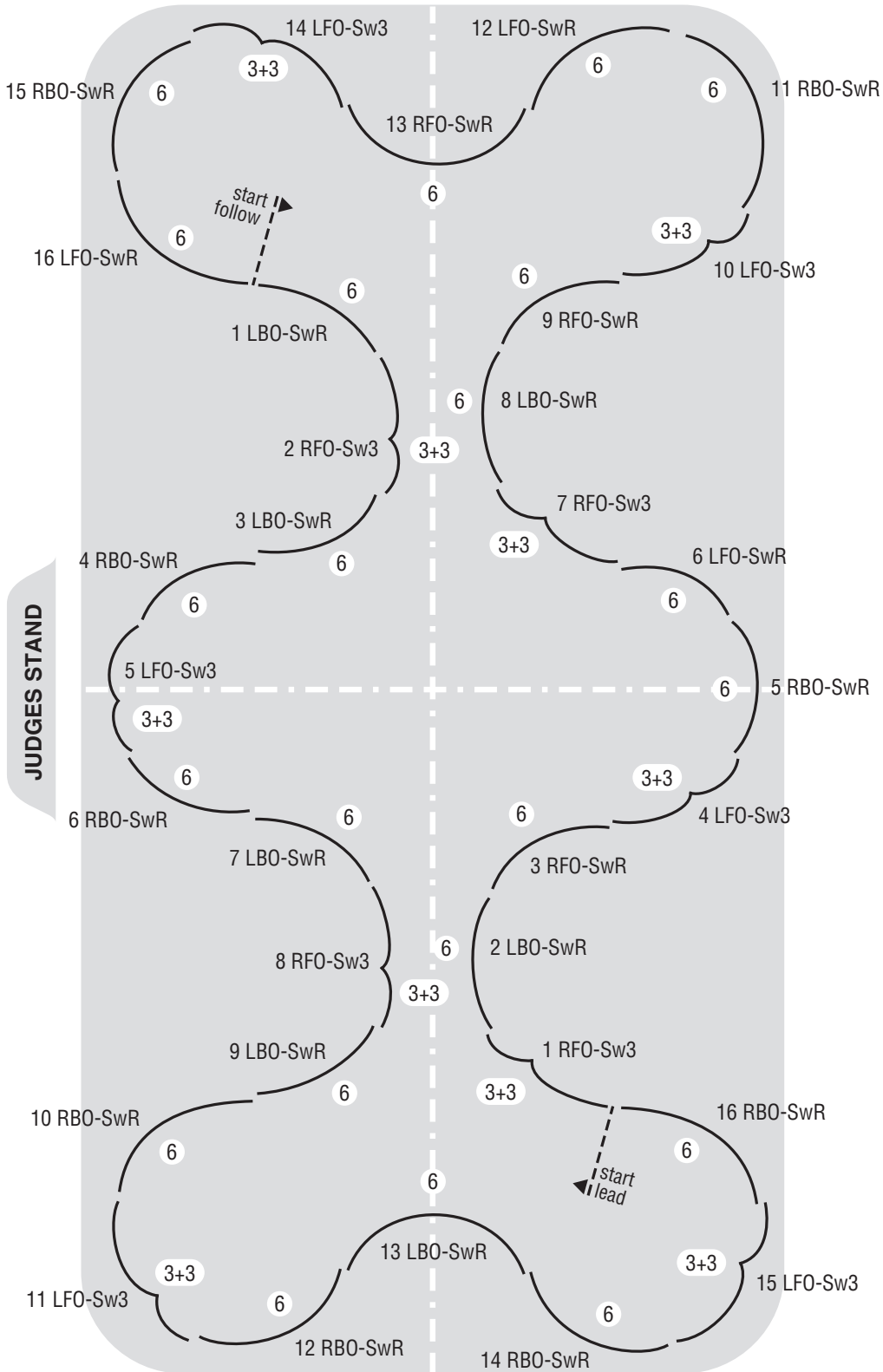
INVENTOR: Unknown

FIRST PERFORMED: Unknown

**AMERICAN WALTZ — STEP CHART**

<b>Hold</b>	<b>Step No.</b>	<b>Lead Step</b>	<b>Number of beats of music</b>			<b>Follow Step</b>
Closed	1	RFOSw3	3+3		6	LBO-SwR
	2	LBO-SwR	6		3+3	RFOSw3
	3	RFO-SwR		6		LBO-SwR
	4	LFOSw3	3+3		6	RBO-SwR
	5	RBO-SwR	6		3+3	LFOSw3
	6	LFO-SwR		6		RBO-SwR
	7	RFOSw3	3+3		6	LBO-SwR
	8	LBO-SwR	6		3+3	RFOSw3
	9	RFO-SwR		6		LBO-SwR
	10	LFOSw3	3+3		6	RBO-SwR
	11	RBO-SwR	6		3+3	LFOSw3
	12	LFO-SwR		6		RBO-SwR
	13	RFO-SwR		6		LBO-SwR
	14	LFOSw3	3+3		6	RBO-SwR
	15	RBO-SwR	6		3+3	LFOSw3
	16	LFO-SwR		6		RBO-SwR

**AMERICAN WALTZ — OPTIONAL PATTERN DANCE**



© ISU

## TANGO

MUSIC RHYTHM: Tango 4/4 or 2/4  
TEMPO: 27 four-beat measures per minute; 108 beats per minute

ISU MUSIC  
INTRODUCTION: 32 beats, 17.8 seconds

PATTERN-TIMING: 1 = :29; 2 = :58; 3 = 1:27; 4 = 1:56

DURATION: Test 2 = :58  
Solo after partnering 2 = :58  
Competition 2 = :58  
Adult Competition 2 = :58

SKATER'S  
CHOICE TIMING: See Skater's Choice Pattern Dance Timing Chart on the Members Only site

PATTERN: Optional

TEST: Silver

Very erect carriage must be maintained throughout this dance. The partners should skate close together. Neat footwork and good flow are essential. The pace must be maintained without obvious effort or visible pushing. The dance consists of quick crossed steps skated on shallow curves interspersed between slower rolls skated on strong curves, followed by a promenade skated in open position.

At the end of the introductory steps, the partners should be in outside hold with the follow partner to the right. The lead partner makes two quick cross steps (Steps 1 and 2), the first crossed in front, the second crossed behind (a crossed chassé sequence). The follow partner skates a similar sequence, the first crossed behind and the second in front. These quick steps are followed by a four-beat roll (Step 3\*) during which the couple assumes closed hold. During or at the end of the roll, the partners return to outside position but this time the follow partner is on the left. The next lobe consists of the same sequences skated on the opposite feet.

The third lobe starts with a shallow front-crossed right outside rocker for the lead partner on Step 7 followed by two quick cross steps (Steps 8 and 9), the first crossed behind, the second in front. The follow partner crosses behind on Step 7, then steps forward for two steps, crossing on the second step. Step 10 is another roll in which the couple assumes closed hold. During or at the end of the roll, the partners return to outside hold with the follow partner on the left. The next lobe consists of another double cross step and roll sequence.

\*The couple does not need to be in closed hold for the full four counts of Steps 3, 6, 10 and 13 but may change sides from outside to outside in the middle of these rolls, be in closed hold for fewer counts or even briefly. Either technique/interpretation is acceptable.

On Step 14 the follow partner skates a cross roll into a three-turn. The lead partner also skates a cross roll before stepping forward onto an RFO swing roll (Step 15) into closed hold while the follow partner skates LBO swing roll. The promenade follows with the partners in open hold, skating two quick and then two slow steps. Each partner then executes a closed swing mohawk (Steps 20 and 21), inside for the lead partner and outside for the follow partner, with each edge held for four beats. On Step 22 the follow partner steps forward to execute an inside three-turn after one beat, holding the exit edge for five beats. The lead partner skates a chassé sequence followed by a four-beat roll (Steps 22a, b and c). The first part of Step 22 is skated in open hold. After the follow partner's three-turn, the partners are in closed hold, but they complete the step in outside position ready to restart the dance.

INVENTORS: Paul Kreckow and Trudy Harris

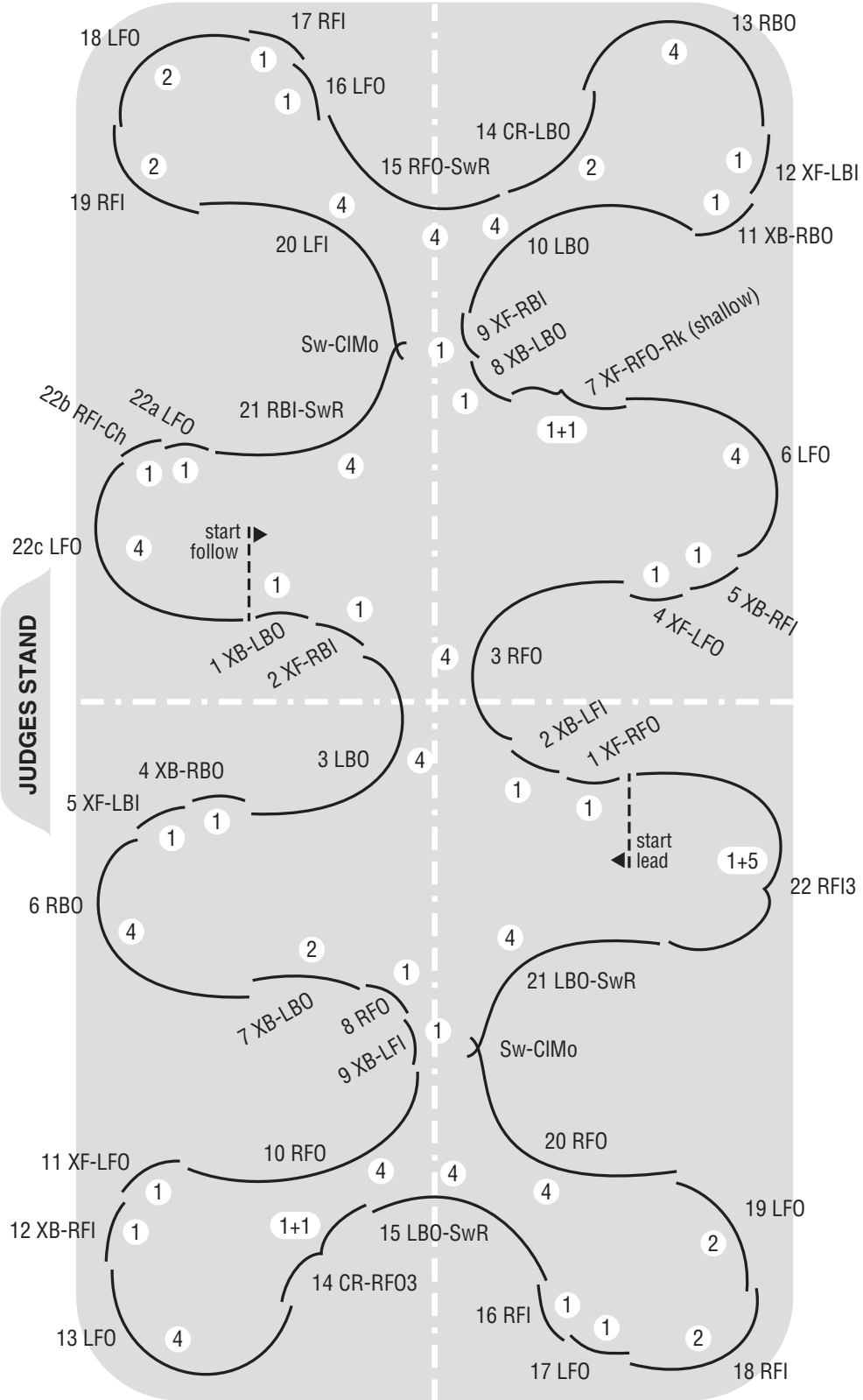
FIRST PERFORMED: Hammersmith Ice Rink, London, 1932

**TANGO — STEP CHART**

<b>Hold</b>	<b>Step No.</b>	<b>Lead Step</b>	<b>Number of beats of music</b>			<b>Follow Step</b>
Outside	1	XF-RFO		1		XB-LBO
	2	XB-LFI		1		XF-RBI
Closed to Outside	3	RFO		4		LBO
	4	XF-LFO		1		XB-RBO
	5	XB-RFI		1		XF-LBI
Closed to Outside	6	LFO		4		RBO
	7	XF-RFO-Rk (shallow)	1+1		2	XB-LBO
	8	XB-LBO		1		RFO
	9	XF-RBI		1		XB-LFI
Closed to Outside	10	LBO		4		RFO
	11	XB-RBO		1		XF-LFO
	12	XF-LBI		1		XB-RFI
Closed to Outside	13	RBO		4		LFO
	14	CR-LBO	2		1+1	CR-RFO3
Closed	15	RFO-SwR		4		LBO-SwR
Open	16	LFO		1		RFI
	17	RFI		1		LFO
	18	LFO		2		RFI
	19	RFI		2		LFO
	20	LFI Sw-CIMo		4		RFO Sw-CIMo
	21	RBI-SwR		4		LBO-SwR
	22a	LFO	1		1+5	RFI3
	22b	RFI-Ch	1			
Closed	22c	LFO	4			



TANGO — OPTIONAL PATTERN DANCE



© ISU

## ROCKER FOXTROT

MUSIC RHYTHM: Foxtrot 4/4  
TEMPO: 26 four-beat measures per minute; 104 beats per minute

ISU MUSIC  
INTRODUCTION: 32 beats, 18.5 seconds

PATTERN-TIMING: 1 = :16; 2 = :32; 3 = :48; 4 = 1:05

DURATION: Test 3 = :48  
Solo after partnering 2 = :32  
Competition 4 = 1:05  
Adult Competition 3 = :48

SKATER'S  
CHOICE TIMING: See Skater's Choice Pattern Dance Timing Chart on the Members Only site

PATTERN: Set

TEST: Silver

The Rocker Foxtrot starts at the midline at one end of the ice surface and makes three lobes toward the edge and two toward the midline along each side. Thus one circuit of the ice surface requires two sequences of the dance.

Steps 1 to 4 that are the same for both partners are skated in open hold and consist of a crossed behind chassé followed by a progressive. Step 5 for the follow partner is a four-beat LFO swing rocker skated while the lead partner performs two outside edges. The swing rocker is executed with a swing of the free leg and is turned after the free leg has passed the skating foot and is extended forward. The turn should be executed on clean outside to outside edges on beat two of the step so that the follow partner's sinking onto a softly bent knee afterward will coincide exactly with the lead partner's knee bend for the RFO edge on beat three. After the swing rocker, the follow partner's free leg must be swung forward to match the lead partner's free leg. After the follow partner's swing rocker, the pattern continues to approach the midline before curving away and care should be taken that both partners are on outside edges.

During the swing rocker, the couple changes to closed hold, which is maintained until Step 7b when the couple resumes open hold for the remainder of the dance. The lead partner must skate an open stroke for Step 6 and should be in a position exactly opposite the follow partner at the beginning of the edge to execute the LFO3.

Step 8 is a cross roll. Steps 10 and 11 are strong outside edges. Steps 11 and 12 are outside closed mohawks for both partners. The free leg is first extended behind turned out and then is placed beside the heel of the skating foot, arriving exactly in time for the mohawk. The lead partner must be careful not to curve Step 11 too deeply since the follow partner must curve the edge at least as deeply in order to be in position beside the lead partner for the turn. To achieve the correct positions, the shoulders must be well checked entering the turn. The mohawk must be directed toward the side/long barrier to achieve a nicely rounded end pattern if the dance is to commence again at the midline. After the mohawk, the partners continue a slow clockwise rotation through Steps 12 and 13 so as to be traveling forward on Step 14 for the restart of the dance. Both partners commence Step 13 crossed in front approximately at the center line.

The Rocker Foxtrot should be skated with good knee action, change of lean and flow to enhance the character of a Foxtrot.

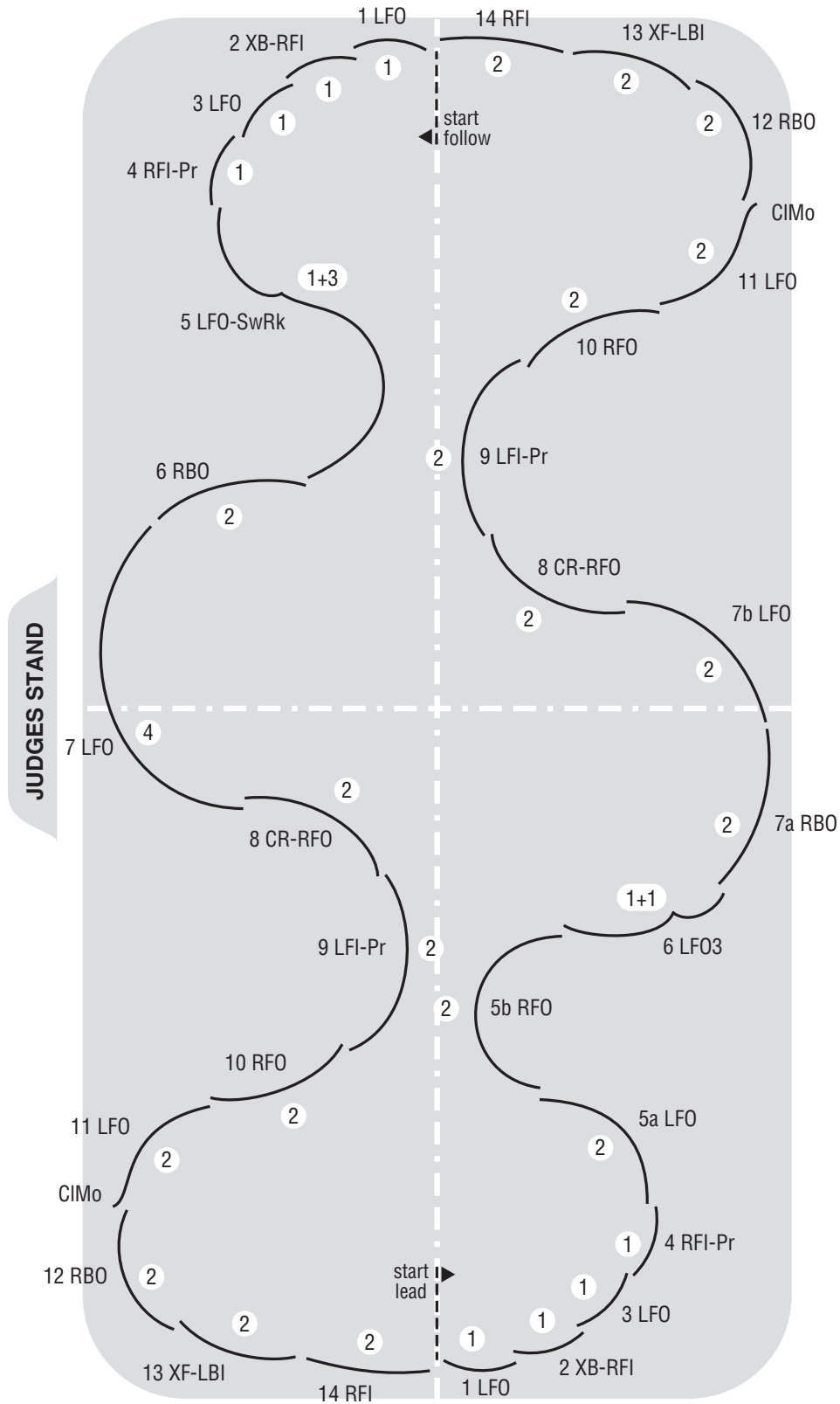
INVENTORS: Eric van der Weyden and Eva Keats

FIRST PERFORMED: Streatham Ice Rink, London, England, 1934

**ROCKER FOXTROT — STEP CHART**

<b>Hold</b>	<b>Step No.</b>	<b>Lead Step</b>	<b>Number of beats of music</b>			<b>Follow Step</b>
Open	1	LFO		1		LFO
	2	XB-RFI		1		XB-RFI
	3	LFO		1		LFO
	4	RFI-Pr		1		RFI-Pr
Closed	5a	LFO	2		1+3	LFO-SwRk
	5b	RFO	2			
	6	LFO3	1+1		2	RBO
Open	7a	RBO	2		4	LFO
	7b	LFO	2			
	8	CR-RFO		2		CR-RFO
	9	LFI-Pr		2		LFI-Pr
	10	RFO		2		RFO
	11	LFO-CIMo		2		LFO-CIMo
	12	RBO		2		RBO
	13	XF-LBI		2		XF-LBI
	14	RFI		2		RFI

# ROCKER FOXTROT — SET PATTERN DANCE



© ISU

## KILIAN

MUSIC RHYTHM: March 2/4 or 4/4  
TEMPO: 58 two-beat measures per minute, or 29 four-beat measures per minute; 116 beats per minute

ISU MUSIC  
INTRODUCTION: 32 beats, 16.5 seconds

PATTERN-TIMING: 1 = :08; 2 = :17; 3 = :25; 4 = :33, 5 = :41, 6 = :50

DURATION: Test 4 = :33  
Solo after partnering 2 = :17  
Competition 6 = :50  
Adult Competition 4 = :33

SKATER'S  
CHOICE TIMING: See Skater's Choice Pattern Dance Timing Chart on the Members Only site

PATTERN: Optional

TEST: Pre-gold

The Kilian is a test of close and accurate footwork, unison of rotation and control. Upright posture is required throughout. The dance follows a counterclockwise elliptical pattern, but the start and succeeding steps may be located anywhere around the circle. Once established, however, no shift of pattern is acceptable on subsequent sequences. The clockwise rotation must be controlled.

The partners skate close together in Kilian hold throughout, and particular care should be taken to avoid any separation and coming together of the partners. The lead partner's right hand should clasp the follow partner's right hand and keep it firmly pressed on the follow partner's right hip to avoid separation. The lead partner's left hand should clasp the follow partner's left hand so that follow partner's left arm is firmly extended across the lead partner's body. There are 14 steps done to 16 beats of music — Steps 3 and 4 are the only two-beat steps. All others are one-beat steps. Steps 1 to 3 form a progressive sequence, and care must be taken not to anticipate Step 4 by changing the body weight too early on Step 3. Steps 3 and 4 both must be strong outside edges that are not changed or flattened. Correct lean on these edges is essential to the expression of the dance.

Steps 5 to 7 form another progressive sequence, and again the body weight must follow the curvature of the lobe. At the start of Step 8, the body weight shifts toward the outside of the circle, and a strong checking action from the shoulders is required to maintain this lean through Step 9. Step 8 is commenced with a cross roll, while Step 9 is tightly crossed behind. Both these steps require a strong knee action.

Steps 9 and 10 constitute a crossed in front open choctaw. The right free foot must be placed on the ice slightly in front of the skating foot, with both knees well turned out in a momentary open position. A strong checking action from the shoulders and hips is necessary at the start of Step 10 to counteract the turning movement. The left foot leaves the ice and, at Step 11, crosses behind the skating foot to a LBI edge.

Step 12 is taken with the feet passing close together, but Step 13 is crossed in front. Correct clockwise shoulder rotation for both partners on Steps 12 and 13 facilitates close stepping. Step 14 should be stepped close to the heel of the skating foot and not stepped wide or ahead. Care must be taken not to prolong this edge. A well-bent knee and upright posture are required on Step 14.

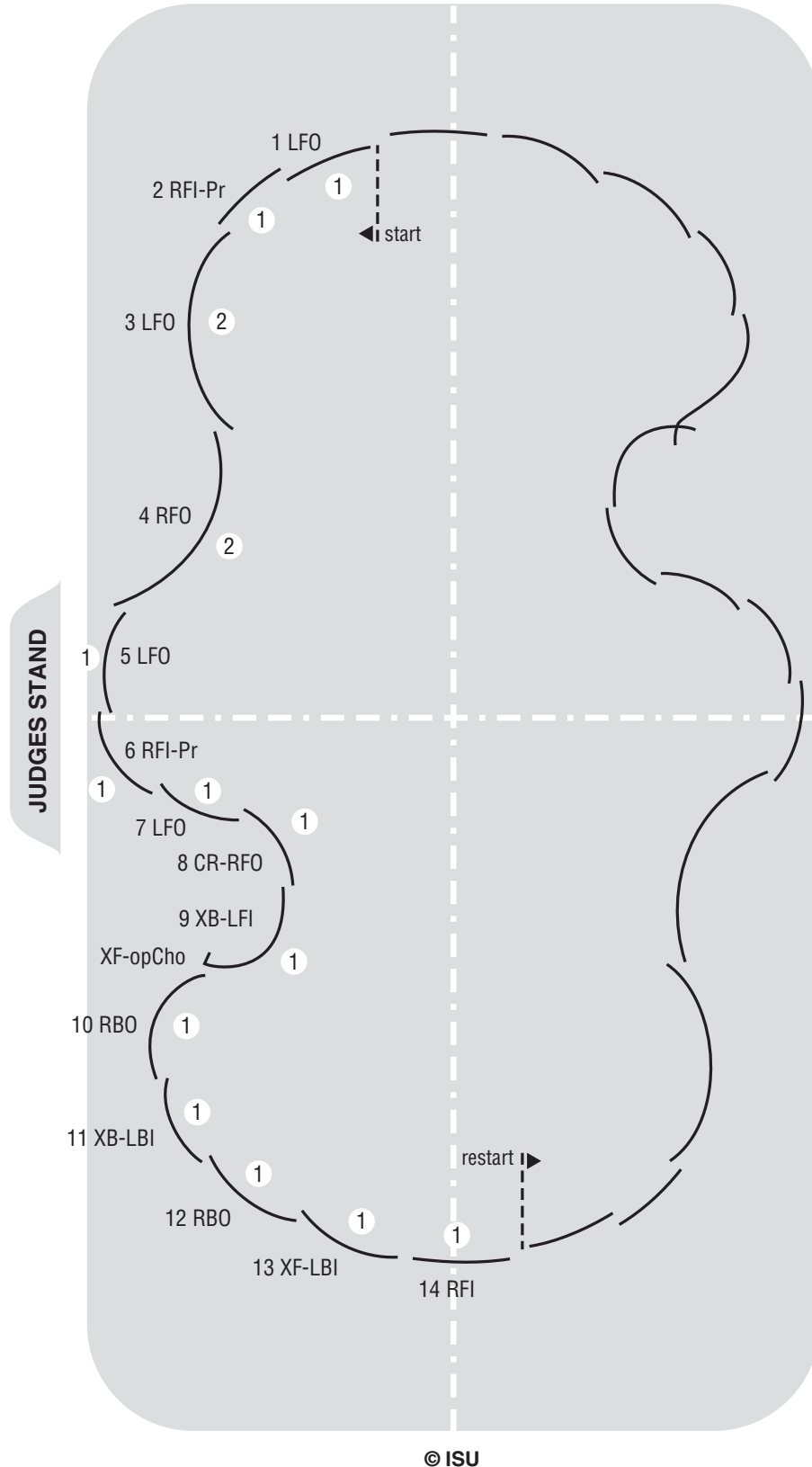
INVENTOR: Karl Schreiter

FIRST PERFORMED: Engelmann Ice Rink, Vienna, Austria, 1909

**KILIAN — STEP CHART**

<b>Hold</b>	<b>Step No.</b>	<b>Step (same for both)</b>	<b>Number of beats of music</b>
Kilian	1	LFO	1
	2	RFI-Pr	1
	3	LFO	2
	4	RFO	2
	5	LFO	1
	6	RFI-Pr	1
	7	LFO	1
	8	CR-RFO	1
	9	XB-LFI XF-OpCho	1
	10	RBO	1
	11	XB-LBI	1
	12	RBO	1
	13	XF-LBI	1
	14	RFI	1

**KILIAN — OPTIONAL PATTERN DANCE**



## BLUES

MUSIC RHYTHM: Blues 4/4  
TEMPO: 22 four-beat measures per minute; 88 beats per minute

ISU MUSIC  
INTRODUCTION: 32 beats, 21.8 seconds

PATTERN-TIMING: 1 = :25; 2 = :49; 3 = 1:14; 4 = 1:38

DURATION: Test 3 = 1:14  
Solo after partnering 2 = :49  
Competition 3 = 1:14  
Adult Competition 3 = 1:14

SKATER'S  
CHOICE TIMING: See Skater's Choice Pattern Dance Timing Chart on the Members Only site

PATTERN: Optional

TEST: Pre-gold

The Blues should be skated with strong edges and deep knee action to achieve the desired expression. The lead partner begins the dance with a forward cross roll, the follow partner with a back cross roll moving from partial outside to closed hold. The follow partner crosses in front on Step 2 while the lead partner skates a progressive.

The lead partner's cross rolled three-turn on Step 4 should be skated toward the side barrier. During this turn, the follow partner skates a cross roll and a cross step — the first behind and the second in front. Step 4 commences in outside hold and finishes in open hold. Step 5 is a strong four-beat backward outside edge for both partners with the free leg extended in front and brought back to the skating foot just before they step forward for Step 6. It should be noted that this step commences on the third beat of the measure. Step 7 is a deep cross roll on which the free leg swings forward then returns beside the skating foot for the next step. Steps 8 to 11 form a double progressive sequence with an unusual timing: the first and the last steps are two beats each, the others are one beat in duration — the "promenade" section. Knee action and an extended free leg are used to accentuate the timing on Step 8.

Steps 12 and 13 form a closed choctaw, and both edges should have the same curvature. The free leg should be held back and brought to the heel of the skating foot just in time for the turn. The choctaw is turned neatly with the new skating foot taking the ice directly under the center of gravity. Step 14 is a backward cross roll for both partners. The pattern may retrogress at Step 15. Steps 15 to 17 form one lobe with three steps for the follow partner and four for the lead partner. During the follow partner's three-turn, the lead partner skates a chassé, and the partners move into closed hold for the last step of the dance. The pattern may retrogress here.

INVENTORS: Robert Dench and Lesley Turner

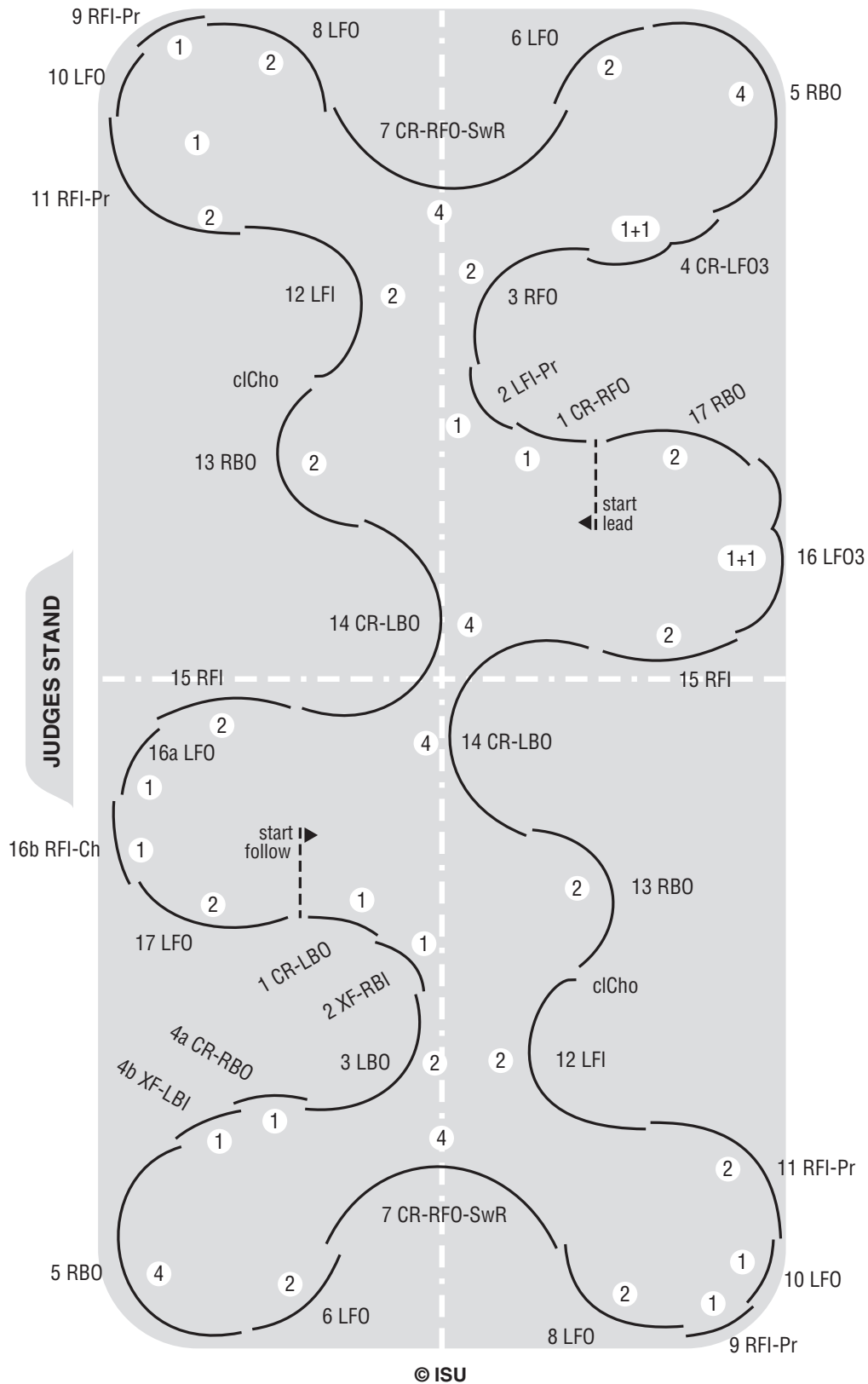
FIRST PERFORMED: Streatham Ice Rink, London, England, 1934



**BLUES — STEP CHART**

<b>Hold</b>	<b>Step No.</b>	<b>Lead Step</b>	<b>Number of beats of music</b>			<b>Follow Step</b>
Partial Outside	1	CR-RFO		1		CR-LBO
Closed	2	LFI-Pr		1		XF-RBI
	3	RFO		2		LBO
Outside	4a	CR-LFO3	1+1		1	CR-RBO
Open	4b				1	XF-LBI
	5	RBO		4		RBO
	6	LFO		2		LFO
	7	CR-RFO-SwR		4		CR-RFO-SwR
	8	LFO		2		LFO
	9	RFI-Pr		1		RFI-Pr
	10	LFO		1		LFO
	11	RFI-Pr		2		RFI-Pr
	12	LFI ClCho		2		LFI ClCho
	13	RBO		2		RBO
	14	CR-LBO		4		CR-LBO
	15	RFI		2		RFI
	16a	LFO	1		1+1	LFO3
Closed	16b	RFI-Ch	1			
	17	LFO		2		RBO

**BLUES — OPTIONAL PATTERN DANCE**



## PASO DOBLE

MUSIC RHYTHM: Paso Doble 2/4  
TEMPO: 56 two-beat measures per minute; 112 beats per minute

ISU MUSIC  
INTRODUCTION: 32 beats, 17.1 seconds

PATTERN-TIMING: 1 = :17; 2 = :34; 3 = :51; 4 = 1:09

DURATION: Test 2 = :34  
Solo after partnering 2 = :34  
Competition 3 = :51  
Adult Competition 2 = :34

SKATER'S  
CHOICE TIMING: See Skater's Choice Pattern Dance Timing Chart on the Members Only site

PATTERN: Optional

TEST: Pre-gold

The Paso Doble is a dramatic and powerful Spanish dance requiring good body control and precise footwork. It can be expressed in terms of its origins from the music of bull fighting or in Flamenco style.

Steps 1 to 15 are skated in outside hold with the follow partner to the lead partner's right. The dance starts with a progressive sequence followed by two chassé sequences. Steps 8 and 9 are most unusual slip steps (sometimes called "slide steps") for both the follow partner (skating backward) and the lead partner (skating forward). They are skated on the flat with both blades on the ice and with the free foot sliding closely past the skating foot to full extension. There are two optional ways to perform these steps: one option is to skate with the knee(s) of the weight bearing leg(s) bent as they slide across the ice, and the other option is to skate with the knee(s) of both of the weight bearing legs straight.

On Step 10, the free foot must be lifted distinctly from the ice. The following change of edge on Step 11 should be boldly skated to produce a pronounced outward bulge of the pattern. The lead partner crosses in front on Step 12, then skates a progressive sequence leading into a cross behind open mohawk. The follow partner skates a series of cross steps to coordinate with the lead partner. After the lead partner's mohawk, the partners assume closed hold.

Step 17 is the first two-beat edge of the dance. The lead partner extends their free leg in front, and the follow partner extends their free leg behind. The lead partner then skates a backward edge, a front cross step, then a two-beat back edge before stepping forward into open hold for chassé and progressive sequences. Meanwhile, the follow partner skates a cross behind chassé followed by two chassés and a progressive sequence. The first of the follow partner's two chassés is skated while the lead partner pauses two beats on Step 20. Steps 21 to 24 are performed together. Care must be taken to ensure that the partners remain in closed hold to the end of Step 20.

Probably the most difficult portion of the dance is the cross rolling movement on Steps 26 to 28. The deeper these outside edges are the better, which necessitates very supple knee action owing to the fast tempo of the dance. On the last cross roll the free legs are swung to the front, and both partners remain on the right forward outside edge. Then, only as they bring their free legs back to the heel (for the lead partner to prepare to push, and the follow partner to execute a quick open swing mohawk on the "and" between counts four and one), they change to a very short RFI edge. This places the follow partner in outside hold again for the restart of the dance.

The overall pattern of the Paso Doble is approximately elliptical, distorted here and there by outward bulges. The opening progressive is on a curve, but the next few steps are rather straight. The change of edge produces an outward bulge followed by Steps 12 to 25 that form a curve. The cross rolls cause a deviation in the pattern, and there is a final bulge before the restart of the dance.

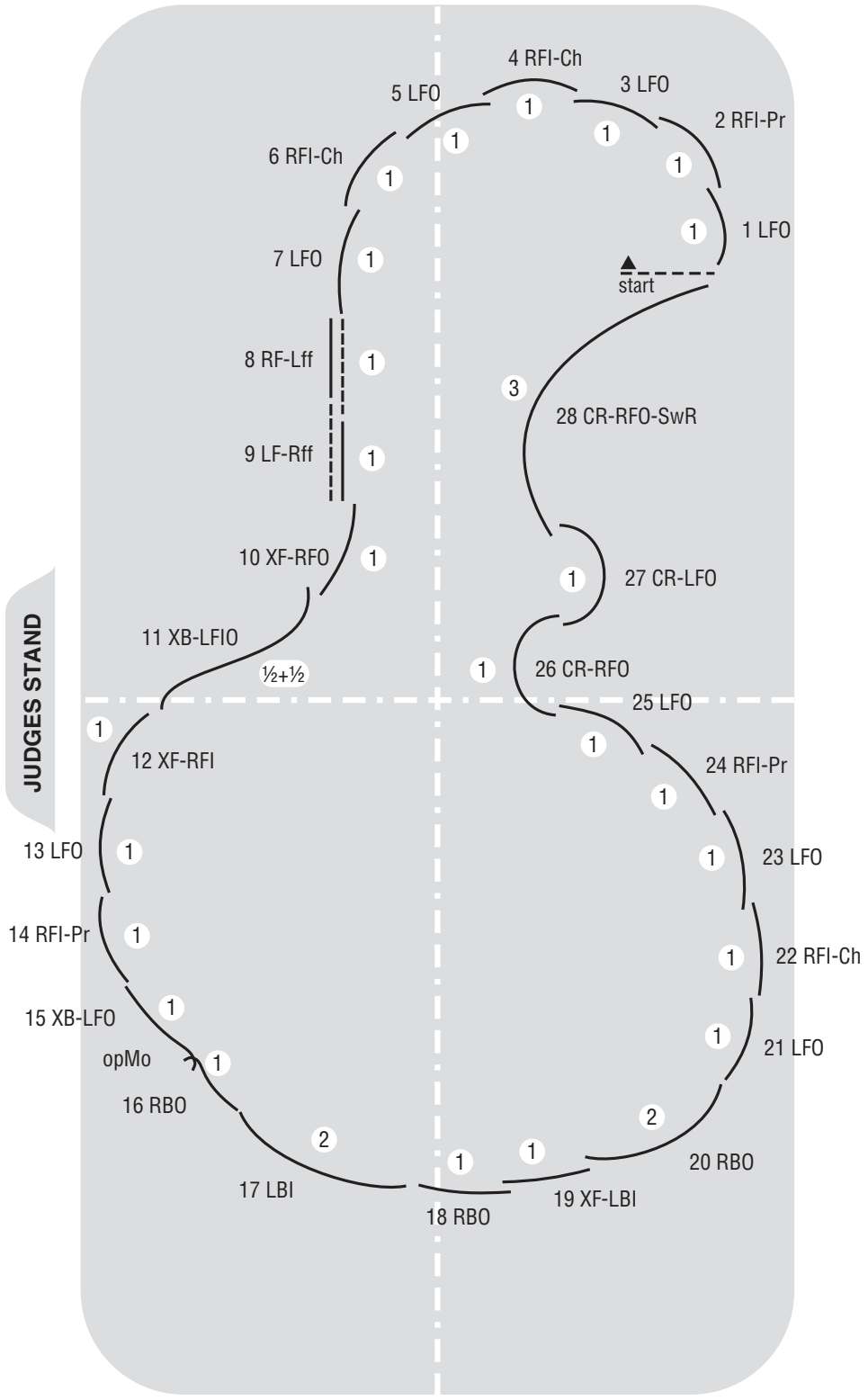
INVENTORS: Reginald J. Wilkie and Daphne B. Wallis

FIRST PERFORMED: Westminster Ice Rink, London, England, 1938

PASO DOBLE — STEP CHART

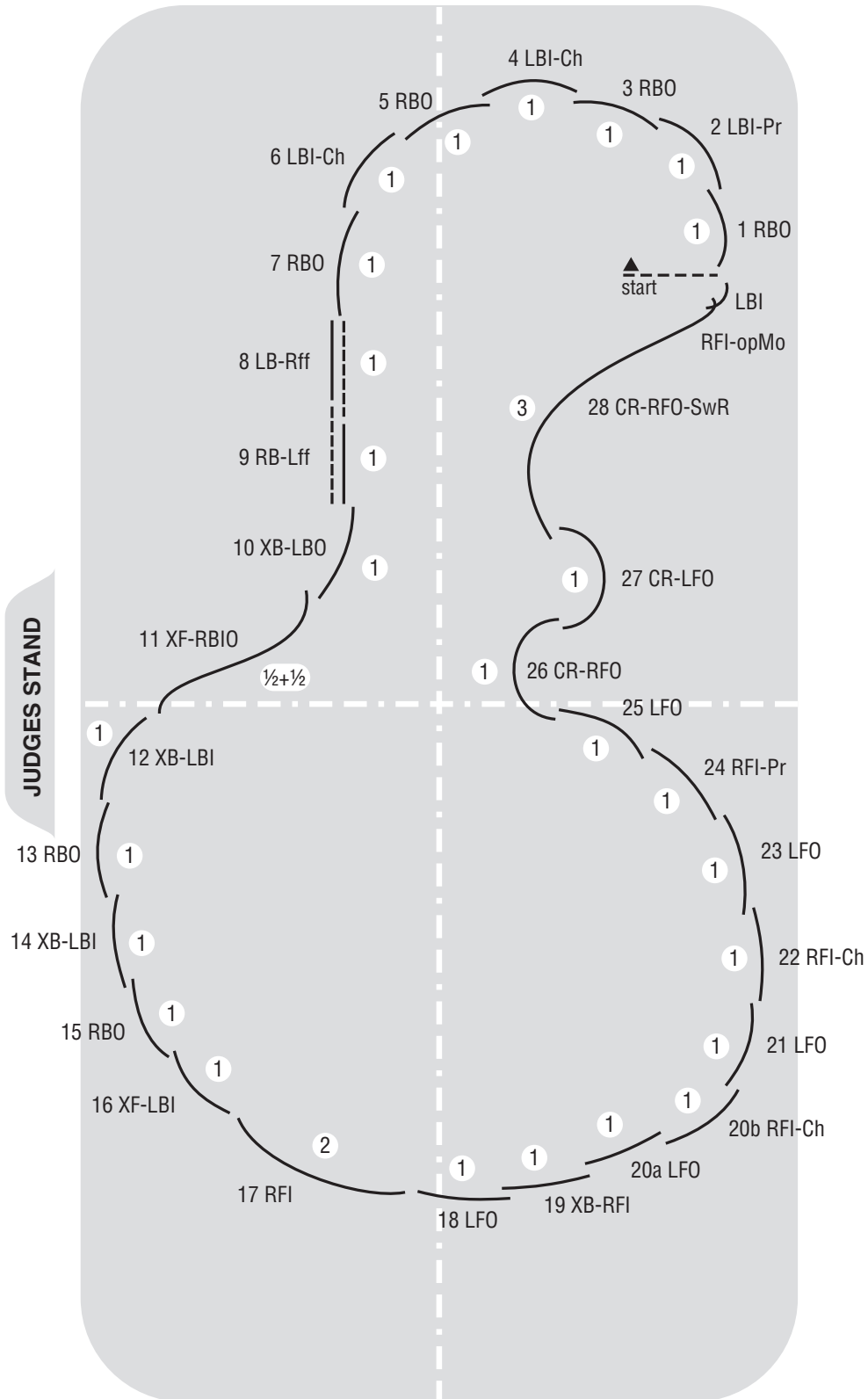
Hold	Step No.	Lead Step	Number of beats of music			Follow Step
Outside	1	LFO		1		RBO
	2	RFI-Pr		1		LBI-Pr
	3	LFO		1		RBO
	4	RFI-Ch		1		LBI-Ch
	5	LFO		1		RBO
	6	RFI-Ch		1		LBI-Ch
	7	LFO		1		RBO
	8	RF-Lff Slip Step		1		LB-Rff Slip Step
	9	LF-Rff Slip Step		1		RB-Lff Slip Step
	10	XF-RFO		1		XB-LBO
	11	XB-LFIO		½+½		XF-RBIO
	12	XF-RFI		1		XB-LBI
	13	LFO		1		RBO
	14	RFI-Pr		1		XB-LBI
	15	XB-LFO OpMo		1		RBO
Closed	16	RBO		1		XF-LBI
	17	LBI		2		RFI
Outside	18	RBO		1		LFO
	19	XF-LBI		1		XB-RFI
Changing	20a	RBO	2		1	LFO
	20b				1	RFI-Ch
Open	21	LFO		1		LFO
	22	RFI-Ch		1		RFI-Ch
	23	LFO		1		LFO
	24	RFI-Pr		1		RFI-Pr
	25	LFO		1		LFO
	26	CR-RFO		1		CR-RFO
	27	CR-LFO		1		CR-LFO
	28	CR-RFO-SwR	3		3 “and”	CR-RFO-SwR RFI OpMo to LBI (between counts 4 & 1)

**PASO DOBLE-LEAD — OPTIONAL PATTERN DANCE**



© ISU

**PASO DOBLE-FOLLOW — OPTIONAL PATTERN DANCE**



© ISU

## STARLIGHT WALTZ

MUSIC RHYTHM: Waltz 3/4  
TEMPO: 58 three-beat measures per minute; 174 beats per minute

ISU MUSIC  
INTRODUCTION: 48 beats, 16.6 seconds

PATTERN-TIMING: 1 = :35; 2 = 1:10; 3 = 1:45

DURATION: Test 2 = 1:10  
Solo after partnering 2 = 1:10  
Competition 2 = 1:10  
Adult Competition 2 = 1:10

SKATER'S  
CHOICE TIMING: See Skater's Choice Pattern Dance Timing Chart on the Members Only site

PATTERN: Set

TEST: Pre-gold

The character and rhythm of this dance are similar to that of the Viennese Waltz.

The dance starts in closed hold with three chassé sequences for both partners. The third step of each chassé sequence must finish on a strong outside edge. After the third chassé, both partners skate a six-beat change of edge on Step 9. The movement of the free leg during the second three beats of Step 9 may be interpreted as the skaters desire. Both partners skate a six-beat swing roll on Step 10. Continuing in closed hold during Steps 11 to 15, the lead partner skates three three-turns while the follow partner skates two. During this sequence, freedom of movement and interpretation is left to the discretion of the partners, except that they must remain in closed hold. Care should be taken that these three-turns are not whipped. After the lead partner's final three-turn on Step 15, the lead partner skates a back progressive while the follow partner prepares for the outside closed mohawk (Steps 16a and 16b). Both partners hold Step 17 for six beats, accenting count four with a lift of the free leg.

Step 18 is skated in open hold. The lead partner holds Step 19 for three beats while the follow partner skates an open mohawk. The partners then resume closed hold for the swing roll on Step 20. The follow partner then turns into open hold, and, while the lead partner does a chassé, the follow partner skates another open mohawk. The partners resume closed hold for another swing roll on Step 23. The "chassé/ mohawk" sequence is reversed once more during Steps 24 and 25. During the above three mohawks the follow partner may place the heel of their free foot to the inside or at the heel of the skating foot before the turn.

During Step 26, the lead partner releases the left hand and places it across the lead partner's back. The follow partner then clasps the lead partner's left hand with their right hand. The lead partner releases their right hand so that, on Step 28, the lead partner can turn the three behind the follow partner. During Steps 26 to 28, the lead partner may bring their right arm forward or place it by their side.

Steps 27, 28 and 31 are commenced by the lead partner as cross rolls and Steps 27 and 31 as cross rolls by the follow partner. Step 29b for the follow partner is a cross behind chassé after which they must be careful to step beside, not step ahead. On completion of Step 29, the partners assume Kilian hold that is retained until Step 32. On Step 32 the lead partner skates a slide chassé while the follow partner turns a swing three-turn, with a backward lift of the free leg in time with the music, into closed hold to restart the dance.

INVENTORS: Courtney J.L. Jones and Peri V. Horne

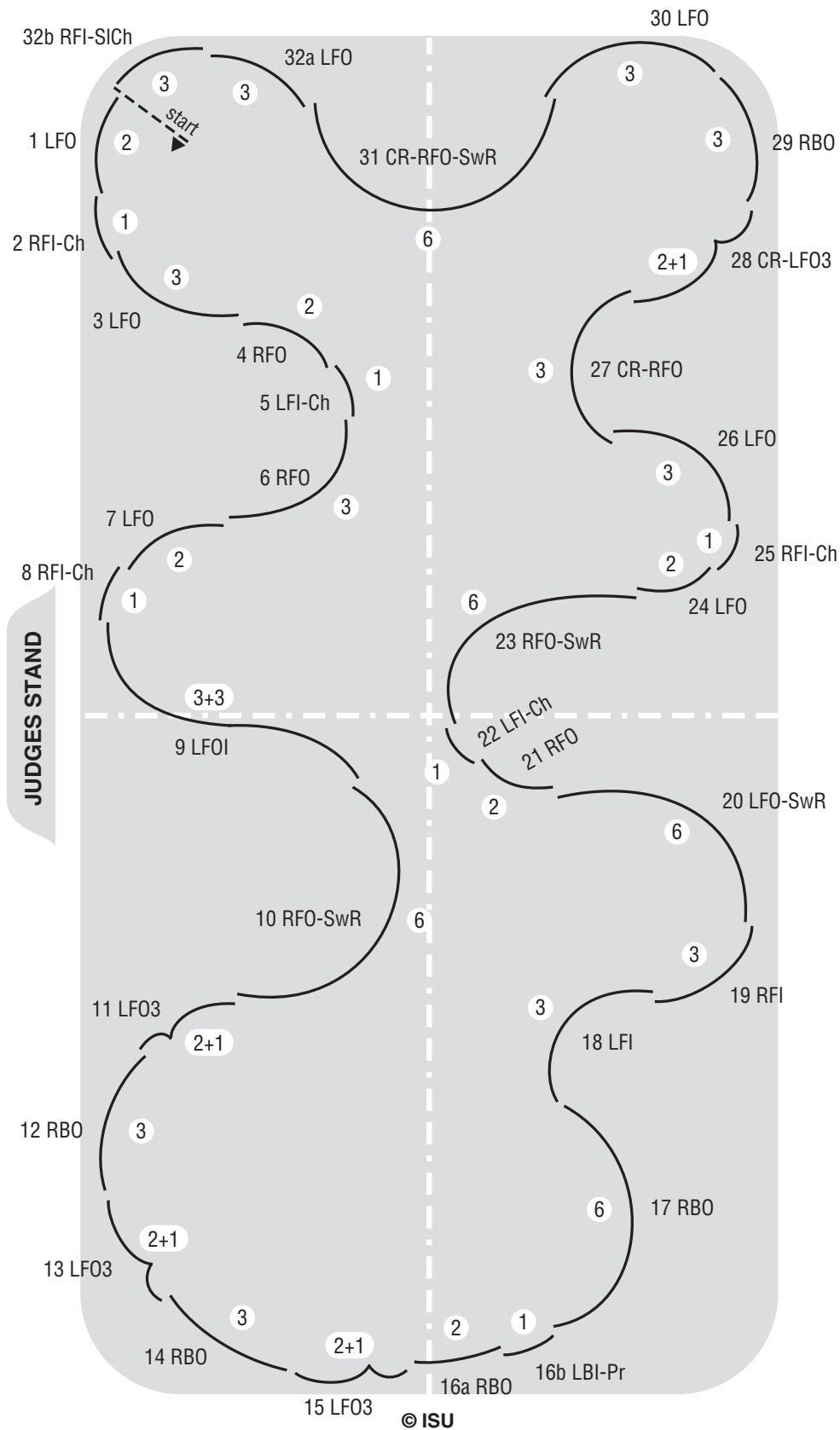
FIRST PERFORMED: Queens Ice Rink, London, England, 1963

**STARLIGHT WALTZ — STEP CHART**

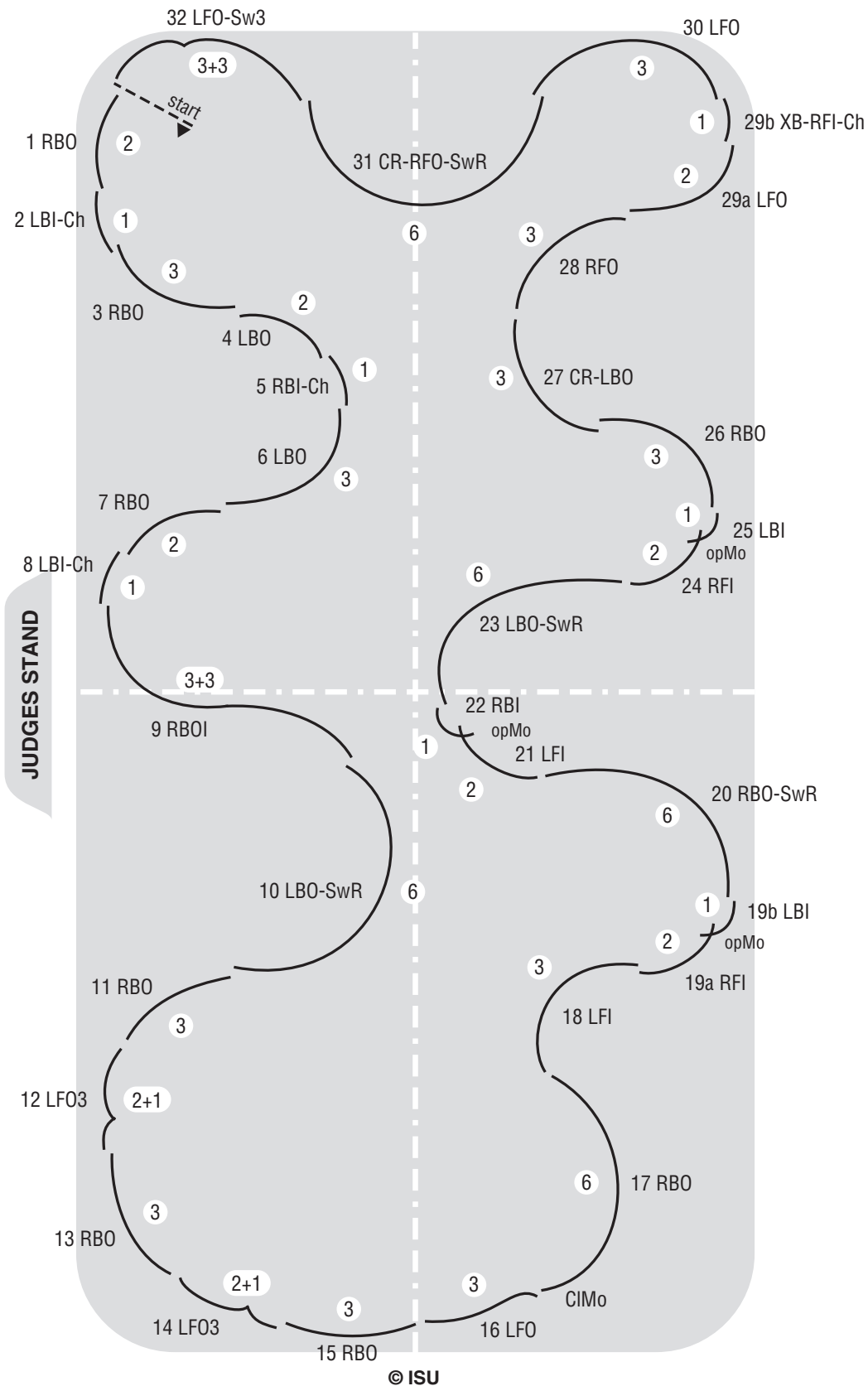
<b>Hold</b>	<b>Step No.</b>	<b>Lead Step</b>	<b>Number of beats of music</b>			<b>Follow Step</b>
Closed	1	LFO		2		RBO
	2	RFI-Ch		1		LBI-Ch
	3	LFO		3		RBO
	4	RFO		2		LBO
	5	LFI-Ch		1		RBI-Ch
	6	RFO		3		LBO
	7	LFO		2		RBO
	8	RFI-Ch		1		LBI-Ch
	9	LFOI		3+3		RBOI
	10	RFO-SwR		6		LBO-SwR
	11	LFO3	2+1		3	RBO
	12	RBO	3		2+1	LFO3
	13	LFO3	2+1		3	RBO
	14	RBO	3		2+1	LFO3
	15	LFO3	2+1		3	RBO
	16a	RBO	2		3	LFO CIMo
16b	LBI-Pr	1				
Open	17	RBO		6		RBO
	18	LFI		3		LFI
	19a	RFI	3		2	RFI OpMo
19b				1	LBI	
Closed	20	LFO-SwR		6		RBO-SwR
	21	RFO		2		LFI OpMo
	22	LFI-Ch		1		RBI
	23	RFO-SwR		6		LBO-SwR
	24	LFO		2		RFI OpMo
	25	RFI-Ch		1		LBI
	Changing (see text)	26	LFO		3	
27		CR-RFO		3		CR-LBO
28		CR-LFO3	2+1		3	RFO
29a		RBO	3		2	LFO
29b					1	Xb-RFI-Ch
Kilian	30	LFO		3		LFO
	31	CR-RFO-SwR		6		CR-RFO-SwR
	32a	LFO	3		3+3	LFOSw3
Closed	32b	RFI-SICh	3			



**STARLIGHT WALTZ-LEAD — SET PATTERN DANCE**



# STARLIGHT WALTZ-FOLLOW — SET PATTERN DANCE



## VIENNESE WALTZ

MUSIC RHYTHM: Waltz 3/4  
TEMPO: 52 three-beat measures per minute; 156 beats per minute

ISU MUSIC  
INTRODUCTION: 48 beats, 18.4 seconds

PATTERN-TIMING: 1 = :23; 2 = :46; 3 = 1:09; 4 = 1:32

DURATION: Test 2 = :46  
Solo after partnering 2 = :46  
Competition 3 = 1:09  
Adult Competition 2 = :46

SKATER'S  
CHOICE TIMING: See Skater's Choice Pattern Dance Timing Chart on the Members Only site

PATTERN: Optional

TEST: Gold

The Viennese Waltz is a light and lilting dance that must be skated with strongly curved edges. Soft knee action, neat footwork and elegant carriage are essential.

Steps 1 to 3 (also 16 to 18) form a progressive sequence. During these sequences the partners are not precisely opposite each other but slightly to one side in a partial outside hold skating an evenly round, continuous lobe. The timing of Steps 1 to 4 (and 16 to 19) is unusual for a waltz and, since it adds a pleasant and distinctive touch to the dance, must be closely followed. Steps 1 and 2 (also 16 and 17) are one-beat edges, followed by the three-beat edge Step 3 (also Step 18) and another one-beat cross roll Step 4 (also Step 19). Care should be taken to follow this timing that is a departure from the typical 1-2-3, 1-2-3 waltz rhythm pattern of the rest of the dance. Steps 4 and 19 start the new circle that curves toward the long barrier with an anticipated body weight change.

On Step 5 (also Step 20) a smoothly performed change of edge is taken with the free foot passing as closely as possible to the skating foot on deep, well-rounded, strong edges. During this change of edge, the partners change sides. After the changes of edge, Step 6 should continue the well-rounded lobe toward the side/long barrier rather than cutting prematurely toward the end/short barrier.

Care must be taken to direct Step 8 onto a true edge with the follow partner trailing the lead partner. There must be a definite change of body weight at the end of Step 8 for Step 9 to be accomplished without difficulty. The lead partner must skate ahead on Step 9 with the follow partner following and paralleling the lead partner's tracing. During Step 9 they are momentarily in open hold with the shoulders parallel to the tracing. Steps 9 and 10 form a closed choctaw for the lead partner, while Steps 10 and 11 form an open mohawk for the follow partner that must be performed with the correct timing (2 + 1) and correct edges. On Step 12, the follow partner places the left foot to the side and slightly behind the right foot that is held forward afterward.

On Step 13, the partners change from closed to outside hold for a proper take off for Step 14. Step 14 (also Step 23) is a cross roll. Step 24 should be skated in closed hold with strong edges, a rising knee action and free leg swing to emphasize the character of the dance.

INVENTORS: Eric van der Weyden and Eva Keats

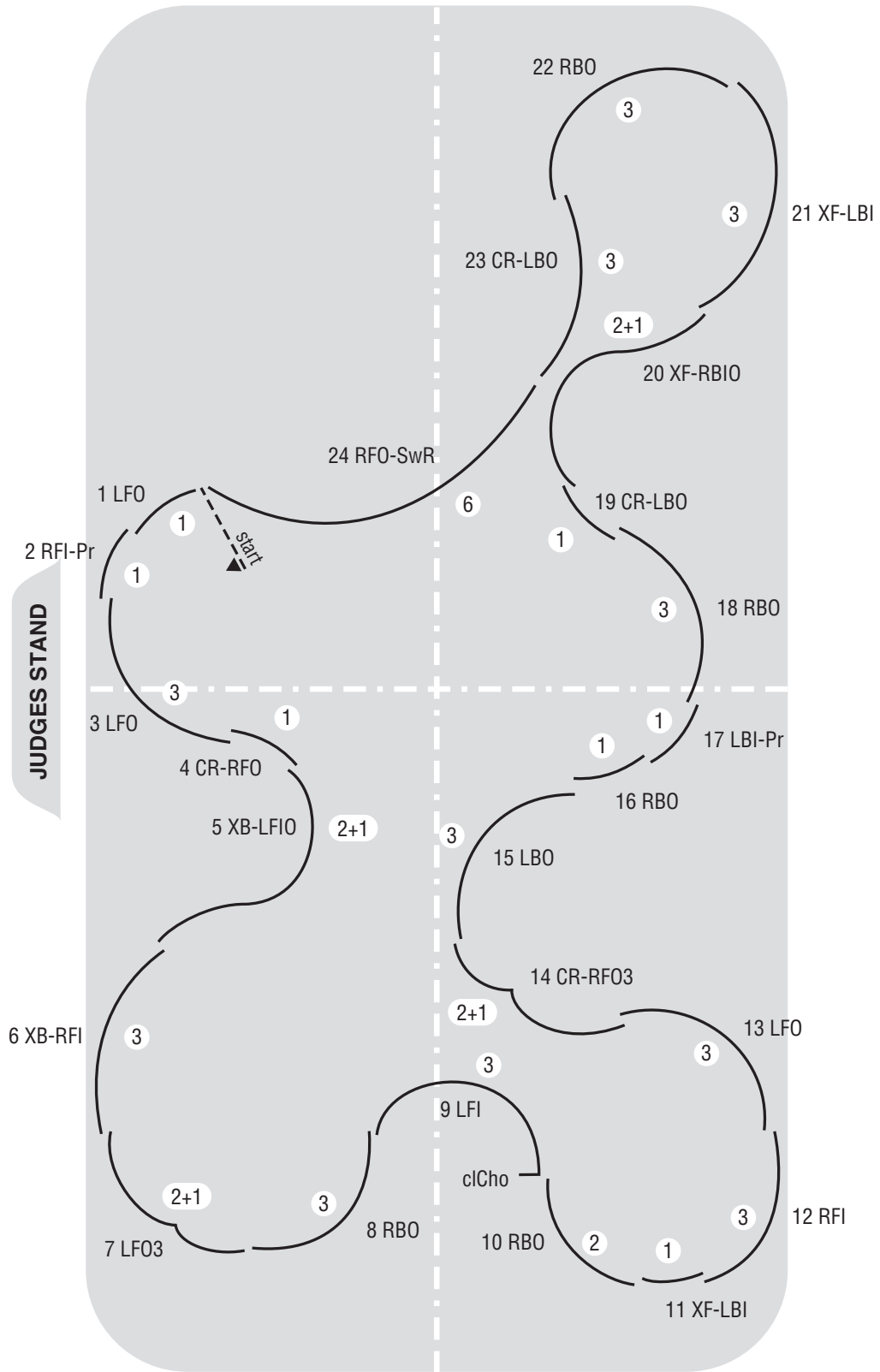
FIRST PERFORMED: Streatham Ice Rink, London, England, 1934

**VIENNESE WALTZ — STEP CHART**

Hold	Step No.	Lead Step	Number of beats of music			Follow Step
Closed*	1	LFO		1		RBO
	2	RFI-Pr		1		LBI-Pr
	3	LFO		3		RBO
	4	CR-RFO		1		CR-LBO
	5	XB-LFIO		2+1		XF-RBIO
	6	XB-RFI		3		XF-LBI
	7	LFO3	2+1		3	RBO
Closed	8	RBO		3		LFO
Open	9	LFI ClCho		3		RFO
	10	RBO		2		LFO OpMo
Closed	11	XF-LBI		1		RBO
	12	RFI		3		LBI
	13	LFO		3		RBO
Outside	14	CR-RFO3	2+1		3	CR-LBO
Closed	15	LBO		3		RFO
Closed*	16	RBO		1		LFO
	17	LBI-Pr		1		RFI-Pr
	18	RBO		3		LFO
	19	CR-LBO		1		CR-RFO
	20	XF-RBIO		2+1		XB-LFIO
	21	XF-LBI		3		XB-RFI
	22	RBO		3		LFO
	23	CR-LBO	3		2+1	CR-RFO3
Closed	24	RFO-SwR		6		LBO-SwR

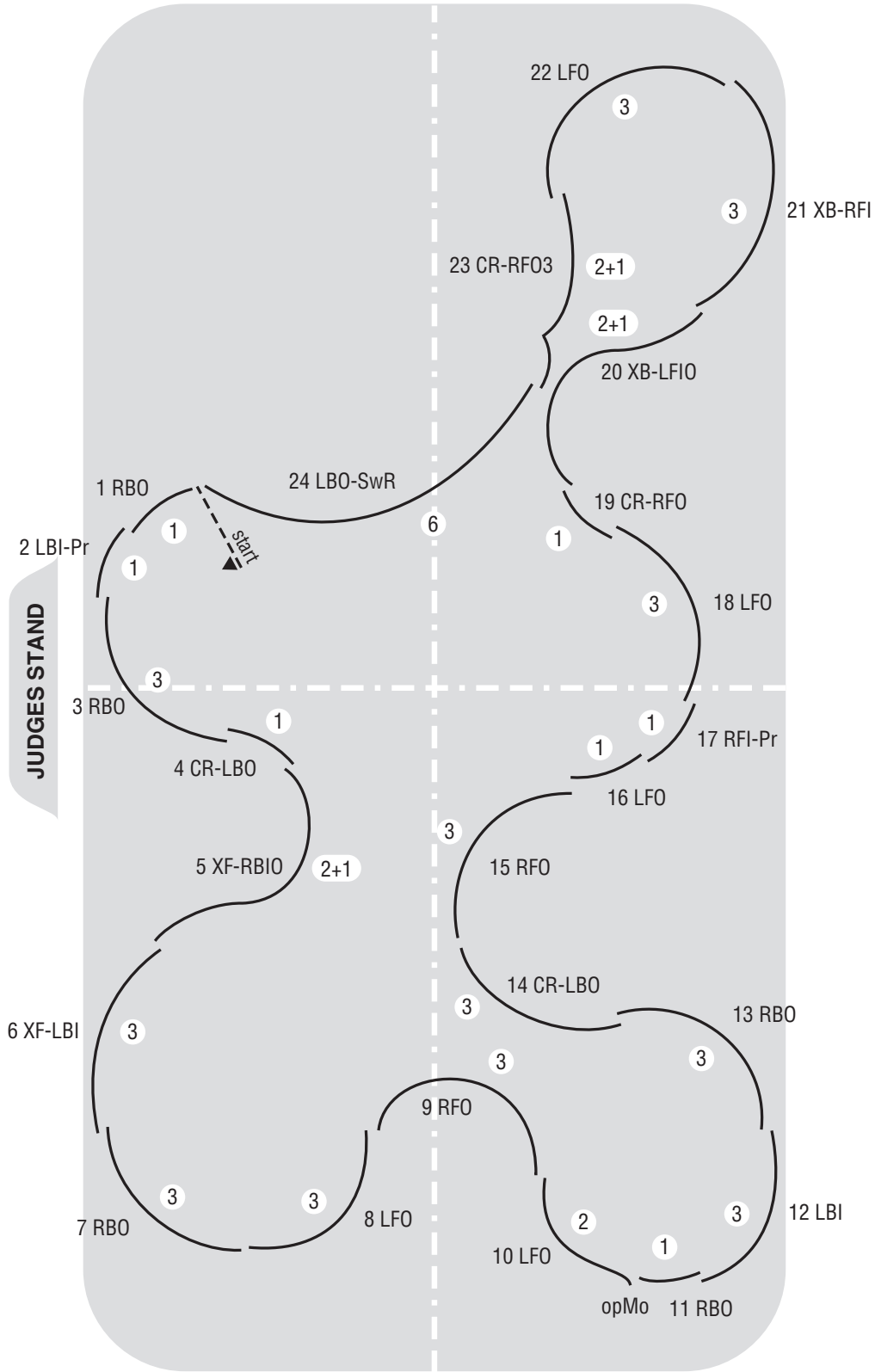
\*Partners slightly to one side — in partial outside

**VIENNESE WALTZ-LEAD — OPTIONAL PATTERN DANCE**



© ISU

**VIENNESE WALTZ-FOLLOW — OPTIONAL PATTERN DANCE**



© ISU

## WESTMINSTER WALTZ

MUSIC RHYTHM: Waltz 3/4  
TEMPO: 54 three-beat measures per minute; 162 beats per minute

ISU MUSIC  
INTRODUCTION: 48 beats, 17.8 seconds

PATTERN-TIMING: 1 = :29; 2 = :58; 3 = 1:27; 4 = 1:56

DURATION: Test 2 = :58  
Solo after partnering 2 = :58  
Competition 2 = :58  
Adult Competition 2 = :58

SKATER'S  
CHOICE TIMING: See Skater's Choice Pattern Dance Timing Chart on the Members Only site

PATTERN: Optional

TEST: Gold

The Westminster Waltz is characterized by stately carriage and elegance of line. It should be skated with strong edges and a softly flowing knee action. An upright stance without breaking at the waist is essential to its stately character.

The dance is commenced in Kilian hold that changes to Reversed Kilian hold between Steps 5 and 6. Steps 1 to 3 form a progressive sequence. Step 3, however, changes to an inside edge after two beats so that Step 4 may be directed with a lilt and quick body weight change toward the center. Steps 5 and 6 form an inside open mohawk. At the start, the lead partner is on the follow partner's left but, during the turn, both rotate individually, thus the lead partner exits from the mohawk on the follow partner's right. Step 7 should be highlighted by strong edges and good carriage. Step 8 should aim toward the side of the ice surface, and Step 9 should continue around the lobe.

On Step 10, which starts as a cross roll for both partners, the follow partner turns their three in front of the lead partner. After the turn, the partners join in closed hold, then almost immediately change to open hold for Steps 11 and 12, which are cross behind chassés skated on a curve. Step 13 for the follow partner is an inside forward swing rocker where the swing is held for six beats before the turn on count one of the second measure. Step 13 for the lead partner is an outside forward swing counter with the same timing. At the moment of turning, the partners must be in hip-to-hip position. Step 14 must be taken from the side of the preceding foot.

On Step 15 the lead partner follows the follow partner's tracing as the follow partner turns an inside three on count four. Steps 16 to 20 are skated in closed hold. Step 16 is a cross roll for both partners. Step 17 has a very moderate progressive movement, and afterward both partners step wide for the start of Step 18. Step 20 begins as a cross roll for both partners.

On count three of Step 21, the follow partner turns a three aiming for the lead partner's left shoulder. On count four, the follow partner steps onto a left backward outside edge and extends their right hand across to their partner's right hand to assume Reversed Kilian hold. On Step 22, the lead partner assists the follow partner in shifting across in front of him into Kilian hold in preparation for the restart of the dance. Care must be taken in swinging the free legs on Step 22 during the RFO so as not to interfere with the transition of hold. A one-beat change of edge onto a RFI is skated at the end of Step 22 to assist in changing the lean for the restart of the dance.

INVENTORS: Eric van der Weyden and Eva Keats

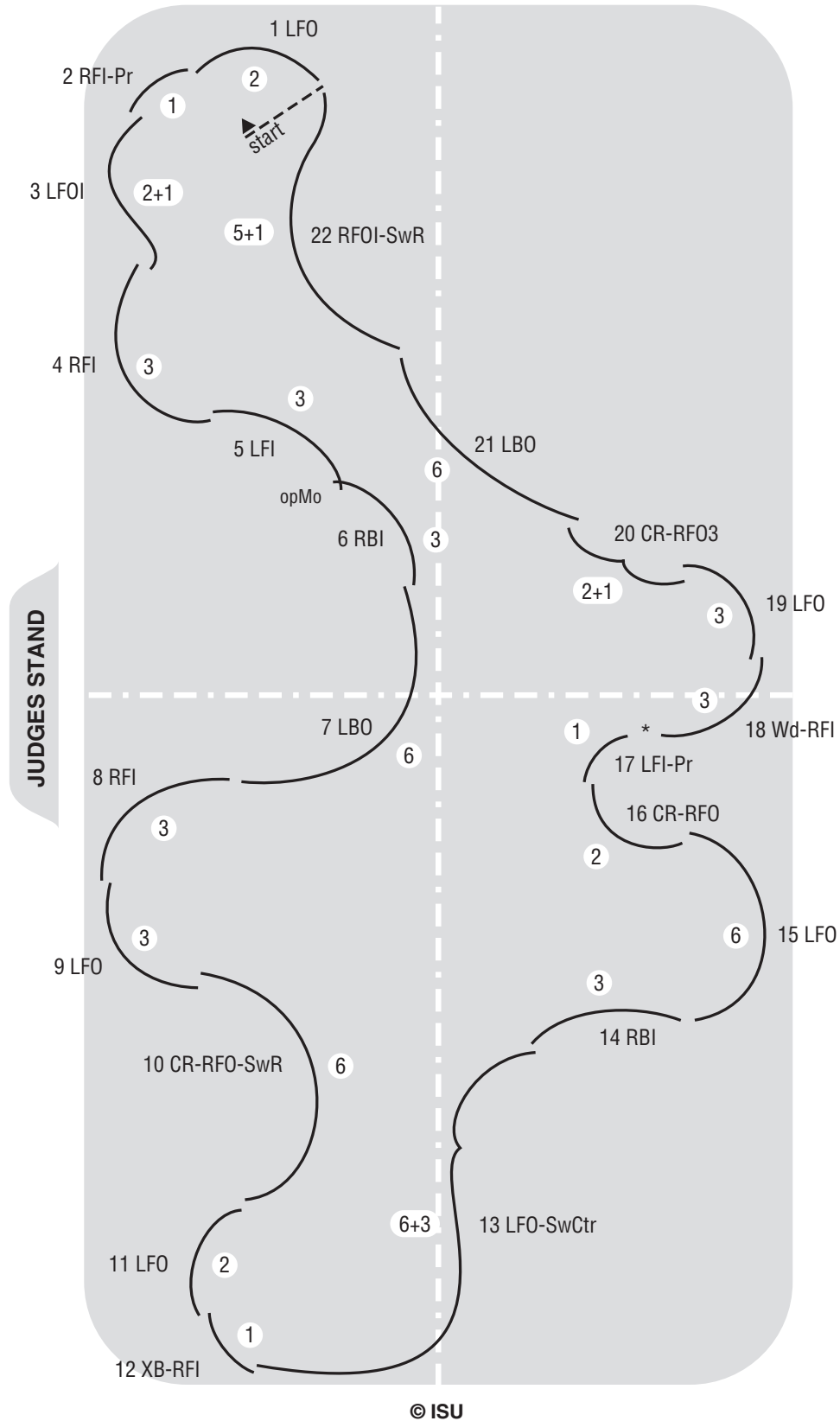
FIRST PERFORMED: Westminster Ice Rink, London, England, 1938

**WESTMINSTER WALTZ — STEP CHART**

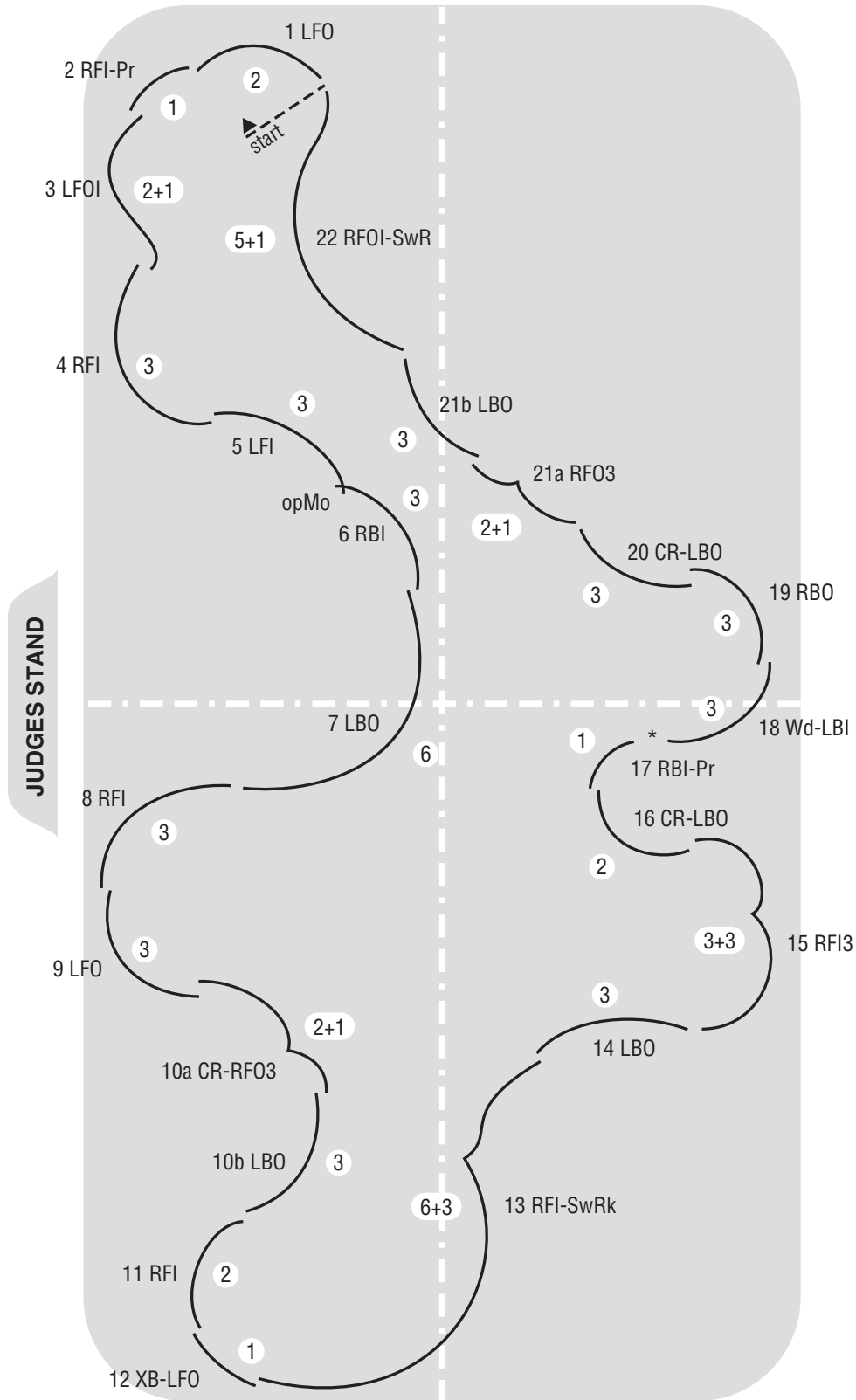
<b>Hold</b>	<b>Step No.</b>	<b>Lead Step</b>	<b>Number of beats of music</b>			<b>Follow Step</b>
Kilian	1	LFO		2		LFO
	2	RFI-Pr		1		RFI-Pr
	3	LFOI		2+1		LFOI
	4	RFI		3		RFI
	5	LFI OpMo		3		LFI OpMo
Reversed Kilian	6	RBI		3		RBI
	7	LBO		6		LBO
	8	RFI		3		RFI
	9	LFO		3		LFO
	10a	CR-RFO- SwR	6		2+1	CR-RFO3
10b				3	LBO	
Open	11	LFO		2		RFI
	12	XB-RFI		1		XB-LFO
	13	LFO-SwCtr		6+3		RFI-SwRk
	14	RBI		3		LBO
	15	LFO	6		3+3	RFI3
Closed	16	CR-RFO		2		CR-LBO
	17	LFI-Pr		1		RBI-Pr
	18	Wd-RFI		3		Wd-LBI
	19	LFO		3		RBO
	20	CR-RFO3	2+1		3	CR-LBO
Reversed Kilian	21a	LBO	6		2+1	RFO3
	21b				3	LBO
Change Sides	22	RFOI-SwR		5+1		RFOI-SwR



**WESTMINSTER WALTZ-LEAD — OPTIONAL PATTERN DANCE**



**WESTMINSTER WALTZ-FOLLOW — OPTIONAL PATTERN DANCE**



© ISU

## QUICKSTEP

MUSIC RHYTHM: Quickstep 2/4  
TEMPO: 56 two-beat measures per minute; 112 beats per minute

ISU MUSIC  
INTRODUCTION: 32 beats, 17.1 seconds

PATTERN-TIMING: 1 = :15; 2 = :30; 3 = :45; 4 = 1:00

DURATION: Test 3 = :45  
Solo after partnering 2 = :30  
Competition 4 = 1:00  
Adult Competition 3 = :45

SKATER'S  
CHOICE TIMING: See Skater's Choice Pattern Dance Timing Chart on the Members Only site

PATTERN: Set

TEST: Gold

This dance is skated in Kilian hold throughout with both partners skating the same steps. To ensure a really good performance, it is essential that the couple remain hip to hip — that is with the lead partner's right hip against the follow partner's left. The Quickstep must be danced in keeping with the music that is fast and of bright character.

For true edges to be skated, it is essential that the dance be started approximately on the midline at the end of the ice surface. The sequence of steps requires approximately the length of the ice surface, and the direction of the edges shown in the diagram must be adhered to.

Steps 1 and 2 form a chassé sequence, while Steps 3 to 5 form a progressive sequence. Step 5 is a four-beat left forward outside edge forming the first part of a closed swing choctaw. The exit edge from the choctaw is held for three beats; the free foot first remains forward, then is drawn down beside the skating foot and swung smoothly outward and backward to assist the knee action to make the change of edge, although optional positions for the free leg are permitted. The change of edge should be distinct to define the shape of the lobe. The remaining steps should be skated with vitality, and the edges of Steps 7 to 9 should be as deep as possible. Step 7 is started crossed behind, while Step 9 is crossed in front.

Step 10 is held for four beats and is a deep outside edge started with a cross behind toward the side/long barrier. The transition from Step 10 to Step 11 can be made with ease if the right backward outside edge is well controlled. Steps 13 to 18 are skated lightly but distinctly, and care must be taken to maintain the curvature of the pattern. Steps 13 to 15 form a progressive sequence. Step 16 is a cross roll, Step 17 is a crossed behind inside to outside change of edge, and Step 18 is crossed in front. On Step 17, a definite change of edge is executed with the right foot held in front, ready for Step 18.

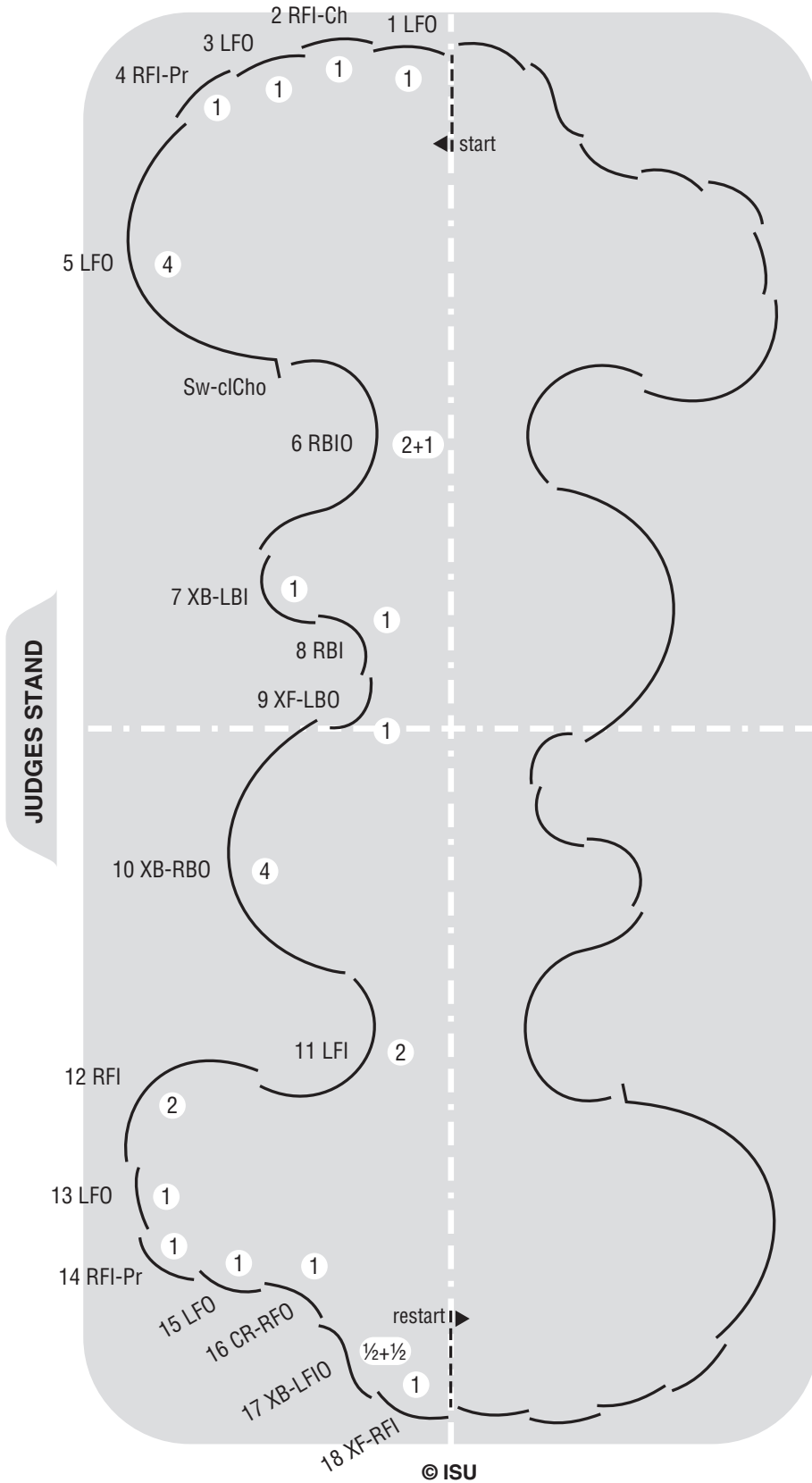
INVENTORS: Reginald J. Wilkie and Daphne B. Wallis

FIRST PERFORMED: Westminster Ice Rink, London, England, 1938

**QUICKSTEP — STEP CHART**

<b>Hold</b>	<b>Step No.</b>	<b>Step (same for both)</b>	<b>Number of beats of music</b>
Kilian	1	LFO	1
	2	RFI-Ch	1
	3	LFO	1
	4	RFI-Pr	1
	5	LFO	4
		Sw-CICho	
	6	RBIO	2+1
	7	XB-LBI	1
	8	RBI	1
	9	XF-LBO	1
	10	XB-RBO	4
	11	LFI	2
	12	RFI	2
	13	LFO	1
	14	RFI-Pr	1
	15	LFO	1
	16	CR-RFO	1
	17	XB-LFIO	1/2+1/2
18	XF-RFI	1	

**QUICKSTEP — SET PATTERN DANCE**



## ARGENTINE TANGO

MUSIC RHYTHM: Tango 4/4  
TEMPO: 24 two-beat measures per minute; 96 beats per minute

ISU MUSIC  
INTRODUCTION: 32 beats, 20.0 seconds

PATTERN-TIMING: 1 = :35; 2 = 1:10; 3 = 1:45; 4 = 2:20

DURATION: Test 2 = 1:10  
Solo after partnering 2 = 1:10  
Competition 2 = 1:10  
Adult Competition 2 = 1:10

SKATER'S  
CHOICE TIMING: See Skater's Choice Pattern Dance Timing Chart on the Members Only site

PATTERN: Set

TEST: Gold

The Argentine Tango should be skated with strong edges and considerable “élan.” Good flow and fast travel over the ice are essential and must be achieved without obvious effort or pushing.

The dance begins with partners in open hold for Steps 1 to 10. The initial progressive, chassé and progressive sequences of Steps 1 to 6 bring the partners on Step 7 to a bold LFO edge facing down the ice surface. On Step 8, both partners skate a right forward outside cross roll on count one held for one beat. On Step 9, the couple crosses behind on count two, with a change of edge on count three as their free legs are drawn past the skating legs and held for count four to be in position to start the next step, crossed behind for count one. On Step 10 the lead partner turns a counter while the follow partner executes another cross behind then change of edge. This results in the partners being in closed hold as the follow partner directs their edge behind the lead partner as the lead partner turns their counter.

Step 11 is strongly curved toward the side of the ice surface. At the end of this step the follow partner momentarily steps onto the RFI on the “and” between counts four and one before skating Step 12 that is first directed toward the side barrier. The lobe formed by Steps 13 to 15 starts with a cross roll toward the midline. The follow partner then turns a cross roll three (Step 13) toward the lead partner, then the lead partner skates a three-turn for Step 14. These steps are strong edges followed by Step 15 that is an outside edge that directs the lobe toward the side of the ice surface.

The lead partner skates a two-beat edge (Step 16) while the follow partner skates a chassé (Steps 16a and b), then the lead partner steps forward to place the couple in Kilian hold. Steps 17 to 19 form a progressive sequence that is followed by a swing cross roll (Step 20) across the end of the ice surface. Another progressive sequence leads to Step 23. This step is a left forward outside edge for both ending in a forward clockwise “twizzle-like motion” for the follow partner (“Tw1” — their body turns one full continuous rotation, the skating foot does not technically execute a full turn, followed by a step forward) and a swing open choctaw for the lead partner turned between count four and count one of the next measure. During the twizzle, the follow partner has their weight on the left foot but carries the right foot close beside it. While executing Steps 21 to 23, the follow partner must skate hip to hip with the lead partner, the follow partner's tracing following the lead partner's tracing. After this move is completed, the couple moves into closed hold.

On the next lobe, the follow partner skates a cross roll onto Step 25, but the lead partner does not. After the follow partner turns their three-turn aiming at the lead partner (the follow partner's Step 25), the lead partner steps forward (the lead partner's Step 26) into outside hold with the follow partner on the lead partner's right. Steps 27 to 31 are a series of five cross rolls directed down the ice surface. The first cross roll is held for two beats, while the next three cross rolls are one beat each. The partners should skate the cross rolls lightly on well-curved edges. The final step is a cross roll outside swing roll held for three beats, and at its conclusion the follow partner steps briefly onto a RFI between counts four and one, which enables the follow partner to restart the dance.

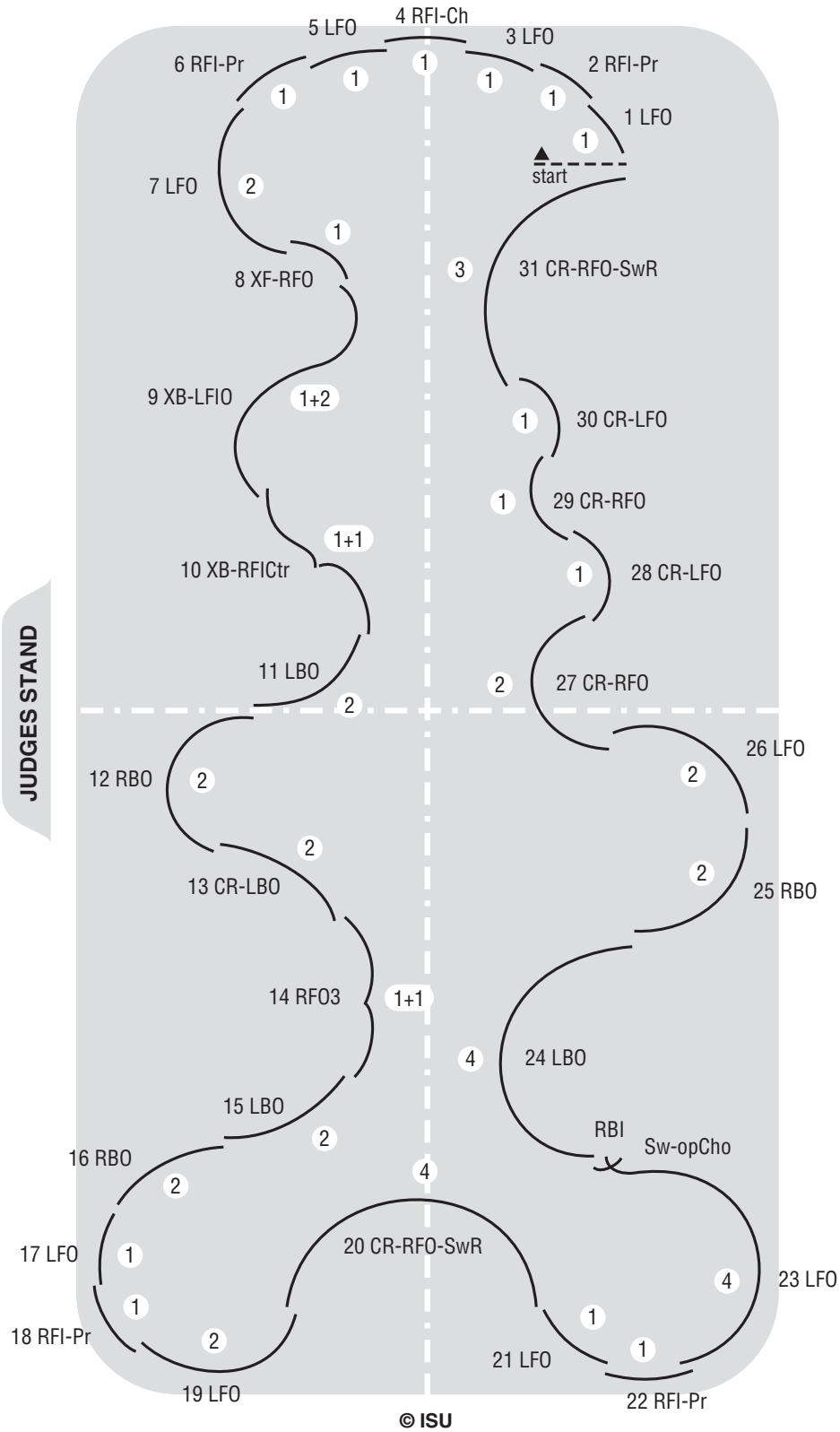
INVENTORS: Reginald J. Wilkie and Daphne B. Wallis

FIRST PERFORMED: Westminster Ice Rink, London, England, 1934

**ARGENTINE TANGO — STEP CHART**

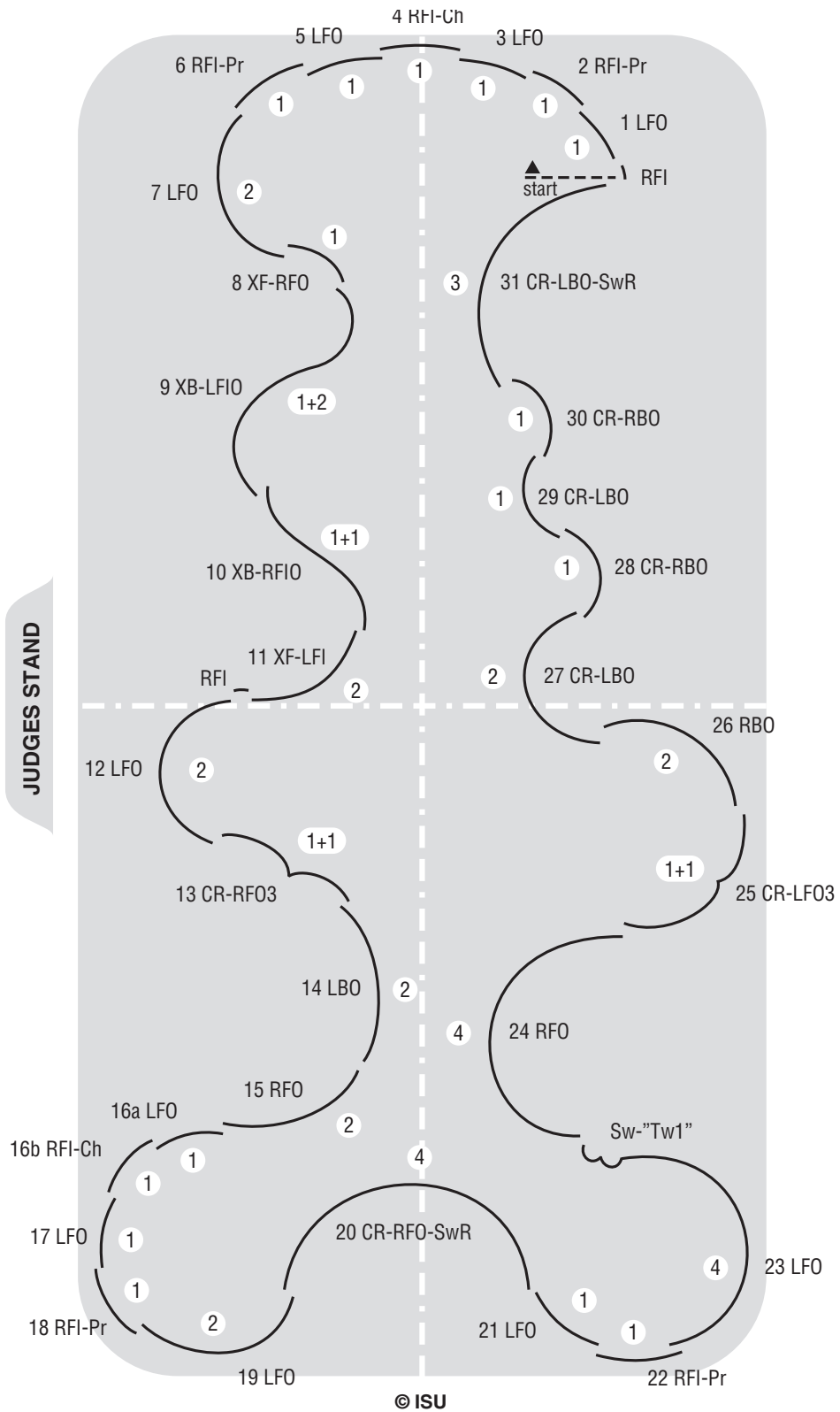
Hold	Step No.	Lead Step	Number of beats of music			Follow Step	
Open	1	LFO		1		LFO	
	2	RFI-Pr		1		RFI-Pr	
	3	LFO		1		LFO	
	4	RFI-Ch		1		RFI-Ch	
	5	LFO		1		LFO	
	6	RFI-Pr		1		RFI-Pr	
	7	LFO		2		LFO	
	8	<u>XF</u> -RFO		1		<u>XF</u> -RFO	
	9	<u>XB</u> -LFIO		1+2		<u>XB</u> -LFIO	
		10	<u>XB</u> -RFI Ctr	1+1		1+1	<u>XB</u> -RFIO
Closed	11	LBO	2		2 “and”	<u>XF</u> -LFI RFI (between counts 4 & 1)	
	12	RBO		2		LFO	
	13	CR-LBO	2		1+1	CR-RFO3	
	14	RFO3	1+1		2	LBO	
	15	LBO		2		RFO	
	16a	RBO	2		1	LFO	
	16b				1	RFI-Ch	
	Kilian	17	LFO		1		LFO
		18	RFI-Pr		1		RFI-Pr
		19	LFO		2		LFO
20		CR-RFO-SwR		4		CR-RFO-SwR	
21		LFO		1		LFO	
22		RFI-Pr		1		RFI-Pr	
		23	LFO Sw-OpCho RBI (between counts 4 & 1)		4 “and”		LFO Sw-“Tw1” (between counts 4 & 1)
Closed		24	LBO		4		RFO
		25	RBO	2		1+1	CR-LFO3
		26	LFO		2		RBO
Outside	27	CR-RFO		2		CR-LBO	
	28	CR-LFO		1		CR-RBO	
	29	CR-RFO		1		CR-LBO	
	30	CR-LFO		1		CR-RBO	
		31	CR-RFO-SwR	3		3 “and”	CR-LBO-SwR RFI (between counts 4 & 1)

# ARGENTINE TANGO-LEAD — SET PATTERN DANCE





**ARGENTINE TANGO-FOLLOW — SET PATTERN DANCE**



## AUSTRIAN WALTZ

MUSIC RHYTHM: Waltz 3/4  
TEMPO: 60 three-beat measures per minute; 180 beats per minute

ISU MUSIC  
INTRODUCTION: 48 beats, 16 seconds

PATTERN-TIMING: 1 = :49; 2 = 1:38; 3 = 2:27; 4 = 3:16

DURATION: Test 2 = 1:38  
Competition 2 = 1:38  
Adult Competition 2 = 1:38

SKATER'S  
CHOICE TIMING: See Skater's Choice Pattern Dance Timing Chart on the Members Only site

PATTERN: Optional

TEST: International

SOLO TEST: All skaters test follow steps

The Austrian Waltz is characterized by elegance of line combined with the typical lightness of the Viennese Waltz. It should be skated with strongly curved edges, bending of the skating knee and wide extended movements of the arms and free legs while maintaining a soft flow throughout the waltz.

The three-turns in closed hold should be skated with the feet of the couple close together. The follow partner's twizzles should be skated well in front of the lead partner. The leading hand of the lead partner must support the follow partner during the follow partner's turns so that there are no stops in the flow. During the execution of all the follow partner's twizzles, the free foot is crossed in front of the skating foot.

The dance is commenced in Kilian hold with a touchdown three-turn on the left foot for both partners (Step 1). Bending of the skating knee for two beats and rising on count three is essential in order to turn the three easily around the same axis, to keep the flow (in Kilian hold) and to accentuate the waltz character. The very short right back outside edge is skated on the "and" after beat three of Step 1. Steps 2 and 3 are followed by a left forward inside edge held for three beats.

On Step 5, the follow partner skates an inside three on count six of the measure changing into closed hold and finishes with a swing of their free leg starting on count one with the edge held until count three. Meanwhile, the lead partner skates a crossed behind right forward outside stroke on the count of three and steps on count four on a crossed in front left forward outside edge, swinging their right free leg forward matching the follow partner's movement for the same beats.

On Step 6, the lead partner turns a three on the right forward outside edge on count six. The follow partner's back outside edge is an open stroke with their free leg swinging behind to be closed on count six and both partners rising.

The long Step 7 for the follow partner starts with a right forward outside three on count three, followed by a right backward inside edge with the free leg stretched behind for three beats. Still on the right foot, the follow partner changes the edge to a right backward outside edge with their free leg moving in front for the next two beats. To finish the movement the follow partner closes their free leg on the next beat to turn their counterclockwise back outside twizzle under the left arm of the lead partner. On Step 7a, the lead partner skates a left backward outside edge for the first three beats. For the next three beats (the lead partner's Step 7b) the lead partner skates a right forward outside edge with free leg stretched behind. The lead partner's sequence is finished with a left forward cross roll for two beats (the lead partner's Step 7c) and a three-turn on the last beat matching the twizzle of the follow partner.

Step 8 is an outside edge for three beats duration with the free leg extended. Step 9a for the follow partner is an inside Ravensburger-type three turned on count three with a swing of the follow partner's free leg starting on count four to be held until count six. After a short cross behind left backward outside on the "and" between counts six and one, the follow partner crosses in front to a right backward inside edge. Keeping their free foot close to the skating foot, the follow partner turns a backward inside three-turn on count three to finish with a swing of their free leg starting on count four to be held until count six (the follow partner's Step 9b). The lead partner's Steps 9a and 9b are a swing roll of six beats and a cross roll swing of again six beats duration. It is important that both partners match their free legs on the last three beats of that section. With the second three-turn of the follow partner, they change to Kilian hold.

Step 10 for both is a touchdown three turned in Kilian hold on the third beat, followed by a short right backward outside edge skated on the “and” after beat three. Both skaters skate Step 11 for counts four to six as an open stroke with the foot extended back.

The follow partner continues on their Step 12 with a cross roll and a three-turn on count three followed by a very short left backward outside edge to help to step forward for Step 13a (a touchdown three). During Steps 12a and 13, the lead partner is slightly left of the follow partner. Step 13 is turned on the count of one (beat four of the step). The follow partner’s Step 13a is a right forward outside edge for three beats and is followed by a crossed behind left forward inside edge on count one (Step 13b) with a forward extension to match the lead partner’s free leg and finished with a “twizzle-like” motion. Both partners change to a “waltz” hold with their right arms extended in “helicopter” style after Step 13b with the lead partner skating backwards.

Steps 15 to 17 are European Waltz-type three-turns in closed hold. On Step 18 the follow partner steps their cross roll slightly to the left of the lead partner to turn their three on count six followed by a very short left backward outside (a touchdown three) to step forward to turn their simultaneous three-turns on Step 19 in crossed Foxtrot hold. (The partner’s arms are crossed at their back with the lead partner’s right hand on the follow partner’s right hip; the follow partner’s left hand on the lead partner’s left hip).

On the left backward outside edge on Step 20 both partners release their hands in front to move them close to their hips with their other arms still crossed behind their backs. Out of this hold, the follow partner starts with a right forward outside rocker briefly touching down with the left foot to skate a right backward outside edge lifting the left free arm above the head (the follow partner’s Step 21a). The lead partner steps forward from a crossed behind right backward outside edge (the lead partner’s Step 21a), while the follow partner turns the rocker behind the lead partner’s back (the Back to Back section), to skate a left forward outside (the lead partner’s Step 21b) holding the follow partner’s right hand with the lead partner’s left hand and moving the lead partner’s right hand above the lead partner’s head matching the follow partner’s movement. (For the follow partner’s Step 21a, the follow partner steps on one, turns their rocker on count two, briefly touches down to thrust themselves onto their RBO for counts three, four and five, then skates XB-LBO, the follow partner’s Step 21b, on count six.)

During Step 22, both partners change back to High Kilian hold with their right hands up above shoulder level. On Step 22, the follow partner skates a cross in front backward inside three turned on count two to skate the right forward outside swing in unison with the lead partner’s forward outside swing roll started with a cross roll. Both turn a left forward inside three (the follow partner’s Step 23a; the lead partner’s Step 23) on count two with the free foot crossed in front. The lead partner finishes their edge still on their left foot with a back swing on counts four, five and six. The follow partner steps forward (Step 23b) and may match the lead partner’s swing on the follow partner’s right forward outside edge. During the three-turn, the partners change into “closed” hold with the right arms extended in “helicopter” style. The three-turns (Steps 24 and 25) are three-turned on count three. Step 26 is a swing of six beats duration.

On Step 27 the follow partner turns a fast twizzle (1.5 rotations counterclockwise) on their right forward inside edge on count three, under the left arm of the lead partner, while the lead partner skates a left forward outside edge for six beats with their free leg extended on the last three beats to match the follow partner’s leg action as the follow partner holds their RBO edge after their turn.

Step 28 for the follow partner is a left backward outside twizzle of one rotation turning in the opposite direction (clockwise), and still under the left arm of the lead partner, finishing on a LBO with a swing matching the free leg movement of the lead partner. The first three of the “walk-around threes” (Step 29 for the lead partner; Step 30 for the follow partner) is turned on beat three of the step. The second three of this set (Step 31a for the lead partner; Step 31b for the follow partner) is turned rapidly so that the timing for the lead partner is two counts for their left forward outside edge with the three being turned on the “and” between counts two and three. The follow partner skates their right back outside edge for two counts and their left forward outside three-turn (the follow partner’s Step 31b) for one count.

During these fast turns (walk-around threes) a firm waltz hold, upright position and tight footwork are very important, and the couple must remain opposite skating around the same axis. Step 33 is a left backward outside edge for the follow partner and a cross roll three-turn for the lead partner in closed hold. For the follow partner, Step 34 is a right forward outside double three, with the first three-turn being turned on count six and the right backward inside three turned on count three of the next measure. The lead partner’s Step 34a is a left backward outside edge, and the lead partner’s Step 34b is a right forward outside edge changing into Kilian hold as the follow partner turns their first three-turn. Step 35 is a cross behind left forward inside edge for both skaters held for two counts, and Step 36 is a right forward inside edge in preparation for the restart.

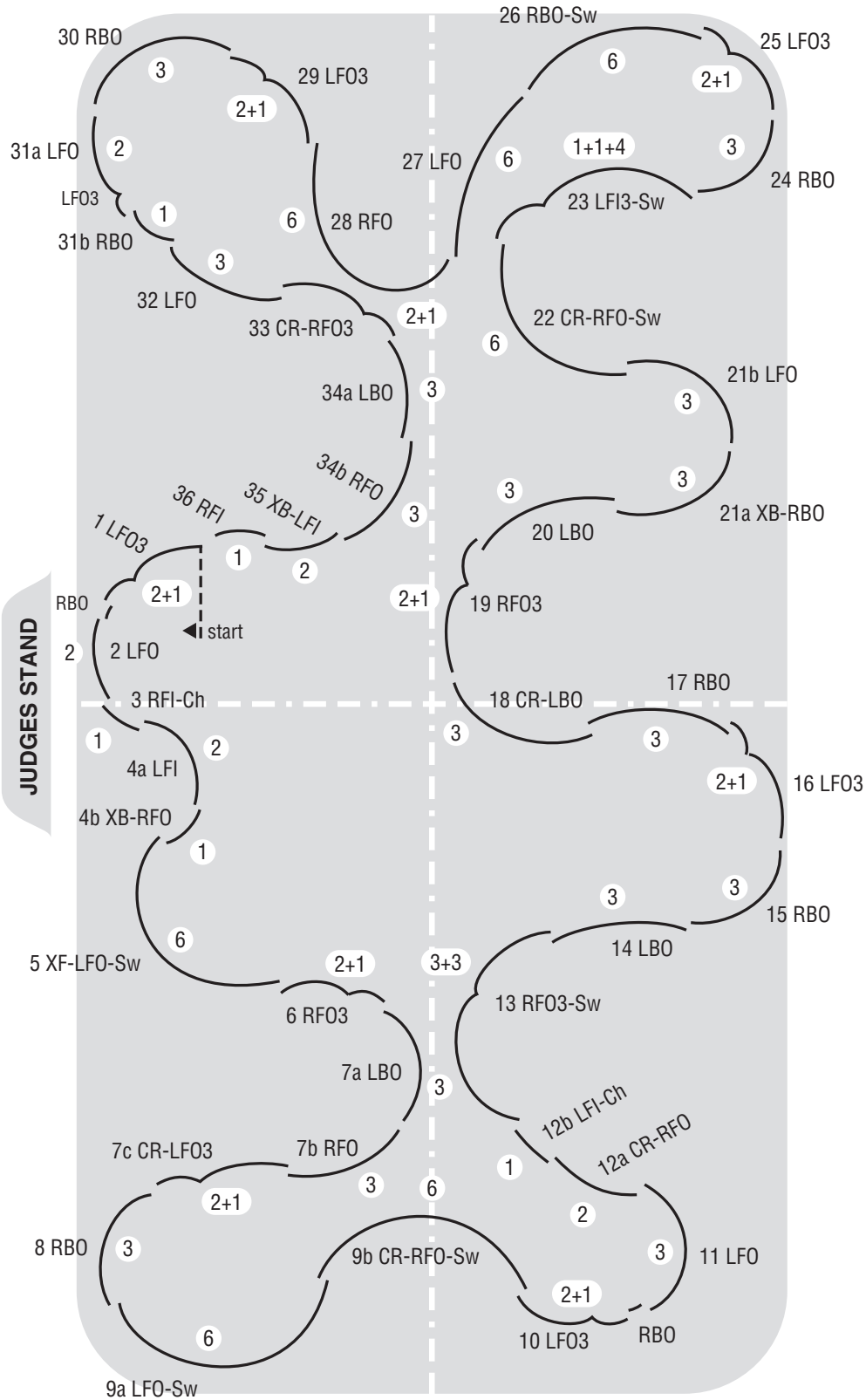
INVENTORS: Susi and Peter Handschmann

FIRST PERFORMED: Vienna, Austria, 1979

**AUSTRIAN WALTZ — STEP CHART**

Hold	Step No.	Lead Step	Number of beats of music			Follow Step
Kilian	1	LFO3 RBO between counts 3 & 4		2+1 “and”		LFO3 RBO between counts 3 & 4
	2	LFO		2		LFO
	3	RFI-Ch		1		RFI-Ch
	4a	LFI	2		3	LFI
	4b	XB-RFO	1			
Closed	5	XF-LFO-Sw	6		2+1+3	RFI3 -Sw
	6	RFO3	2+1		3	LBO
	7a	LBO	3		2+4+2+1	RFO3
	7b	RFO	3			RBIO Tw1
	7c	CR-LFO3	2+1			
	8	RBO		3		LFO
	9a	LFO-Sw	6		2+1+3 “and”	RFI3 Sw XB-LBO
	9b	CR-RFO-Sw	6		2+1+3	XF-RBI3 Sw
Kilian	10	LFO3 RBO between counts 3 & 4		2+1 “and”		LFO3 RBO between counts 3 & 4
	11	LFO		3		LFO
	12a	CR-RFO	2		2+1 “and”	CR-RFO3 LBO between counts 3 & 4
12b	LFI-Ch	1				
“Closed” Helicopter	13a	RFO3-Sw	3+3		3	RFO
	13b				2+1	XB-LFI-“Tw”
	14	LBO		3		RFO
	15	RBO	3		2+1	CR-LFO3
	16	LFO3	2+1		3	RBO
	17	RBO		3		LFO
Crossed Foxtrot	18	CR-LBO	3		2+1 “and”	CR-RFO3 LBO after ct 6
	19	RFO3		2+1		RFO3
	20	LBO		3		LBO
Back-to-back	21a	XB-RBO	3		1+4	RFO-Rk & L Td/RBO
	21b	LFO	3		1	XB-LBO
Closed to High Kilian	22	CR-RFO-Sw	6		1+2+3	XF-RBI3 -Sw
	23a	LFI3 Sw	1+1 +4		1+1	LFI3
“Closed” Helicopter	23b				4	RFO
	24	RBO	3		2+1	LFO3
	25	LFO3	2+1		3	RBO
	26	RBO-Sw		6		LFO-Sw
	27	LFO	6		2+1+3	RFI-Tw 1 ½ /RBO
	28	RFO	6		2+1+3	LBO-Tw 1 /LBO
	29	LFO3	2+1		3	RBO
	30	RBO	3		2+1	LFO3
	31a	LFO/LFO3 after ct 2	2 “and”		2	RBO
	31b	RBO	1		½+½	LFO3
	32	LFO		3		RBO
	33	CR-RFO3	2+1		3	LBO
	34a	LBO	3		2+3+1	RFO3/RBI3
	34b	RFO	3			
Kilian	35	XB-LFI		2		XB-LFI
	36	RFI		1		RFI

# AUSTRIAN WALTZ-LEAD — OPTIONAL PATTERN DANCE



© ISU



## CHA CHA CONGELADO

MUSIC RHYTHM: Cha Cha 4/4  
TEMPO: 29 four-beat measures per minute; 116 beats per minute

ISU MUSIC  
INTRODUCTION: 32 beats, 16.5 seconds

PATTERN-TIMING: 1 = :34; 2 = 1:07; 3 = 1:41; 4 = 2:14

DURATION: Test 2 = 1:07  
Competition 2 = 1:07  
Adult Competition 2 = 1:07

SKATER'S  
CHOICE TIMING: See Skater's Choice Pattern Dance Timing Chart on the Members Only site

PATTERN: Optional

TEST: International

This dance is designed to introduce dancers to a Latin American rhythm at an early stage of development and help them to appreciate rhythm not only with their feet but also with their bodies. The steps are structured in places so as to portray the feeling of "1, 2 cha-cha-cha." Individual interpretation by couples to add Cha Cha character is permitted provided that integrity of steps, free leg positions and dance holds are maintained. Retrogressions on pattern transitions are permitted.

Steps 1 and 2 are skated on a lobe toward, then away from the barrier. Steps 3 and 4 are slip steps. The lead partner skates three slip steps (Steps 3, 4 and 5) of half-beat each, but on the last one, the lead partner remains on their left foot for another half-count, and the right foot is lifted. The follow partner skates three slip steps also, but as the follow partner completes their third slip (Step 5a) the follow partner crosses the left foot behind on the second half-count for Step 5b. There is a tendency for follow partners to omit Step 5b due to the difficulty of the weight transfer onto the step. Credit should be given by the judges to those women who can perform it properly. Steps 1 to 5 are skated in outside hold and give the timing of a "1, 2 cha-cha-cha." On Step 6 the dancers change to hand-in-hand hold (follow partner's right hand in the lead partner's left, follow partner's left hand in the lead partner's right) to skate a series of cross in front touch down steps.\* On Step 7, the lead partner changes sides to the right of the follow partner's tracing as the lead partner turns their rocker and the follow partner their three-turn. After they make their turns on Step 8, the follow partner is on the left of the lead partner's tracing, switching to the lead partner's right side after Step 9.

On Step 10, the partners assume closed hold, and on Step 11, both partners extend the free leg to the back on the third beat (musical count one). On Step 14, the follow partner releases their left hand from the open hold and passes under the lead partner's left arm as the follow partner does the mohawk.

On Step 23, the follow partner places their left hand in the lead partner's right hand. Step 24 is a swing closed mohawk for both dancers but in opposite directions, so that they turn their back toward each other, releasing hands. On Step 25, the follow partner places their right hand in the lead partner's left. (Note that Step 25 is a cross in front for both (XF-RBI for the lead partner; XF-LBO for the follow partner.))

Steps 27 to 36a are skated in Kilian hold, and Steps 27 to 36 are the same for both partners. They skate a series of touch down steps\* in Kilian hold (Steps 27 to 29). Leading to the conclusion of the dance is an extremely deep left forward inside edge for both. It is permitted to retrogress on the pattern as long as this is reflected in a degree of control. The follow partner then executes an open mohawk (the follow partner's Steps 37a and 37b) to be in position to restart the dance.

\* Note: Steps 6 to 9 and 27 to 29 should be skated with a brief but decisive weight transfer (touchdown) to the other foot on the "and" between counts returning to the original edges.

INVENTORS: Bernard Ford, Kelly Johnson, Laurie Palmer and Steven Belanger

FIRST PERFORMED: Richmond Hill, Ontario, Canada, 1989

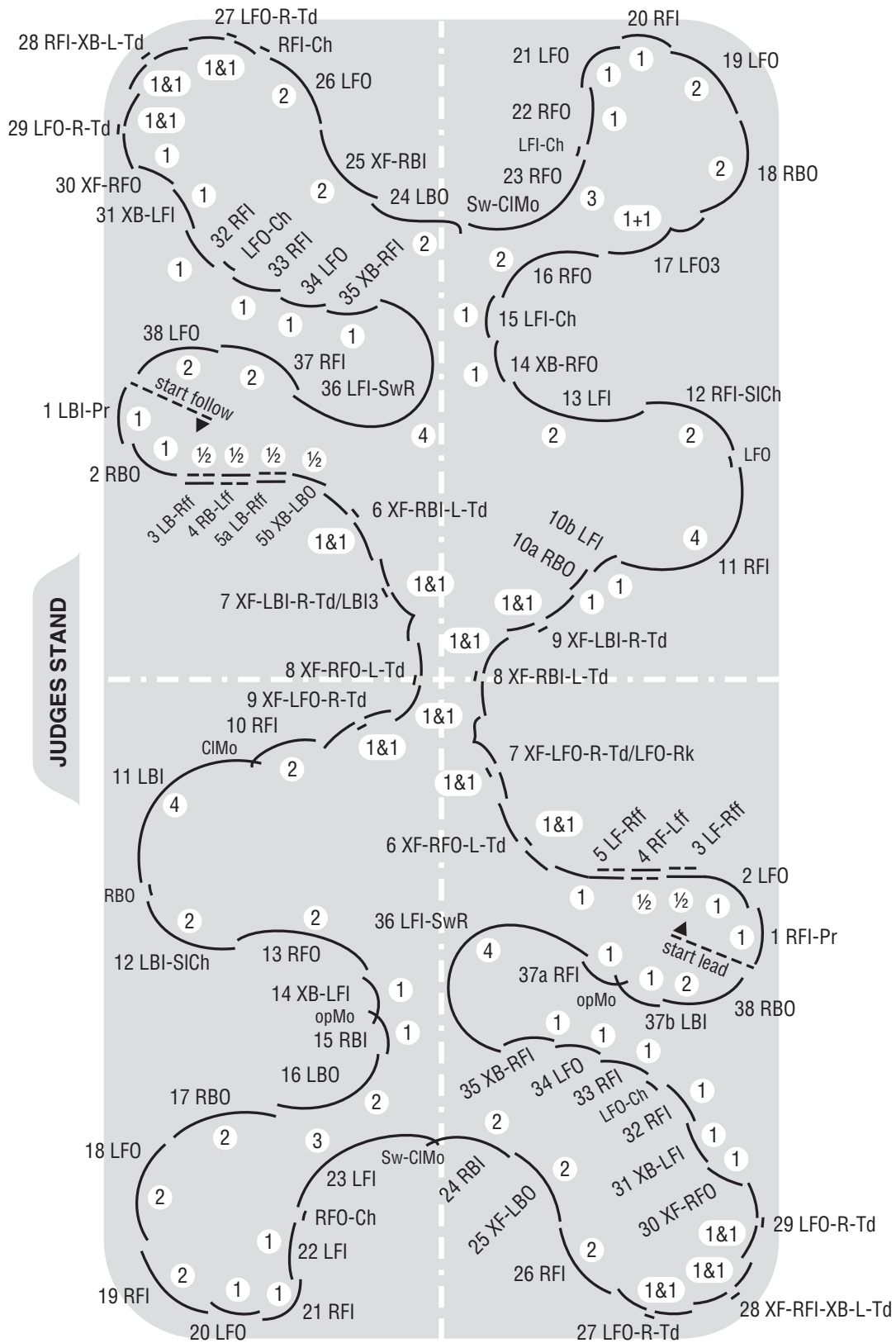
**CHA CHA CONGELADO — STEP CHART**

<b>Hold</b>	<b>Step No.</b>	<b>Lead Step</b>	<b>Number of beats of music</b>			<b>Follow Step</b>
Outside	1	RFI-Pr		1		LBI-Pr
	2	LFO		1		RBO
	3	LF-Rff Slip Step		½		LB-Rff Slip Step
	4	RF-Lff Slip Step		½		RB-Lff Slip Step
	5a	LF-Rff Slip Step (R foot lifted forward at end of step)	1		½	LB-Rff-Slip Step
	5b				½	XB-LBO (R foot lifted forward at end of step)
Both hand-in-hand	6	XF-RFO with L-Td		1&1		XF-RBI with L-Td
	7	XF-LFO with R-Td LFO-Rk		1&1 “and”		XF-LBI/R-Td /LBI3
	8	XF-RBI with L-Td		1&1		XF-RFO with L-Td
	9	XF-LBI with R-Td		1&1		XF-LFO with R-Td
Closed	10a	RBO	1		2	RFI
	10b	LFI	1			CIMo
	11	RFI LFO		4 “and”		LBI RBO
	12	RFI-SlCh		2		LBI-SlCh
Open	13	LFI		2		RFO
	14	XB-RFO		1		XB-LFI OpMo
	15	LFI-Ch		1		RBI
Closed	16	RFO		2		LBO
	17	LFO3	1+1		2	RBO
	18	RBO		2		LFO
Open	19	LFO		2		RFI
	20	RFI		1		LFO
	21	LFO		1		RFI
One hand-in hand	22	RFO LFI-Ch		1 “and”		LFI RFO-Ch
	23	RFO Sw-CIMo	3 Musical count 4 — 1 — 2			LFI Sw-CIMo
	24	LBO		2		RBI
	25	XF-RBI		2		XF-LBO



Hold	Step No.	Lead Step	Number of beats of music			Follow Step
Kilian	26	LFO RFI-Ch	2 “and”		2	RFI
	27	LFO with R-Td		1&1		LFO with R-Td
	28	XF-RFI with XB-L-Td		1&1		XF-RFI with XB-L-Td
	29	LFO with R-Td		1&1		LFO with R-Td
	30	XF-RFO		1		XF-RFO
	31	XB-LFI		1		XB-LFI
	32	RFI LFO-Ch		1 “and”		RFI LFO-Ch
	33	RFI		1		RFI
	34	LFO		1		LFO
	35	XB-RFI		1		XB-RFI
	36	LFI SwR		4		LFI SwR
	Open	37a	RFI	2		1
37b					1	LBI
38		LFO		2		RBO

CHA CHA CONGELADO — OPTIONAL PATTERN DANCE



© ISU

## FINNSTEP

MUSIC RHYTHM: Quickstep 2/4  
TEMPO: 52 two-beat measures per minute; 104 beats per minute

ISU MUSIC  
INTRODUCTION: 32 beats, 18.5 seconds  
The first step of the Finnstep may be started either immediately after the introductory music of eight beats (4 bars), which occurs approximately four seconds after the music starts, or the couple can start the dance when phrasing repeats after 8+32 beats (4+16 bars), which occurs approximately 23 seconds after the music starts. If the dance is started in other places, the phrasing of the music will be incorrect.

PATTERN-TIMING: 1 = :38; 2 = 1:16; 3 = 1:54; 4 = 2:32

DURATION: Test 2 = 1:16  
Competition 2 = 1:16  
Adult Competition 2 = 1:16

SKATER'S  
CHOICE TIMING: See Skater's Choice Pattern Dance Timing Chart on the Members Only site

PATTERN: Optional

TEST: International

SOLO TEST: All skaters test the follow steps

The Finnstep is a fun, fast dance. The best way to describe it is that it resembles “sparkling champagne”. It is a ballroom type Quickstep, and should be danced very lightly, so to speak “over-the-top”. This dance is not serious, so it can even be performed a bit comically. Polka/Folklore character should be avoided.

It requires very crisp and tidy timing as well as footwork. The timing is the most important characteristic of the dance and lack of crisp and clean timing and character, should be penalized severely. The accent should always be at the beginning of the beat – not just on the beat. By skating the steps at the beginning of the beat, the couple achieves the required lightness. This dance measures the musicality of the couples.

The posture should be very upright, almost stiff throughout the dance. It is essential to skate the longer steps with strong, well rounded, deep edges to contrast with the crisp light steps, toe steps and hops (small jumps without rotation) found throughout the dance! Just skating the steps is not enough. It is how the steps are executed and what is “said and expressed” with the technique that is important, not the technique in itself. The technique is only a tool for expression which must be strong!

### 1. The Promenade Section

The Promenade Section sets up the character of the dance. Accurate and crisp timing with emphasis on the upbeats as well as the “and”-beats is crucial for a successful performance here. The first part of this section is skated in open hold on a straight line across the rink, with light hops and upright style to resemble a typical ballroom Quickstep. The follow partner's twizzle of 1½ rotations (the follow partner's Step 12) needs to be very fast. At the conclusion of the follow partner's twizzle, the couple skates Steps 13-18 in partial outside hold (like the Viennese opening steps), before moving to outside hold on step 19. Good, clean free-leg action is also to be valued throughout this part. The “hop-moves” need to be executed in complete unison using only the legs and knees, not the upper body. Holds and positions need to be elegant, upright, levelled, the upper body lifted erect and almost stiff.

### 2. Turn, Twizzle and Stop Section

This section needs to be skated with controlled, deep, nicely flowing edges without losing the character and the rhythm of the dance. After the simultaneous twizzles (Step 21) the partners are face-to-face, clasping left hands, with their right arms extended to the side and a little higher than shoulder level. The exit edge of Step 21 (RBI for lead partner; RFO for follow partner) needs to be well controlled with the free legs stretched behind. On Step 23 the partners move into open hold. During the leg swing, in preparation for the swing closed choctaw (Step 32), the follow partner moves ahead under the lead partner's left arm to hand in hand, with arms bent. On Step 33a the lead partner skates an open RBI mohawk, while the follow partner starts their Step 33 on an RBI followed by their change of edge in preparation for their second set of simultaneous twizzles (the lead partner's Step 33c while the follow partner continues their Step 33). The couple passes through waltz hold, then the follow partner's left arm briefly touches the lead partner's back. The lead partner's left hand holds the follow partner's right during the twizzle. After turning their

twizzles (one rotation for the lead partner; 1½ for the follow partner), the couple slides into a stop in Kilian with both of their arms extended to the side and their hands clasped in a “butterfly” hold, and with their free legs extended to the side.

Steps 34-42 are performed on the spot (shown as stationary steps on the diagrams). These character toe steps should be executed with light feet and crisp timing. Good clean free leg action with the free legs held at at least 45° angles is essential. During the toe steps the couple moves into partial outside hold. The pendular movement of the free leg moves slowly from side to back. On Steps 34, 35, and 36 there is pendular movement of the free leg as it moves slowly from side to back coupée. On Step 38 the free leg is extended to the front, in back coupée on Step 39, extended to the front on Step 40, in back coupée again on Step 41. They conclude the stationary section on Step 42 on their toe picks with both feet close together.

### **3. Crossing Paths (Changing Sides) Section**

To achieve the dynamics of performing this section of the dance the couple needs to accelerate, creating a clear crescendo. The pattern is permitted to “backtrack” after the stop to enable the couple to have room to complete the pattern and achieve the correct restart. The section starts on Step 43 with a hop forward landing on the left foot. Steps 46, 47, and 48 should be executed with the free leg bending back 90°, knees parallel and steps lightly hopped. In the crossing paths section it is important that Steps 52 and 58 for the follow partner, and 51b and 58 for the lead partner are skated with a good edge across ice to enable the passing by of the couple (so that the couple “zig zag”). The changing of sides on Steps 54 & 61 should be done lightly, with good, matching knee action, however Polka/folk dance character should be avoided. The lead partner hold and position changes throughout this section should be done effortlessly, with ease. The cross behind closed choctaw (Step 64) must be skated with clean and deep edges to enable tight, simultaneous twizzles just before the re-start. A poor execution of the choctaw and twizzle will lead to difficulties for the re-start and poor character of the first part of the dance.

#### **Summary**

Dance is a means of expression. If the execution of this dance does not evoke feelings in the audience, even if it were technically correct and clean, it would not be a successful performance. The dance must be as much fun to watch as it is to dance; otherwise, the performers should not be rewarded with good marks.

INVENTORS: Susanna Rahkamo and Petri Kokko with Martin Skotnický

FIRST PERFORMED: European Championships, 1995, Dortmund, Germany

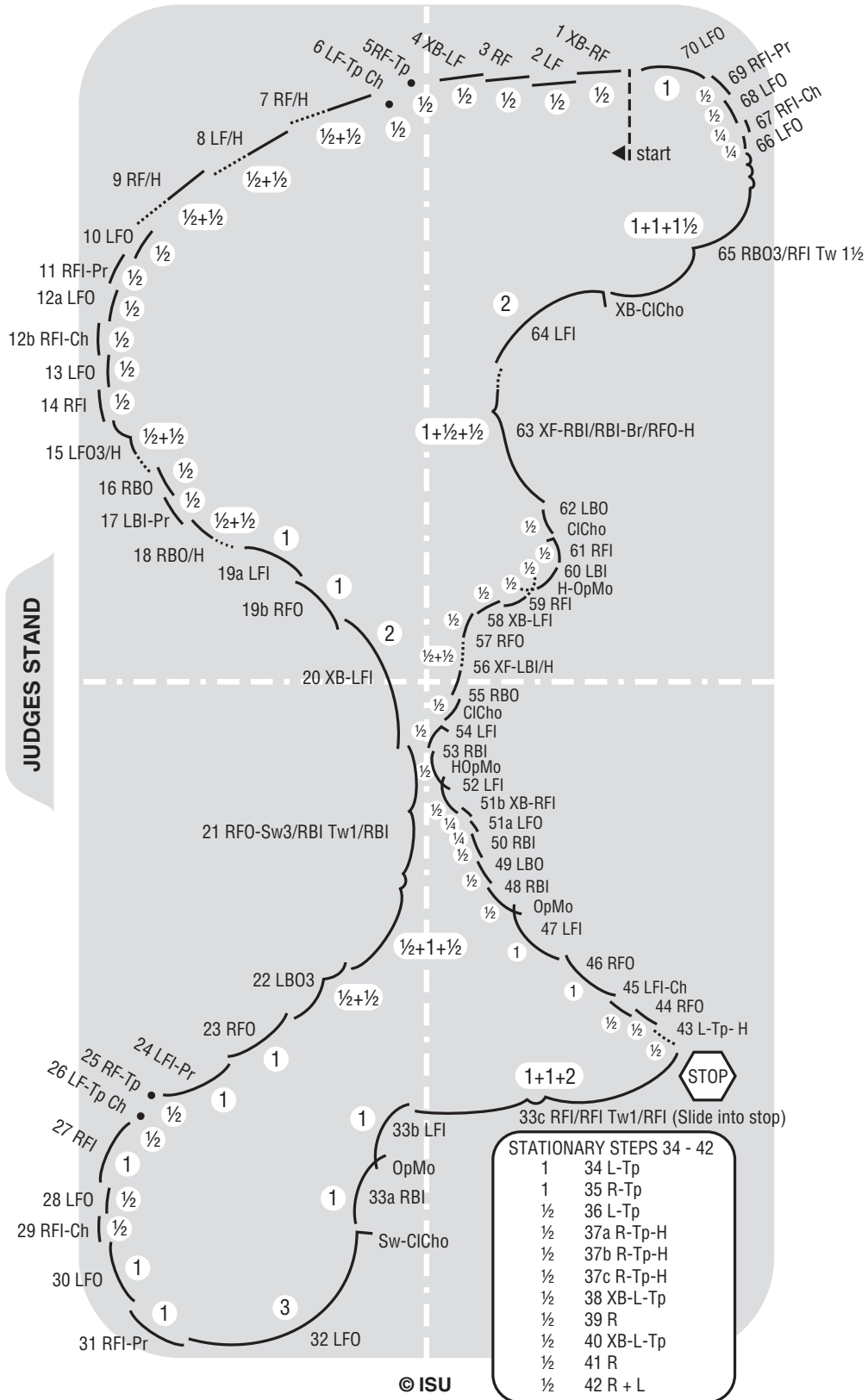
**FINNSTEP — STEP CHART**

<b>Hold</b>	<b>Step No.</b>	<b>Lead Step</b>	<b>Number of beats of music</b>			<b>Follow Step</b>
<b>1. Promenade Section</b>						
Open	1	XB-RF		½		XB-RF
	2	LF		½		LF
	3	RF		½		RF
	4	XB-LF		½		XB-LF
	5	RF-Tp		½		RF-Tp
	6	LF-Tp Ch		½		LF-Tp Ch
	7	RF/H		½+½		RF/H
	8	LF/H		½+½		LF/H
	9	RF/H		½+½		RF/H
	10	LFO		½		LFO
	11	RFI-Pr		½		RFI-Pr
		12a	LFO	½		½+½
Partial Outside*	12b	RFI-Ch	½			
	13	LFO		½	RBO	
	14	RFI		½	LBI-Pr	
	15	LFO3/H		½+½	RBO/H	
	16	RBO		½	LFO	
	17	LBI-Pr		½	RFI-Pr	
	18	RBO/H		½+½	LFO3/H	
Outside	19a	LFI	1		½+½ +1+1 “and”	Wd-RBI3/ RFO/RFOBr /RBI/H
	19b	RFO	1			
	20	XB-LFI	2		1	XB-LBO
<b>2. Turn, Twizzle and Stop Section</b>						
Hand-in-hand after Tw (see text)	21	RFO-Sw3 /RBI Tw 1 /RBI	½ +1 + ½ +1		1+1  +1	XF-RBI/RBI Tw 1½ /RFO
No hold	22	LBO3	½+½		1	LFI
Open	23	RFO		1		RFO
	24	LFI-Pr		1		LFI-Pr
	25	RF-Tp		½		RF-Tp
	26	LF-Tp Ch		½		LF-Tp Ch
	27	RFI		1		RFI
	28	LFO		½		LFO
	29	RFI-Ch		½		RFI-Ch
	30	LFO		1		LFO
	31	RFI-Pr		1		RFI-Pr
		32	LFO Sw-CI Cho		3	
See text	33a	RBI OpMo	1		2+	RBI (left leg moves back)
See text	33b	LFI	1			
Stop in Butterfly (see text)	33c	RFI/RFI Tw 1 /RFI (Slide into Stop)	1+1+2		1+1 +2	/RBO/RBO Tw 1 ½ /RFI (Slide into Stop)
“Kilian” (arms extended)	<b>Stationary Steps</b>					
	34	L-Tp-H		1		L-Tp-H
	35	R-Tp		1		R-Tp
	36	Lp-Tp		½		Lp-Tp

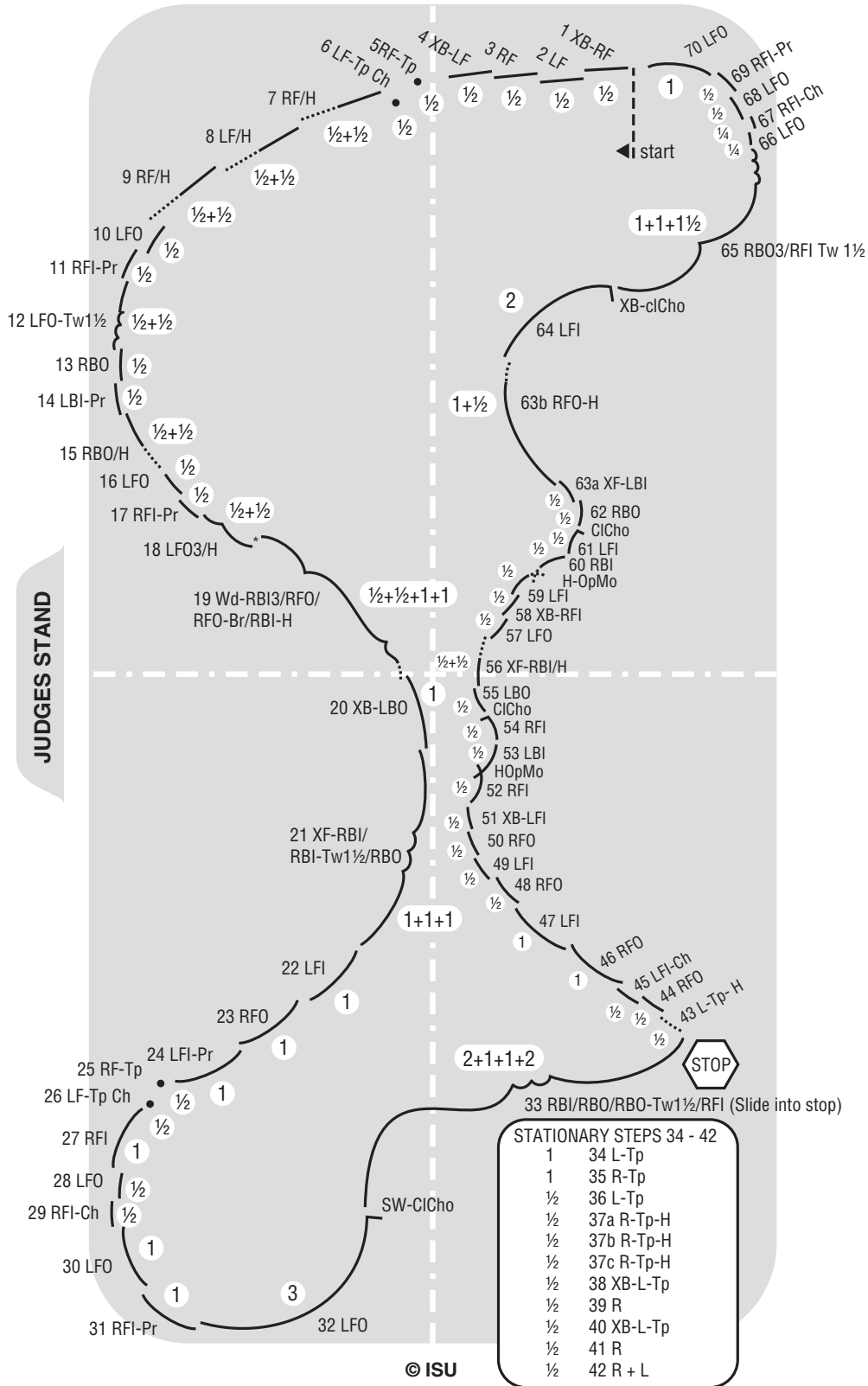
Hold	Step No.	Lead Step	Number of beats of music			Follow Step
Partial Outside*	37a	R-Tp-H		½		R-Tp-H (follow partner turns on Tp to face lead partner)
	37b	R-Tp-H		½		R-Tp-H
	37c	R-Tp-H		½		R-Tp-H
	38	XB-L-Tp		½		XB-L-Tp
	39	R (flat)		½		R (flat)
	40	XB-L-Tp		½		XB-L-Tp
	41	R (flat)		½		R (flat)
	42	R+L		½		R+L
<i>End of Stationary Steps</i>						
<b>3. Crossing Paths Section</b>						
Open	43	L-Tp-H		½		L-Tp-H
	44	RFO		½		RFO
	45	LFI-Ch		½		LFI-Ch
	46	RFO		1		RFO
	47	LFI OpMo		1		LFI
Partial Outside	48	RBI		½		RFO
	49	LBO		½		LFI
	50	RBI		½		RFO
Open	51a	LFO	¼		½	XB-LFI
	51b	XB-RFI	¼			
	52	LFI HOpMo		½		RFI HOpMo
Hand in hand side by side	53	RBI (lead partner's left hand up)		½		LBI
Change sides (stays hand in hand)	54	LFI ClCho		½		RFI ClCho
	55	RBO		½		LBO
	56	XF-LBI/H		½+½		XF-RBI/H
	57	RFO		½		LFO
	58	XB-LFI		½		XB-RFI
	59	RFI HOpMo		½		LFI HOpMo
	60	LBI		½		RBI
Change sides	61	RFI ClCho		½		LFI ClCho
	62	LBO		½		RBO
	63a	XF-RBI	1+		½	XF-LBI
	63b	/RBI Br /RFO-H	½+½		1+½	RFO /H
Kilian	64	LFI XB-ClCho		2		LFI XB-ClCho
	65	RBO3 /RFI Tw 1½		1+1+1 1½		RBO3 /RFI Tw 1½
Open	66	LFO		¼		LFO
	67	RFI-Ch		¼		RFI-Ch
	68	LFO		½		LFO
	69	RFI-Pr		½		RFI-Pr
	70	LFO		1		LFO

Tp Toepick  
H Hop  
HOpMo Hopped Open Mohawk

# FINNSTEP-LEAD — OPTIONAL PATTERN DANCE



# FINNSTEP-FOLLOW — OPTIONAL PATTERN DANCE





## GOLDEN WALTZ

- MUSIC RHYTHM:** Viennese Waltz 3/4  
**TEMPO:** 62 three-beat measures per minute; 186 beats per minute
- ISU MUSIC INTRODUCTION:** 48 beats, 15.4 seconds
- PATTERN-TIMING:** 1 = :59; 2 = 1:58; 3 = 2:57; 4 = 3:56
- DURATION:** Test 2 = 1:58  
Competition 2 = 1:58  
Adult Competition 2 = 1:58
- SKATER'S CHOICE TIMING:** See Skater's Choice Pattern Dance Timing Chart on the Members Only site
- PATTERN:** Optional
- TEST:** International
- SIDE TO START:** First steps started on side opposite the judge's stand
- SOLO TEST:** All skaters test the follow steps. The dip on Step 21 and the drape on Step 30b are not required.

The Golden Waltz is a complex dance incorporating many new positions not previously used in pattern dances e.g. "spread eagle" etc.

It is danced with long edges, interspersed with three-turns and twizzles, and dancers require extra control because of the intricate nature of the steps, positions and changes of hold. The pattern of the dance, while optional, must be skated with well-rounded lobes. It is necessary to maintain consistent flow and a lilting waltz character throughout.

The dance starts in closed hold for the opening three-turns. On Steps 1 to 7, the lead partner begins by traveling backwards starting on their RBO on beat one for the "walk-around" threes with the feet of the partners offset. The feet are placed on the ice between the feet of the partner. The couple remains in closed hold until Step 7, which is executed in reverse tango hold in which the follow partner, after the cross roll, executes a twizzle of one rotation skated to one beat of music and on the swing roll they pass through Reversed Kilian hold to hand-in-hand hold.

Steps 8 to 14 are the same for both partners. Step 8 is a RBO cross roll with the free legs in a front coupée position. At Step 9, the couple changes to Kilian hold where the follow partner's left hand is placed on the lead partner's left shoulder with their free arms extended to skate side by side touch down threes-turns for Steps 9 to 12. On Step 13 there is a change of hold at an optional point to a "wrapped" Kilian in which the lead partner's left and the follow partner's right hands are clasped in front of them while the follow partner's left hand is placed across the front of the follow partner's body to hold the lead partner's right hand to the follow partner's right hip. The lead partner's right arm crosses behind the follow partner's back to hold the follow partner's left hand. The free legs are raised behind, over the ice, at an angle of 40-50 degrees, while skating side-by-side double three-turns on a nine-beat long edge. On the second beat of Step 14, which begins from a cross roll, the knee of the skating leg is straightened.

Step 15 begins as a cross behind for both partners followed by a bracket for the follow partner and an open mohawk for the lead partner (the lead partner's Steps 15a and b). The partners remain in Kilian hold, but the left hand of the follow partner holds (or briefly touches) the lead partner's right hand, and the follow partner's right hand holds the lead partner's left hand over the follow partner's head to skate these opposite turns for both partners. On Step 16, the partners assume standard Kilian hold, and the lead partner skates a wide Step 17. On Step 18, the free legs are extended, and Step 19 is a left forward outside.

On Step 20, the partners are in Kilian hold while the follow partner's left hand rests behind the lead partner's left shoulder (optional) and the follow partner's right hand and the lead partner's left hand are freely open. On the fifth beat of the follow partner's double three there is a change of hold to Reversed Kilian with the left foot in passé.

On Step 21, the free legs of both partners swing forward for three beats while the lead partner lowers the follow partner into a semi-sitting position (where the follow partner's free leg is extended forward, and the follow partner's outstretched body is nearly parallel to the ice). The partner completes the movement by lifting the follow partner so they both can skate side-by-side threes ending with front coupées.

Step 22, which is a 12-beat series of three-turns on one foot, starts in Reversed Kilian hold. The follow partner performs their first two threes by wrapping around the lead partner while both of their free legs are in attitude position with the follow partner's first three turned under the lead partner's right hand. On beat seven, the hold is changed so that the follow partner takes the place of the lead partner in Reversed Kilian hold. During their joint three-turns, performed on beat nine, the free legs are moved to back coupée. After these three-turns, on the last three beats, the free legs are extended and raised behind, and simultaneously the knee of the skating leg is straightened. Step 23 begins in Kilian hold with their left arm and free legs stretched out in front. On Step 24, the follow partner passes under the lead partner's left arm with their right arms stretched in front.

On Step 26, the partners start in open hold. For the first three beats the lead partner holds the extended position described above, and then on beat four the lead partner bends their skating knee and free leg into a pivot position while the follow partner skates their Steps 26(a), 26(b) and 26c. On Step 26c, the lead partner skates a spread eagle into a rocker and then into a LBIO. The follow partner turns the first RFI3 on count two and a second RFO3 on count six, followed by a fast touch down on the left foot on the "and" between beats six and one to enable the follow partner to initiate the RFO3, which is turned on count three of the new measure. After the follow partner's first three-turn on Step 26c, there is a change of hold to "closed" with the follow partner's free leg stretched to the front and the lead partner's free leg stretched behind. At the end of Step 27, the follow partner performs a one-beat clockwise twizzle of one rotation. On beat three of Step 28, the couple changes hold to Kilian. The follow partner makes a very quick XB-LBO to change feet before Step 29.

On Step 30, the left hands are raised, and on beat four the lead partner makes a shallow drag (the lead partner's Step 30a), while the follow partner skates Step 30(a). During the follow partner's Step 30(b), which is very difficult as the follow partner must skate a 15-count step all on one foot, there is a change of hold. The follow partner performs an inside three-turn on beat one and holds the back outside exit edge from the three-turn for two beats and, afterward, completes a back outside twizzle of two rotations taking three beats. During the follow partner's twizzle, the lead partner performs a RFI3 with a strongly bent knee (the lead partner's Step 30c). The follow partner continues Step 30b and, after the twizzle, remains on their right skating leg, assuming a position with the free leg stretched in front and the body nearly parallel to the ice (the follow partner's layback position). In this position the follow partner executes a back outside three-turn and then, after drawing themselves up on beats 13 and 14 of the step, completes a right forward inside "twizzle-like motion" on beat 15 of the step (count three of the measure), then pushes onto to their LFI (Step 31). Meanwhile, the lead partner skates a two-footed three-turn (the lead partner's Step 30d), lifts and extends their free leg on Step 30e and concludes with a series of cross steps (the lead partner's Steps 30f and g) These steps are known as the "Cascade and Dip" section.

During the lead partner's Step 30f, there is a change of hold to tango that is retained by the lead partner until the follow partner's Step 32, with the lead partner slightly ahead throughout their double three-turns (the lead partner's Step 32).

During the lead partner's second three-turn, on Step 32, the hold is reversed to Kilian with the follow partner's right hand behind and on the lead partner's shoulder, and the lead partner's right hand and the follow partner's left hand open. The free legs of both partners are stretched behind. On Step 33, after the lead partner's second three-turn, the couple is in Kilian hold with the follow partner's left hand behind and on the left shoulder of the lead partner, and the lead partner's left hand and follow partner's left hand open.

Steps 34 to 45 are the same for both partners. On Step 34, the partners move into open hold with the lead partner's right hand on the follow partner's waist to execute the open swing choctaws. They begin with a RFI progressive for three beats with the free legs stretched behind, followed by a forward swing. Steps 34 and 35 and 40 and 41 are open swing side-by-side choctaws — the first in open hold (Steps 34 and 35) and the second in Kilian hold (Steps 40 and 41). Step 44 is a wide step for both partners. Step 46 for the follow partner is an open mohawk, while the hold changes to closed. Step 47 is performed on both feet, the majority of the body weight for the follow partner mainly on their right foot and the lead partner on their left foot. The lead partner executes a quick three-turn after the third beat to be in position to restart the dance.

INVENTORS: Natalia Dubova, Marina Klimova and Sergei Ponomarenko

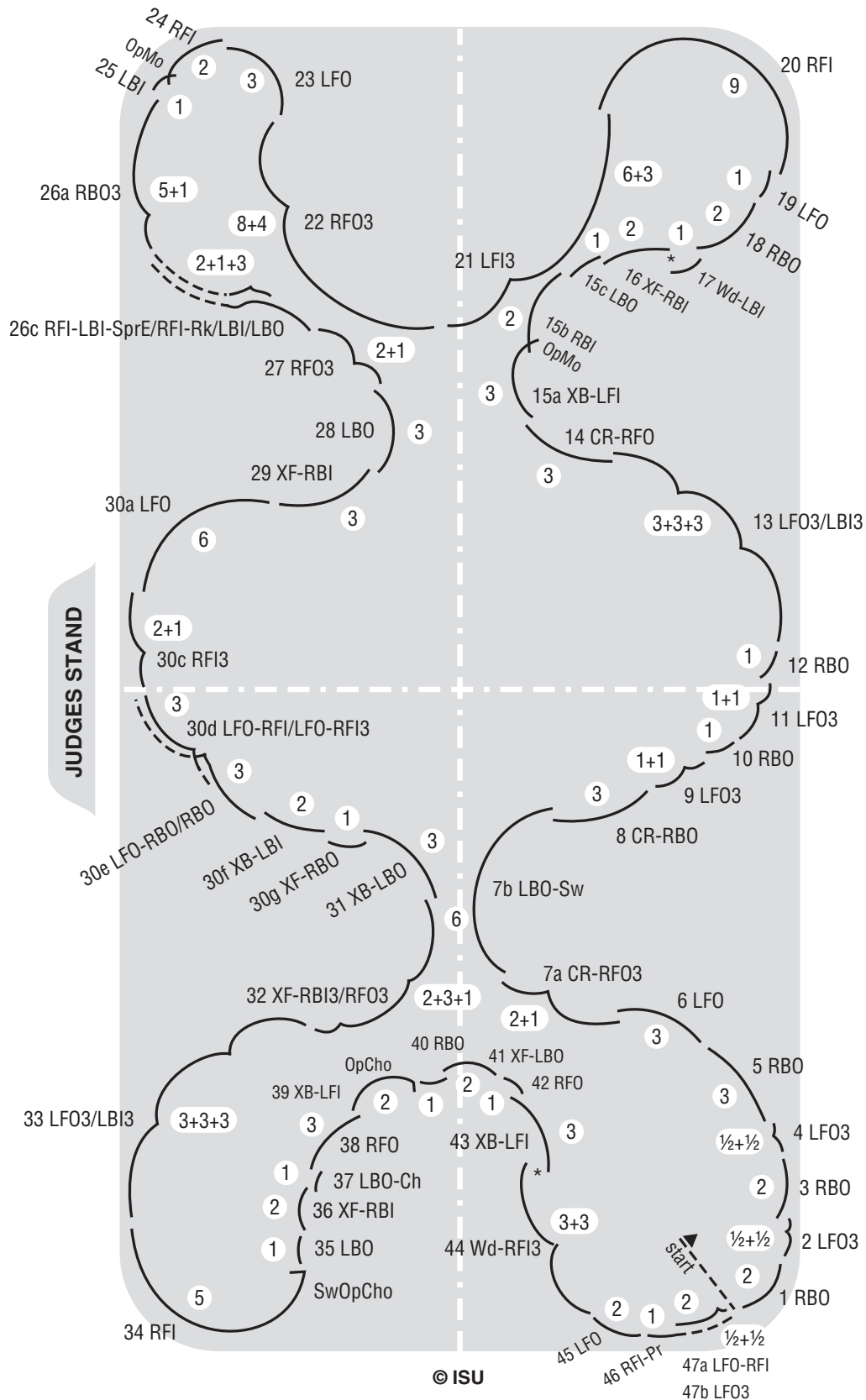
FIRST PERFORMED: Moscow Cup 1987, Moscow, USSR

**GOLDEN WALTZ — STEP CHART**

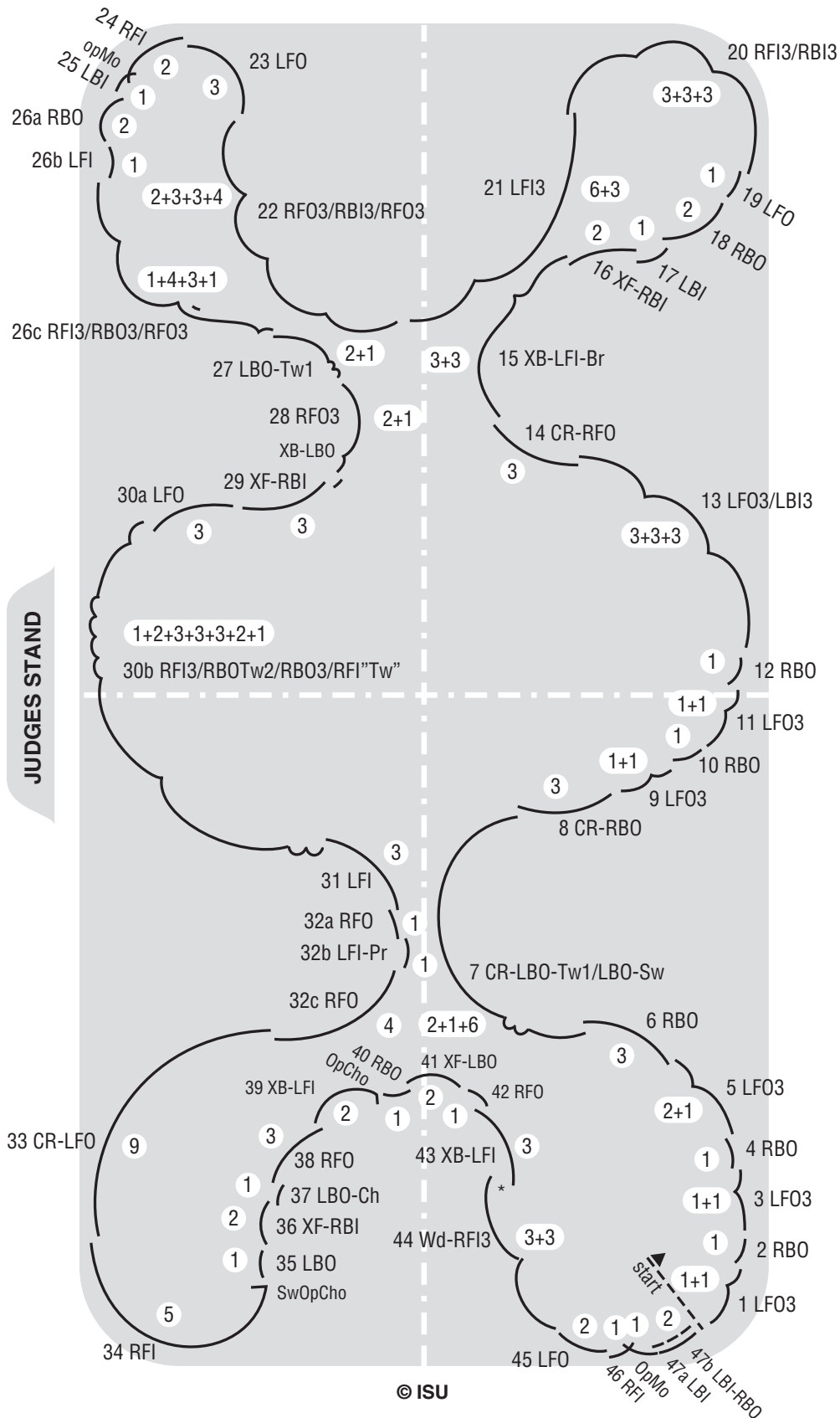
Hold	Step No.	Lead Step	Number of beats of music			Follow Step
Closed	1	RBO	2		1+1	LFO3
	2	LFO3	½+½		1	RBO
	3	RBO	2		1+1	LFO3
	4	LFO3	½+½		1	RBO
	5	RBO	3		2+1	LFO3
	6	LFO		3		RBO
Tango	7a	CR-RFO3	2+1		2+1 +6	CR-LBO Tw 1 /LBO-Sw
Reversed Kilian to hand-in-hand	7b	LBO-Sw	6			
	8	CR-RBO		3		CR-RBO
“Kilian” (arms extended)	9	LFO3		1+1		LFO3
	10	RBO		1		RBO
	11	LFO3		1+1		LFO3
	12	RBO		1		RBO
“Kilian” (arms wrapped)	13	LFO3/ LBI3		3+3+3		LFO3/LBI3
	14	CR-RFO		3		CR-RFO
	15a	XB-LFI OpMo	3		3+3	XB-LFI-Br
	15b	RBI	2			
	15c	LBO	1			
Kilian	16	XF-RBI		2		XF-RBI
	17	Wd-LBI		1		LBI
	18	RBO		2		RBO
	19	LFO		1		LFO
	20	RFI	9		3+3+3	RFI3/RBI3
Reversed Kilian	21	LFI3		6+3		LFI3
	22	RFO3	8+4		2+3 3+4	RFO3/RBI3 /RFO3
“Kilian” (see text)	23	LFO		3		LFO
	24	RFI OpMo		2		RFI OpMo
	25	LBI		1		LBI
Open	26a	RBO3	5+1		2	RBO
	26b				1	LFI
Closed	26c	RFI-LBI SprE /RFI Rk- LBI /LBO	2  +1 +3		1+4 +3+1	RFI3 /RBO3/ RFO3 (with slight Td of left foot before 3rd 3-turn)
	27	RFO3	2+1		2+1	LBO Tw 1
	28	LBO	3		2+1 “and”	RFO3 XB-LBO (between cts 6 & 1)

Hold	Step No.	Lead Step	Number of beats of music			Follow Step
Kilian	29	XF-RBI		3		XF-RBI
	30a	LFO	6		3	LFO
Changing	30b				1+2	RFI3 /RBO Tw2/ RBO3 /RFI "Tw"
Closed	30c	RFI3	2+1		+3	
	30d	LFO-RFI /LFO-RFI3 (between cts 3&4)	3 "and"		3+3+2	
	30e	LFO-RBO (started briefly on 2 feet) /RBO	3		+1	
	30f	XF-LBI	2			
Changing	30g	XF-RBO	1			
Closed	31	XB-LBO		3		LFI
Reversed Kilian	32a	XF-RBI3 /RFO3	2+3 +1		1	RFO
	32b				1	LFI-Pr
	32c				4	RFO
Kilian	33	LFO3/LBI3	3+3+3		9	Cr-LFO
Open	34	RFI Sw OpCho		5		RFI Sw OpCho
	35	LBO		1		LBO
	36	XF-RBI		2		XF-RBI
	37	LBO-Ch		1		LBO-Ch
Kilian	38	RFO		3		RFO
	39	XB-LFI OpCho		2		XB-LFI OpCho
	40	RBO		1		RBO
	41	XF-LBO		2		XF-LBO
	42	RFO		1		RFO
	43	XB-LFI		3		XB-LFI
	44	Wd-RFI3		3+3		Wd-RFI3
	45	LFO		2		LFO
	46	RFI-Pr		1		RFI OpMo
Closed	47a	LFO-RFI /LFO3	2+		1	LBI
	47b		$\frac{1}{2}+\frac{1}{2}$		2	LBI-RBO

**GOLDEN WALTZ-LEAD — OPTIONAL PATTERN DANCE**



**GOLDEN WALTZ-FOLLOW — OPTIONAL PATTERN DANCE**



## MIDNIGHT BLUES

MUSIC RHYTHM: Blues 4/4  
TEMPO: 22 four-beat measures per minute; 88 beats per minute

ISU MUSIC  
INTRODUCTION: 32 beats, 21.8 seconds

PATTERN-TIMING: 1 = :49; 2 = 1:38; 3 = 2:27; 4 = 3:16

DURATION: Test 2 = 1:38  
Competition 2 = 1:38  
Adult Competition 2 = 1:38

SKATER'S  
CHOICE TIMING: See Skater's Choice Pattern Dance Timing Chart on the Members Only site

PATTERN: Set

TEST: International

SOLO TEST: All skaters test follow partner's steps except Steps 23 and 24. The lead partner's steps will be skated for Steps 23 and 24, changing back to the follow partner's steps on Step 25. Step 23 spiral not required and free leg position optional.

The Midnight Blues should be skated with strong edges and deep knee action to achieve the desired slow, rhythmic, relaxed and easygoing expression. Individual interpretation by the couple to add blues character is permitted, provided that the steps, free leg positions and positions/holds are maintained. The dance must be skated with the full pattern and deep lobes as described in the diagram.

### **“The Beginning Section” — Steps 1 to 4**

The dance begins with the couple in an unusual open position (reverse Foxtrot hold) skating progressive Steps 1 and 2 (which mirror each other) and should be skated on an even lobe that starts toward the center of the rink. On Step 3, the follow partner skates two fast “behind cross foot” three-turns (Steps 3a and 3b), turning on the last half count of beat three and the last half count of beat four while the lead partner joins the follow partner as the lead partner skates their RFO “behind cross foot” three-turn, turning on the last half count of beat four.

On Step 4a, the lead partner passes the follow partner (to track behind the follow partner) while the couple assumes a brief “Kilian” hold (with both of the lead partner's hands on the follow partner's hips). On this step (Step 4 for the follow partner), the couple commences with the free foot remaining crossed behind and then skate with “fan” leg kicks, ending with back coupées (on count three), after which the follow partner skates a slight change of edge on count four while the lead partner steps forward on a RFI (Step 4b) on count four of the same measure.

### **“The Swing Change to the Tuck” — Steps 5 to 9**

The couple skates two one-beat progressive/run steps (Steps 5 and 6) in closed hold before assuming outside hold during the swing before the change of edge for the beginning of Step 7. On Step 7, the lead partner skates a LFO while swinging the free leg forward on count four of the measure, changes edge to LFI and swings the free leg back on count one of the next measure, turns the three on count two of the next measure (while resuming closed hold), concluding with a leg lift. The follow partner matches this step with a RBO with back free leg swing, changing to RBI with forward free leg swing before the back three-turn and leg lift. On count one of the next measure, the lead partner skates a cross in front RBI (Step 8) while the follow partner performs a LFI progressive/run. The lead partner skates a wide LBI (Step 9a), then a RBO (Step 9b) concluding with a leg tuck on count four, while the follow partner steps wide onto their Step 9, turns their RFI three-turn on count two, and moves into a brief Kilian hold and concludes with a matching leg tuck.

### **“The Swoop” — Steps 10 to 12**

This section of the dance begins on count one with Step 10, a cross in front LBI for the lead partner and a LFO for the follow partner in closed hold. The lead partner commences their long nine-beat Step 11 on count two, turns a RBO three-turn on count three, executes a front coupée-RFI bracket on count four, a coupée behind on count one of the next measure; the lead partner then holds the RBO edge with their free foot extended back for three more counts whereupon the lead partner skates a change of edge (after which outside hold is assumed), extends their free leg forward (placing their left ankle under the follow partner's left ankle while the follow partner is in “attitude” position) for two beats, and concludes with a RBI rocker on the “and” at the end of count two of the next measure. The follow partner, during the lead partner's Step 11, skates a right progressive (Step 11a), then a LFO front coupée three-turn (Step 11b) while the lead partner turns their bracket. For Step 11c, after a RBO three-turn turned under the lead partner's left arm (turned on count two of the next measure), the couple resumes closed hold. The follow partner extends

their left leg backward, and as the follow partner changes edge to an outside, the couple assumes outside “hand-to-hand” hold (so the follow partner is now facing the lead partner with both hands extended) and places the follow partner's extended bent left leg behind the follow partner (across the follow partner's tracing) in the follow partner's “attitude” position (where the lead partner's left ankle touches the follow partner) for two beats (counts one and two of the next measure). The couple concludes this step with the follow partner's RFO rocker and the lead partner's RBI rocker on the “and” between counts two and three. On count three, the lead partner then thrusts strongly (in reverse outside hold) on to a LFO (Step 12) for the lead partner's LFO three on count four, while the follow partner skates a cross in front LBI and then turns their counterclockwise twizzle of one revolution, on count four as well, followed by a very short RBO on “and.”

#### “The Edge Section” — Steps 13 to 16

On Step 13, the follow partner skates a four-beat LFO. The lead partner skates a two-beat RBO (Step 13a) in closed hold and a LFO (Step 13b) for two beats in open hold. The couple skates a RFO cross roll (Step 14) as the lead partner turns their three-turn on count two and extends their free leg to match the follow partner's four-beat swing roll. This is followed by a LFO three-turn for the follow partner turned on count two of the next measure (the follow partner's Step 15), while the lead partner skates a LFO (Step 15a), cross behind RFI (Step 15b); concluding with a two-beat outside edge for both (Step 16 — a LFO for the lead partner and a RBO for the follow partner).

#### “The Ina Bauer” — Steps 17 to 21

The lead partner commences with a cross roll onto a RFO (Step 17a) and on count two skates a cross behind LFI into an “Ina Bauer” for two counts. The follow partner skates a back cross roll LBO turning a three-turn on count two, joining the lead partner in Kilian hold to match the “Ina Bauer” (both with body weight on the LFI and the right foot in reverse position on a RBI) followed by a fast three-turn on the count of “and” (without lifting the right foot off the ice). On count one, both skate a two-beat cross in front RBI (Step 18), followed by a very fast LBI (stepped wide by both) on the “and” between counts two and three. The section concludes (on Step 19) when the lead partner skates a RBO for four counts while the follow partner steps onto a RBO and immediately turns a back twizzle of one revolution on count four, then holds the edge for two beats, extending their leg to match the lead partner. Both conclude with a progressive/run, on beats three and four (Step 20 — LFO, and Step 21 — RFI)

#### “The Layover /Layback” — Steps 22 and 23

This section begins in Kilian hold with a LFO (Step 22) for both skaters on count one. Step 23 commences on count two, then the follow partner skates a RFI rocker on count three and briefly tucks their leg, holding the back edge for count four and assuming a “layback” position on count one of the next measure. The lead partner skates their RFI change of edge at the same time as the follow partner skates their rocker on count three, changing to outside hold.

Continuing on the lead partner's right foot, on count one the lead partner assumes a “layover” position, skating on their RFO with their free leg extended backwards while supporting the follow partner in their “layback” position (on their RBI) with their left leg extended to parallel the line of the lead partner's free leg. The partners' body positions should also be parallel and they should both be as horizontal to the ice as possible. These positions are held for two beats and are completed when they rise up to execute matching double three-turns on counts three and four. During the three-turns, the lead partner moves the follow partner from the lead partner's right side to the lead partner's left side in preparation for the next step.

#### “The Concluding Section” — Steps 24 to 26

The dance is concluded by the lead partner skating Step 24 as cross roll LFO three-turn (outside hold) on count two, while the follow partner skates their LBI (Step 24) followed by the couple skating a RBO in Kilian position (Step 25) on count three. On count four, the follow partner skates a cross cut LBI (Step 26a) while the lead partner commences their Step 26 with a cross cut. The follow partner then skates their Step 26b with a RBO swing roll as the partners mirror each other in reverse Foxtrot hold in preparation for the restart of the dance while the lead partner matches the follow partner's leg swing.

#### Definitions:

- **Attitude:** The free leg is bent at a 90-degree angle and brought up, out and behind.
- **Behind Cross-Foot Three:** A three-turn skated with the free foot crossed in behind the skating foot instead of at the heel.
- **Coupee:** The free foot is held up in contact with the skating leg from an open hip position so that the free foot is at right angles to the skating foot.
- **Cross Cuts:** Similar to cross roll as free leg crosses skating leg above the knee but skated wide onto same (not contrasting) curve.
- **Fan Leg Kick:** The free leg swings in an arc (45-degree angle) to the skating leg at hip height or higher.
- **Ina Bauer:** A movement on two feet in which the weight is on the front foot with the back foot extended in the opposite direction but behind the tracing of the leading (front) foot.
- **Tuck:** The free foot is held up in contact with the skating leg from a closed hip position (just below the knee).

INVENTOR: Roy Bradshaw, Sue Bradshaw, Mark Bradshaw, and Julie MacDonald

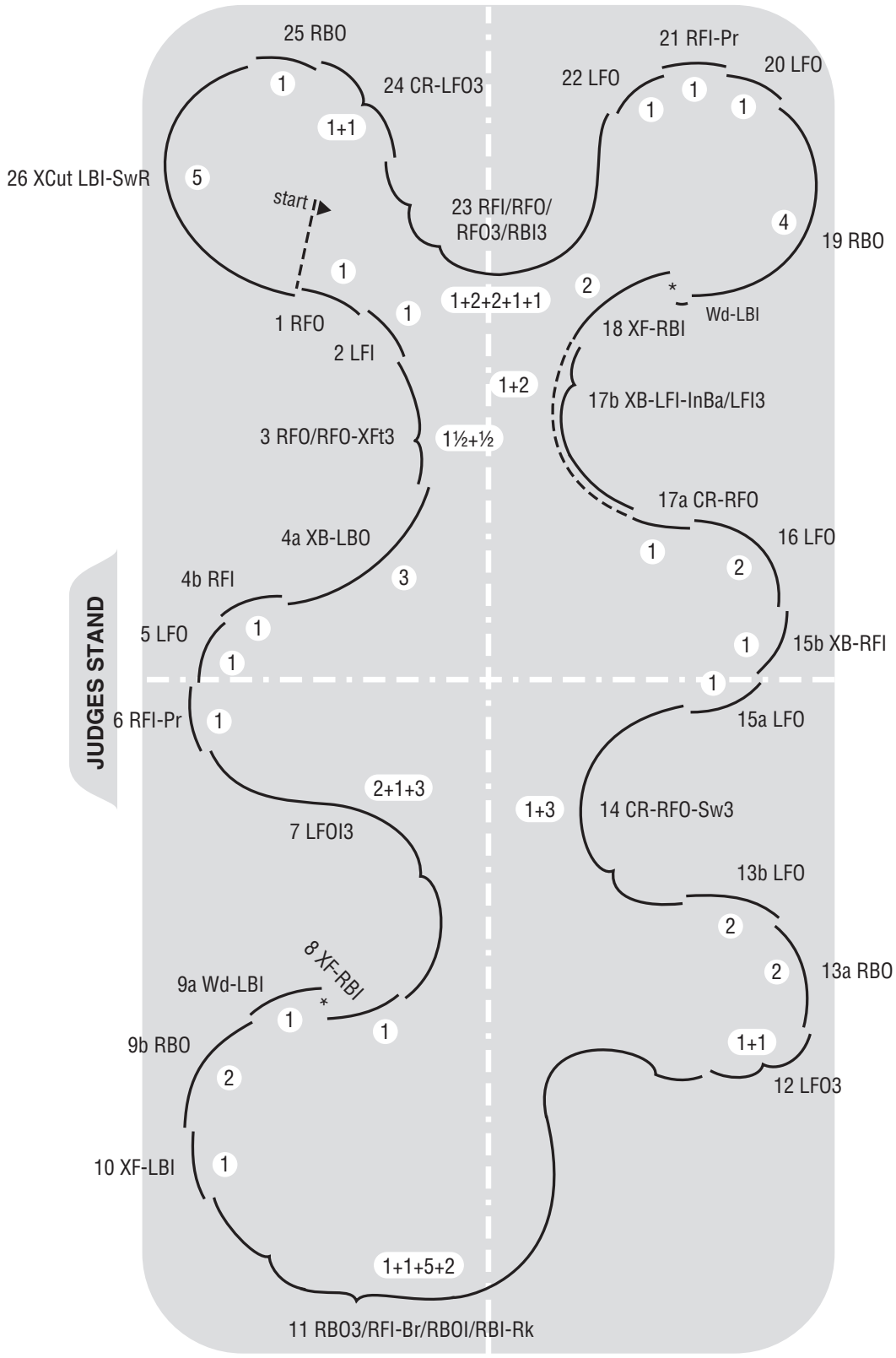
FIRST PERFORMED: Vancouver, Canada, March 2001



**MIDNIGHT BLUES — STEP CHART**

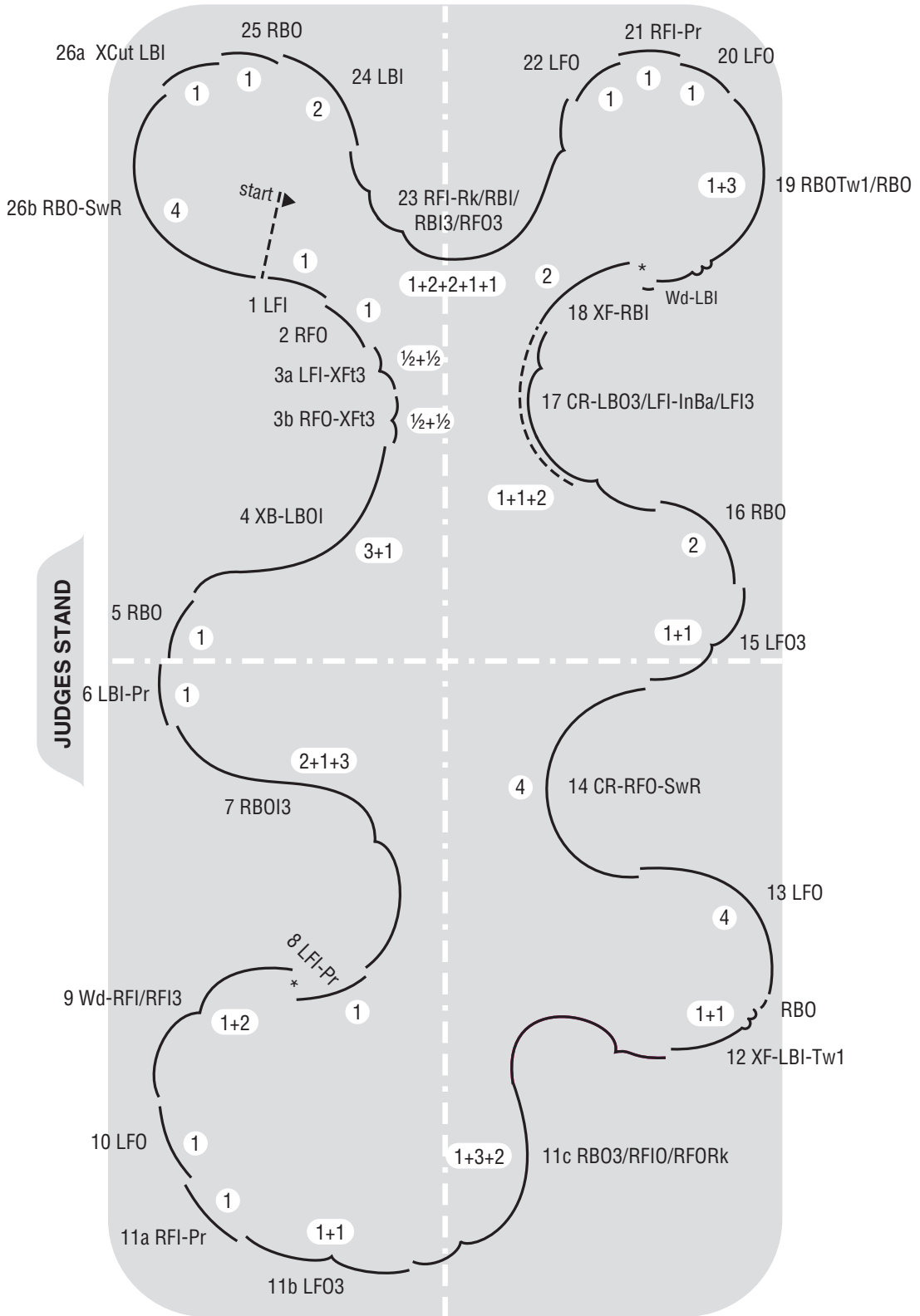
<b>Hold</b>	<b>Step No.</b>	<b>Lead Step</b>	<b>Number of beats of music</b>			<b>Follow Step</b>
Open	1	RFO		1		LFI
	2	LFI		1		RFO
	3a	RFO/ RFO XfT3	1 ½		½+½	LFI XfT3
	3b	RFO XfT3	+ ½		½+½	RFO XfT3
“Kilian” both lead partner’s hands on follow partner’s hips	4a	XB-LBO ‘fan’ leg kick to back coupé on ct 3	3		3+1	XB-LBOI ‘fan’ leg kick to back coupé on ct 3 change on ct 4
	4b	RFI (on ct 4)	1			
Closed	5	LFO		1		RBO
	6	RFI-Pr		1		LBI-Pr
Outside/Closed	7	LFOI3		2+1+3		RBOI3
	8	XF-RBI		1		LFI-Pr
Kilian	9a	Wd-LBI	1		1+2	Wd-RFI (on count 1)/ RFI3 followed by leg tuck
	9b	RBO concluded with leg tuck	2			
Closed	10	XF-LBI		1		LFO
	11a	RBO3/	1+1		1	RFI-Pr
	11b	-front coupé- RFI Br/RBO	+5		1+1	front coupé LFO3
Closed at ch of edge to Outside hand-to hand with arms extended	11c	-coupé behind -extension for RBOI/ RBI-Rk (between 2 & 3)	+2 “and”		1+3 +2 “and”	RBO3/ RFIO/ RFO-Rk (between 2 & 3)
Reverse Outside Hand-to hand with arms extended	12	LFO3	1+1		1+1 “and”	XF-LBI Twl RBO
	13a	RBO	2		4	LFO
Open	13b	LFO	2			
Closed	14	CR-RFOSw3	1+3		4	CR-RFO SwR
	15a	LFO	1		1+1	LFO3
	15b	XB-RFI	1			
	16	LFO		2		RBO
	17a	CR-RFO	1		1+1 +2 “and”	CR-LBO3/ LFI InBa /LFI3 (between counts 4 & 1)
Kilian	17b	XB-LFI InBa /LFI3 (between counts 4 & 1)	1+2 “and”		2 “and”	XF-RBI Wd-LBI (between 2 & 3)
	18	XF-RBI Wd-LBI (between 2 & 3)		2 “and”		XF-RBI Wd-LBI (between 2 & 3)
	19	RBO	4		1+3	RBOTwl/RBO
	20	LFO		1		LFO
	21	RFI-Pr		1		RFI-Pr
	22	LFO		1		LFO
Outside	23	RFI/RFO With layover on count 1 /RFO3/RBI3		1+2 +2  +1+1		RFI-Rk/RBI With layback on count 1/ RBI3/RFO3
	24	CR LFO3	1+1		2	LBI
Kilian	25	RBO		1		RBO
Open	26a	X-Cut LBI	5		1	X-Cut LBI
	26b	SwR			4	RBO SwR

# MIDNIGHT BLUES-LEAD — SET PATTERN DANCE



© ISU

MIDNIGHT BLUES-FOLLOW — SET PATTERN DANCE



© ISU

## RAVENSBURGER WALTZ

MUSIC RHYTHM: Waltz 3/4  
TEMPO: 66 three-beat measures per minute; 198 beats per minute

ISU MUSIC  
INTRODUCTION: 48 beats, 14.6 seconds

PATTERN-TIMING: 1 = :29; 2 = :58; 3 = 1:27; 4 = 1:56

DURATION: Test 2 = :58  
Competition 2 = :58  
Adult Competition 2 = :58

SKATER'S  
CHOICE TIMING: See Skater's Choice Pattern Dance Timing Chart on the Members Only site

PATTERN: Optional

TEST: International

SOLO TEST: All skaters test the follow steps

The Ravensburger Waltz should be skated with the character of a Viennese Waltz. A strong waltz feeling is achieved by a continuous, lilting knee action accenting counts one and four, and by stressing the "2 + 1" count of many of the steps.

The dance begins with Steps 1 to 3 of six beats each, in which the lead partner and the follow partner alternately execute inside three-turns on count three with the free leg being lifted, while the partner skates a six-beat swing roll. These turns are known as "Ravensburger-type" three-turns. These steps are skated in open hold for the first two beats, but in closed hold after the turn for the swing roll during beats four, five and six. On Step 4, the follow partner turns a forward inside twizzle of one revolution under the lead partner's left arm on count two, followed by a fast mohawk turn onto the LBI (Step 5) for count three. The partners retain closed hold during the chassé and six-beat swing roll that follow as Steps 5 to 8.

The follow partner's Steps 10 to 13b are also turned under the lead partner's left arm with a transition into an open mohawk to change to Kilian hold on Step 13b. The follow partner may move their right hand as they wish during Steps 17 and 18. A change of edge at the end of Step 18 is skated by both partners.

Steps 20 to 27 are skated in Kilian hold, interrupted on Step 22 by the follow partner skating a twizzle of one revolution under the lead partner's left arm on the "and" at the end of count two, followed by a RFI on count three. Steps 24 to 25 and 26 to 27 constitute a chassé and a progressive, followed by a LFI three-turn for the follow partner that is turned under the lead partner's left arm into a closed hold on Step 28.

The follow partner's one-rotation back outside twizzle on Step 30 followed by a step forward is turned under the lead partner's left arm while the lead partner turns a three on count three of the measure. This leads to a chassé for both partners in open hold. Steps 32 to 36 are skated in open hold. The follow partner's swing rocker on Step 36 is similar to that in the Rocker Foxtrot. Steps 38 to 41 are skated in closed hold.

During the follow partner's closed choctaw on Steps 37 and 38, a change from open to closed hold occurs. Step 39 for the lead partner is a two-beat three-turn, and Step 40 for the follow partner is a quick one-beat three-turn in closed position. These constitute the "walk-around" threes with the fast timing for the follow partner matching the syncopation of the music.

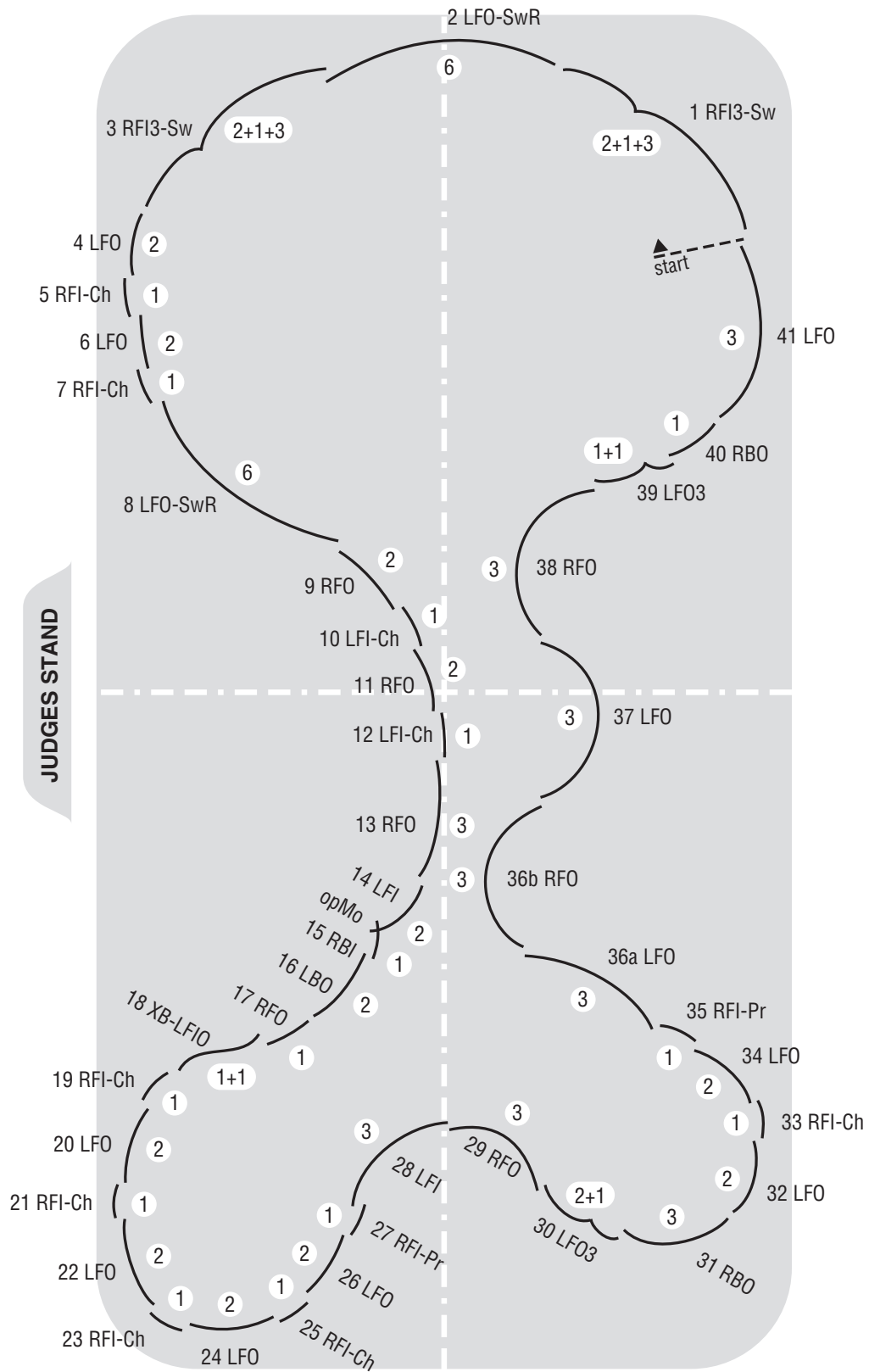
INVENTORS: Angelika and Erich Buck and Betty Callaway

FIRST PERFORMED: West German Figure Skating Championships, Krefeld, 1973

## RAVENSBURGER WALTZ — STEP CHART

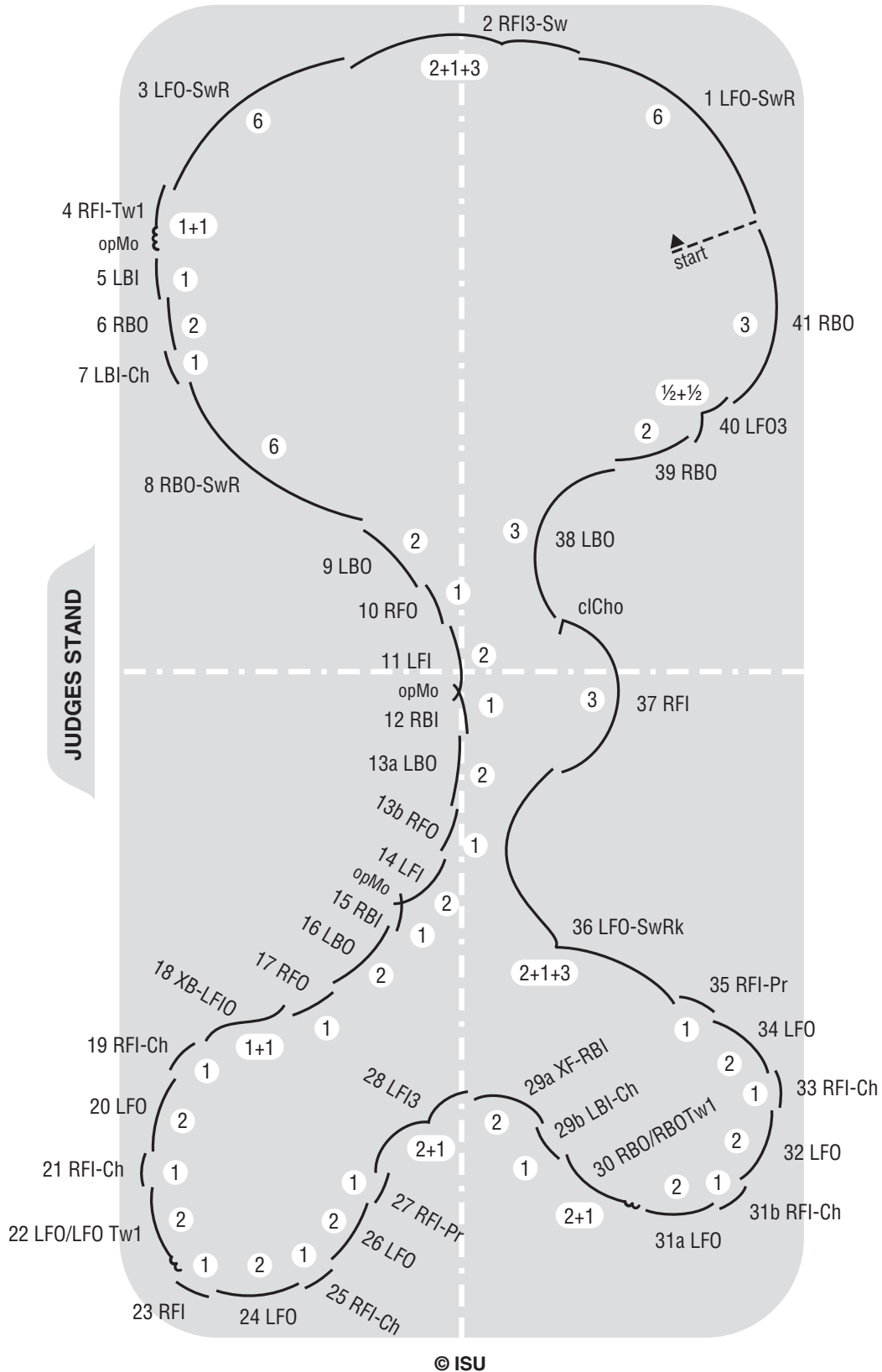
Hold	Step No.	Lead Step	Number of beats of music			Follow Step
Closed	1	RFI3 Sw	2+1+3		6	LFO-SwR
	2	LFO-SwR	6		2+1+3	RFI3 Sw
	3	RFI3 Sw	2+1+3		6	LFO-SwR
	4	LFO	2		1+1 "and"	RFI-Tw 1 /RFI OpMo (between 2 & 3)
	5	RFI-Ch		1		LBI (exit Mo)
	6	LFO		2		RBO
	7	RFI-Ch		1		LBI-Ch
	8	LFO-SwR		6		RBO-SwR
	9	RFO		2		LBO
	10	LFI-Ch		1		RFO
	11	RFO		2		LFI OpMo
	12	LFI-Ch		1		RBI
	13a	RFO	3		2	LBO
Kilian	13b				1	RFO
	14	LFI OpMo		2		LFI OpMo
	15	RBI		1		RBI
	16	LBO free leg behind		2		LBO free leg behind
	17	RFO		1		RFO
	18	XB-LFIO		1+1		XB-LFIO
	19	RFI-Ch		1		RFI-Ch
	20	LFO		2		LFO
	21	RFI-Ch		1		RFI-Ch
	22	LFO	2		2 "and"	LFO /LFOTw 1 (between 2 & 3)
	23	RFI-Ch		1		RFI
	24	LFO		2		LFO
	25	RFI-Ch		1		RFI-Ch
	26	LFO		2		LFO
	27	RFI-Pr		1		RFI-Pr
Closed	28	LFI	3		2+1	LFI3
	29a	RFO	3		2	XF-RBI
	29b				1	LBI-Ch
	30	LFO3		2+1		RBO /RBOtw 1
	31a	RBO	3		2	LFO
	31b				1	RFI-Ch
Open	32	LFO		2		LFO
	33	RFI-Ch		1		RFI-Ch
	34	LFO		2		LFO
	35	RFI-Pr		1		RFI-Pr
	36a	LFO	3		2+1 +3	LFO-sw Rk (turned on count 3, leg swing on count 4)
Closed	36b	RFO	3			
Open	37	LFO		3		RFI CICho
Closed	38	RFO		3		LBO
	39	LFO3	1+1		2	RBO
	40	RBO	1		½+½	LFO3
	41	LFO		3		RBO

**RAVENSBURGER WALTZ-LEAD — OPTIONAL PATTERN DANCE**



© ISU

**RAVENSBURGER WALTZ-FOLLOW — OPTIONAL PATTERN DANCE**



© ISU

## RHUMBA

MUSIC RHYTHM: Rhumba 4/4  
TEMPO: 44 two-beat measures per minute; 176 beats per minute

ISU MUSIC  
INTRODUCTION: 32 beats, 10.9 seconds

PATTERN-TIMING: 1 = :15; 2 = :30; 3 = :45; 4 = 1:00

DURATION: Test 3 = :45  
Competition 4 = 1:00  
Adult Competition 3 = :45

SKATER'S  
CHOICE TIMING: See Skater's Choice Pattern Dance Timing Chart on the Members Only site

PATTERN: Optional

TEST: International

The Rhumba is a lively but soft and subtle dance that must be skated with hidden power and control.

The Rhumba is skated in Kilian hold throughout with both partners executing the same steps. The dance starts with a chassé followed by a double change of edge on Step 3. The left forward outside edge is held for two beats while the free foot is brought to the side of the skating foot followed by a lift and a pronounced outward movement on beat three coinciding with a rise of the skating knee as the edge is changed to inside and then back to outside. Step 4, which is crossed in front, is followed by a bold outside edge on Step 5.

Step 6 is a cross roll, and Step 7 is a cross behind. The right foot is then extended wide (the lead partner's right leg passes over the lead partner's left) for Step 8. Step 9 is placed at the side of the right foot, and then Step 10 is crossed behind. Steps 10 to 14 are held for four beats each with each step commencing on the third beat of the measure. A further wide step is made on Step 11 with the follow partner crossing their leg in front of the lead partner's and, on this edge, the lead partner takes the lead. Step 12 is a wide-stepped crossed in front open choctaw immediately followed by a back wide-stepped crossed behind closed choctaw on Step 13. On the latter the left foot is drawn back and placed inside the circle. The free leg must be well controlled after the turn so that it moves forward immediately to ensure that the second choctaw is a choctaw and not a mere step forward. Care must be taken to ensure that a full four-beat edge is skated after both choctaws.

In order to facilitate the simultaneous three-turns on Step 14, the follow partner must move slightly ahead of the lead partner. The free leg swings in front before the turn. The free leg position after the turn is optional. Step 15 is a cross roll, and Step 16 is crossed in front in order to facilitate stepping forward to restart the dance.

Care must be taken to preserve the smoothness of the Rhumba and to prevent the dance from becoming excessively bouncy or jerky. The tendency to jump Steps 8 and 11 must be avoided. If these steps and the choctaws are not stepped wide enough, the dance loses much of its strength.

INVENTOR: Walter Gregory

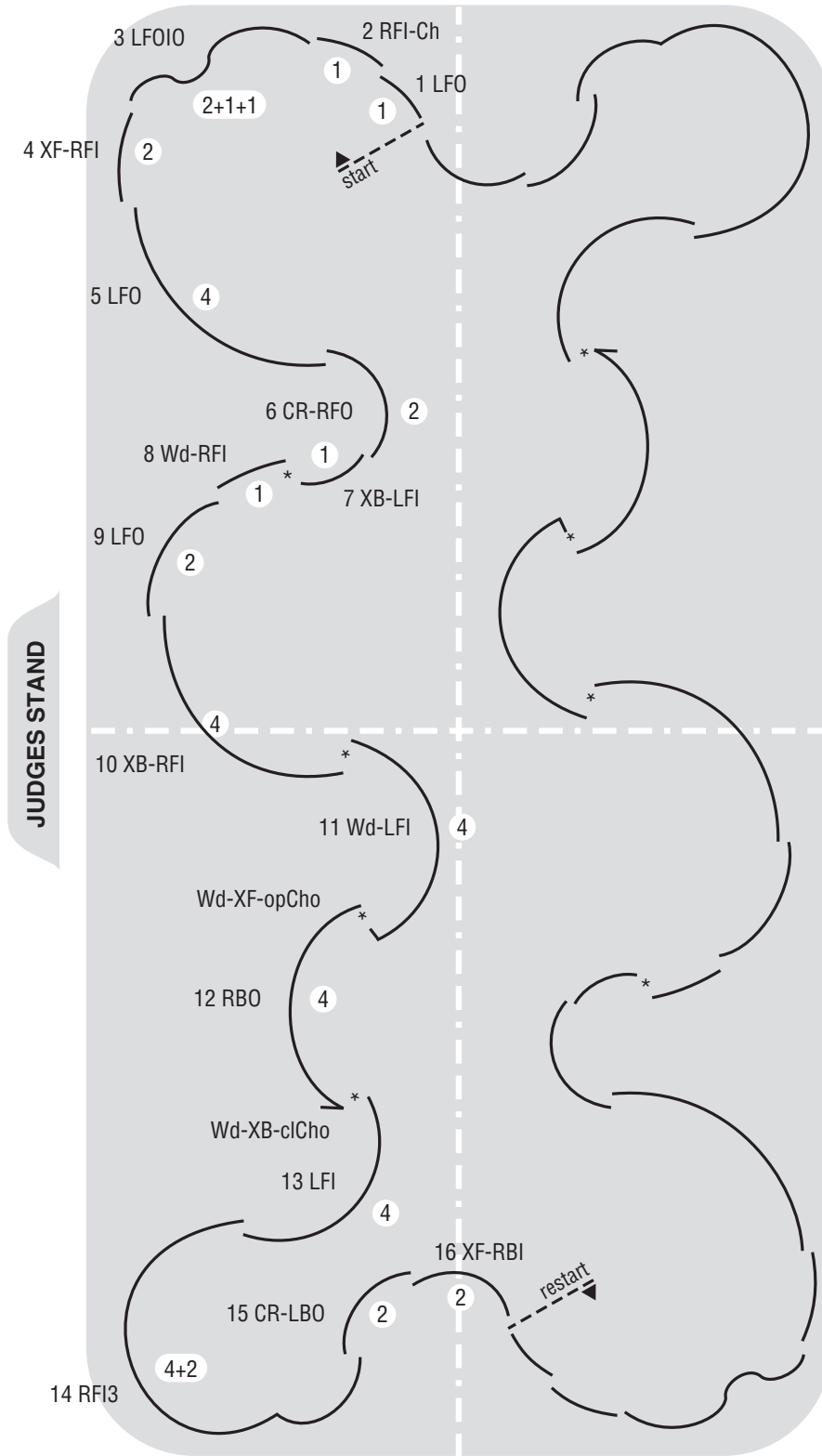
FIRST PERFORMED: Westminster Ice Rink, London, England, 1938



**RHUMBA — STEP CHART**

<b>Hold</b>	<b>Step No.</b>	<b>Step (same for both)</b>	<b>Number of beats of music</b>
Kilian	1	LFO	1
	2	RFI-Ch	1
	3	LFOIO	2+1+1
	4	XF-RFI	2
	5	LFO	4
	6	CR-RFO	2
	7	XB-LFI	1
	8	Wd-RFI	1
	9	LFO	2
	10	XB-RFI	4
	11	Wd-LFI Wd-XF Op Cho	4
	12	RBO Wd-XB-C1 Cho	4
	13	LFI	4
	14	RFI3	4+2
	15	CR-LBO	2
	16	XF-RBI	2

# RHUMBA — OPTIONAL PATTERN DANCE



© ISU

## SILVER SAMBA

MUSIC RHYTHM: Samba 2/4  
TEMPO: 54 two-beat measures per minute; 108 beats per minute

ISU MUSIC  
INTRODUCTION: 32 beats, 17.8 seconds

PATTERN-TIMING: 1 = :30; 2 = :59; 3 = 1:29; 4 = 1:58

DURATION: Test 2 = :59  
Competition 2 = :59  
Adult Competition 2 = :59

SKATER'S  
CHOICE TIMING: See Skater's Choice Pattern Dance Timing Chart on the Members Only site

PATTERN: Optional

TEST: International

The dance begins with the partners in Kilian hold as they skate two run sequences. Steps 4 and 8, after each run sequence, are skated as a “quick cross-over slip RFI.” This is a movement in which the right free foot during the third step (LFO) of the run is held at full extension, and as it takes the ice for Steps 4 and 8 (RFI cross), the left foot on becoming the free foot is quickly slipped behind and sideways across the tracing just clear of the ice, becoming fully extended and pointing downward to accentuate the rhythm.

The follow partner then skates an open swing three-turn into closed hold, with a brief lift of the free leg after the turn (Step 9) while the lead partner skates a slide chassé with the free foot passing forward (Steps 9 a and 9 b). Then the partners dance a series of chassés in the character of the Samba (Steps 10 to 17) on a curved pattern. Steps 12 and 13 and 16 and 17 are skated as slide chassés with the lead partner slipping their left free leg turned out and forward while the follow partner matches by extending their right free leg backward.

On Step 18 the partners skate a two-beat deep inside swing roll (lead partner LFI, follow partner RBI). Then they skate a series of chassés away from the center of the rink toward the barrier on an evenly curved pattern (Steps 19 to 22). Step 23 is a two-beat swing.

After both partners skate a chassé (Steps 24 and 25), the lead partner skates a three-turn into Kilian hold (Step 26), while the follow partner skates a RBO followed by a LBI cross in front to join the lead partner in skating a RBO for three beats (Step 27). The timing of the lead partner's three (the lead partner's Step 26) is unusual in that the lead partner steps on count four and turns on count one of the measure.

Both partners then skate a cross roll LBO (Step 28) and, on Step 29, a cross-in-front right back inside and change of edge to outside with a triple swing of the free leg (forward, back, forward to coincide with the music). The rest of the dance is skated in Kilian hold, and after Steps 30 and 31 the remaining steps consist of four step-chassé-step sequences (the so-called “inside chassés” as the second and third step of each are inside edges — Steps 33 and 34, 36 and 37, 39 and 40, and 42 and 43a), five slip/slide steps, and two inside edges with the free leg held behind, crossing the tracing. The timing of the slip steps is one, one, half, half, one (although for this last slip step — Step 47 — the foot remains on the ice for half a beat, before the half-beat leg lift). A tuck action of the foot is required on the two inside edges Steps 48 and 49.

Individual interpretation by couples to add Samba character is permitted provided that the integrity of steps, free leg positions and holds is maintained.

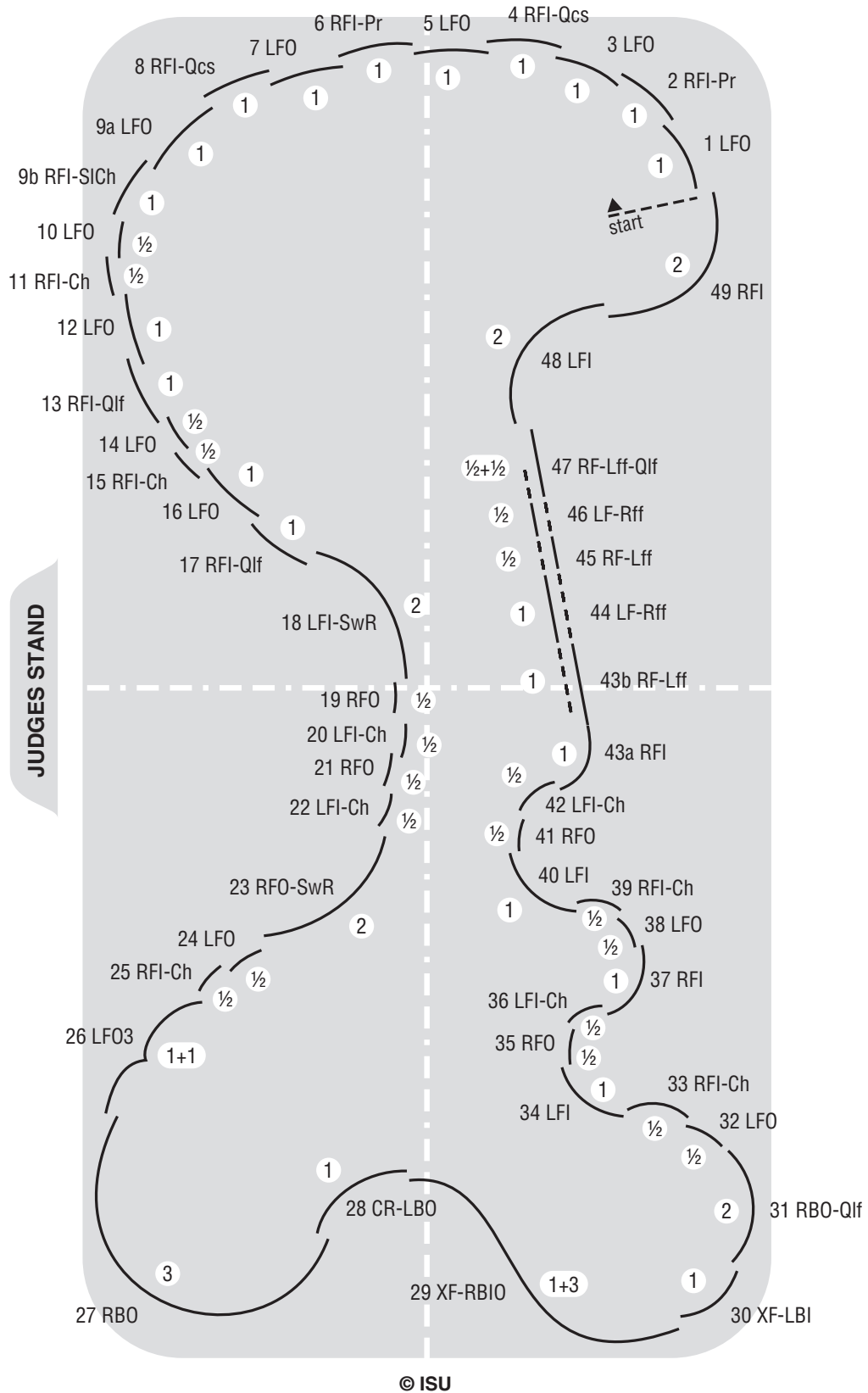
INVENTORS: Courtney J.L. Jones and Peri V. Horne

FIRST PERFORMED: Queen's Ice Rink, London, England, 1963

**SILVER SAMBA — STEP CHART**

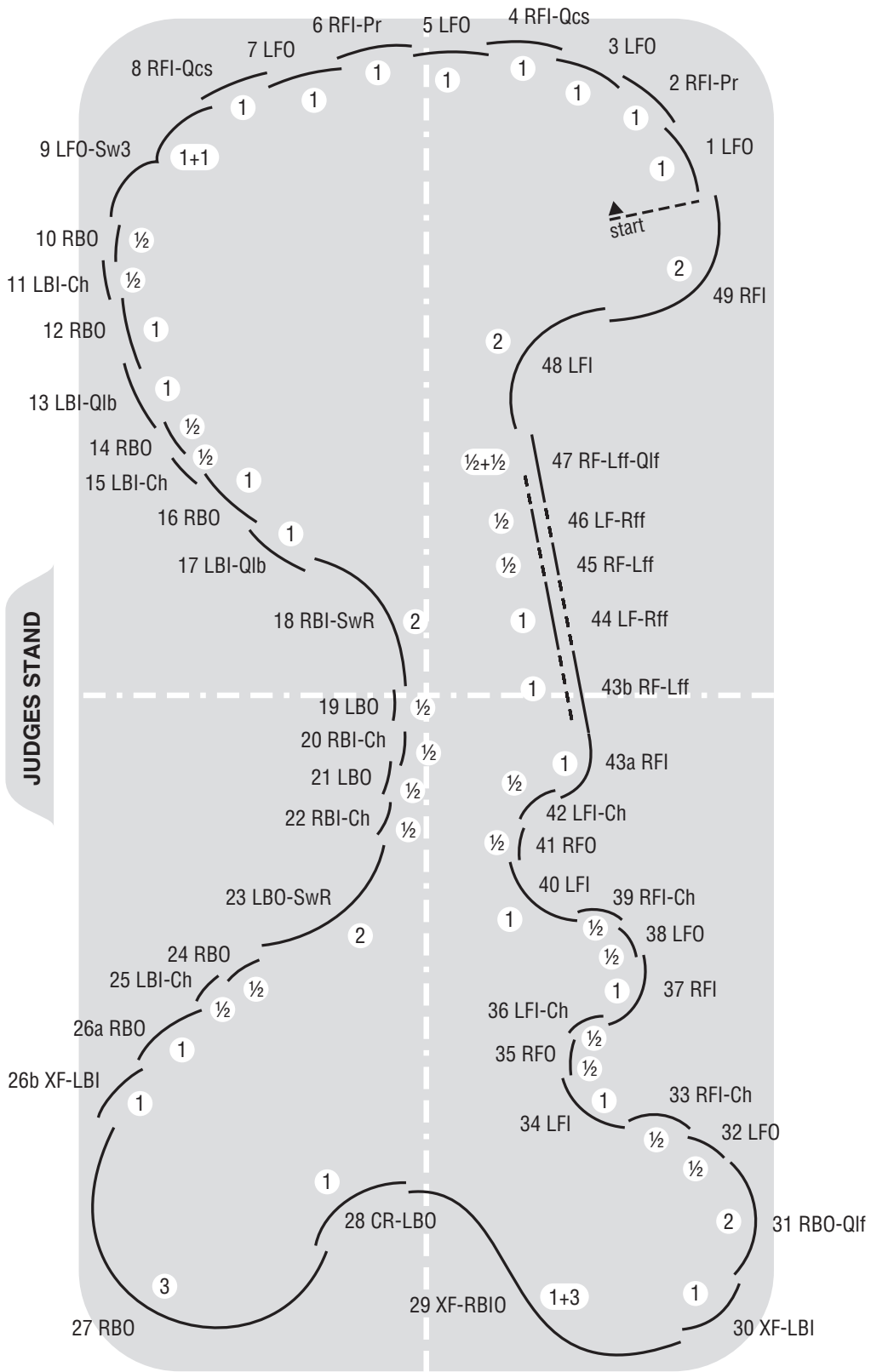
<b>Hold</b>	<b>Step No.</b>	<b>Lead Step</b>	<b>Number of beats of music</b>			<b>Follow Step</b>
Kilian	1	LFO		1		LFO
	2	RFI-Pr		1		RFI-Pr
	3	LFO		1		LFO
	4	RFI-Qcs		1		RFI-Qcs
	5	LFO		1		LFO
	6	RFI-Pr		1		RFI-Pr
	7	LFO		1		LFO
	8	RFI-Qcs		1		RFI-Qcs
	9a	LFO	1		1+1	LFOSw3
Closed	9b	RFI-Sl Ch	1			
	10	LFO		½	RBO	
	11	RFI-Ch		½	LBI-Ch	
	12	LFO		1	RBO	
	13	RFI-Qlf		1	LBI-Qlb	
	14	LFO		½	RBO	
	15	RFI-Ch		½	LBI-Ch	
	16	LFO		1	RBO	
	17	RFI-Qlf		1	LBI-Qlb	
	18	LFI-SwR		2	RBI-SwR	
	19	RFO		½	LBO	
	20	LFI-Ch		½	RBI-Ch	
	21	RFO		½	LBO	
	22	LFI-Ch		½	RBI-Ch	
	23	RFO-SwR		2	LBO-SwR	
	24	LFO		½	RBO	
	25	RFI-Ch		½	LBI-Ch	
	26a	LFO3	1+1		1	RBO
26b				1	XF-LBI	
Kilian	27	RBO		3	RBO	
	28	CR-LBO		1	CR-LBO	
	29	XF-RBIO (swing free leg forward-back-forward)		1+3	XF-RBIO (swing free leg forward-back-forward)	
	30	XF-LBI		1	XF-LBI	
	31	RBO-Qlf		2	RBO-Qlf	
	32	LFO		½	LFO	
	33	RFI-Ch		½	RFI-Ch	
	34	LFI		1	LFI	
	35	RFO		½	RFO	
	36	LFI-Ch		½	LFI-Ch	
	37	RFI		1	RFI	
38	LFO		½	LFO		
39	RFI-Ch		½	RFI-Ch		
Kilian	40	LFI		1	LFI	
	41	RFO		½	RFO	
	42	LFI-Ch		½	LFI-Ch	
	43a	RFI		1	RFI	
	43b	RF-Lff		1	RF-Lff	
	44	LF-Rff		1	LF-Rff	
	45	RF-Lff		½	RF-Lff	
	46	LF-Rff		½	LF-Rff	
	47	RF-Lff Qlf at end		½ +½	RF-Lff Qlf at end	
	48	LFI		2	LFI	
49	RFI		2	RFI		

**SILVER SAMBA-LEAD — OPTIONAL PATTERN DANCE**



© ISU

# SILVER SAMBA-FOLLOW — OPTIONAL PATTERN DANCE



© ISU

## TANGO ROMANTICA

MUSIC RHYTHM: Tango 4/4  
TEMPO: 28 four-beat measures per minute; 112 beats per minute

ISU MUSIC  
INTRODUCTION: 32 beats, 17.1 seconds

PATTERN-TIMING: 1 = :52; 2 = 1:43; 3 = 2:35; 4 = 3:27

DURATION: Test 2 = 1:43  
Competition 2 = 1:43  
Adult Competition 2 = 1:43

SKATER'S  
CHOICE TIMING: See Skater's Choice Pattern Dance Timing Chart on the Members Only site

PATTERN: Optional

TEST: International

This a romantic dance which is skated in a soft, lyrical and sinuous lead partner with both a soft and strong character where appropriate; however, deep edges are necessary to convey its mood.

Steps 1 to 11 are skated in closed hold. The follow partner places their right hand on the lead partner's left shoulder with both partners' left arms extended. The introductory steps should finish with an open stroke to facilitate skating the first step of the dance that begins on the fourth beat of the measure. The lead partner starts on a left forward outside edge with their right foot on the ice to the side; the follow partner starts on a right backward outside edge with their left foot on the ice to the side (both partners are on two feet during one beat). Both partners execute double three-turns with a side lift of the free leg for two beats (the "Helicopter"). Step 2 is crossed widely with both feet on the ice and the right knee bent. At the end of this step, the lead partner skates a left forward inside edge and brings their feet together; the follow partner simply straightens their right knee on the first beat of the measure and brings their feet together.

On Step 5, the lead partner executes a swing "twizzle-like" motion ("Tw 1" — their body turns one full, continuous rotation, but the skating foot does not technically execute a full turn), while the follow partner does a swing three completed with an open inside choctaw. During the swing, the lead partner places their right hand on the follow partner's left hip on the first beat of the measure. The follow partner covers the lead partner's hand with the follow partner's left and they join their free hands overhead. They skate in this hold for one beat. The lead partner's "twizzle-like" motion and the follow partner's choctaw are performed simultaneously on the "and" between counts two and three of the measure. On Step 7 the lead partner skates a chassé while the follow partner skates an open mohawk, both on the "and" between counts four and one of the measure, followed by the one-beat LBI exit from the follow partner's mohawk and the lead partner's LFO.

During Step 8, the follow partner places their right hand on the lead partner's right shoulder and places their left hand behind their back to clasp the lead partner's right hand. Step 9 begins as a cross roll and finishes with a change of edge for both. At the end of this step, the follow partner performs a counterclockwise back inside twizzle of one rotation without releasing their left hand on "and" between counts two and three. On Step 10 the lead partner's left hand is extended while the follow partner's right hand rests on the lead partner's left shoulder with the follow partner's left hand and the lead partner's right hand joined on the follow partner's left hip. The free legs cross on the first beat of the measure, and then on the second beat they close their free legs and take an outside hold. A progressive sequence leads to Step 14 when the lead partner skates a closed mohawk and the follow partner skates a RFI three-turn in open hold.

The series of Steps 15 to 26 are skated very softly with bent knees and deep edges. Step 15 is skated in Reversed Kilian hold in syncopation with the rhythm of the music with the XF-LBI being held for two beats followed by a very short RBO on the "and" between beats four and one. Steps 16 to 19 are a series of cross steps skated in Kilian hold. Steps 20 to 22 are skated in Reversed Kilian hold and culminate in their matching crossed rocker turns. Steps 19 and 22 may be slightly wide stepped. Steps 23 to 25 are skated in Kilian hold. On Step 24 the partners execute a crossed inside three-turn together, then on Step 25 the lead partner skates an open mohawk while the follow partner skates another inside three-turn, but not crossed this time.

Steps 26 and 27 are performed in closed hold on deeply bent knees. Step 28 is a four-beat cross roll of which the first two beats are performed in reversed outside hold. The follow partner takes the usual outside hold on the third beat (known as the "criss-cross" movement — the follow partner using the cross rolls to change side) and raises their right knee until the skate almost touches their left knee. At the same time, the lead partner draws their free leg to their skating foot. The follow partner swings their right leg forward and crosses over the lead partner's right leg on the fourth beat of the measure. On Step 29, the follow partner touches the ice with their right foot and the right knee bent, left leg extended, both blades on outside edges. At the same time the lead partner

skates a LBO and quickly extends their right leg to skate a wide RBI. There are several acceptable options in the lead manner in which the lead partner performs this that are used for dramatic effect. Both partners skate close together on both feet for two beats. On the third beat, the follow partner turns a three-turn that places the partners in closed hold. The lead partner then turns a three on Step 30.

Steps 31 and 32 are skated in closed hold. These are followed by the rapid running Steps 33 and 34 in open hold. On Step 35, both partners skate LFO on the third beat of the measure, and then on the fourth beat, the follow partner turns a rocker (the follow partner's Step 35a). While performing the rocker, the follow partner places their left hand on the lead partner's right shoulder, and the follow partner's right hand and the lead partner's left hand join on the follow partner's right hip. The lead partner's right hand is extended. The lead partner strikes their Step 35b in closed hold and during their swing moves to the side of the follow partner for the lead partner's swing closed choctaw. On the first beat of the next measure (second beat of the follow partner's LBO), the follow partner extends their right leg forward, returning it to the skating leg on the second beat of the same measure (third beat of the follow partner's edge). On the third beat of this measure the follow partner skates a RBI (the follow partner's Step 35b) and swings their free leg back while the lead partner lifts their free leg. On the fourth beat of the measure, the follow partner turns a three (the follow partner's Step 35c), waving their right hand overhead while the lead partner skates a swing closed choctaw.

On Step 36, the partners skate backward in open hold with the follow partner's right hand on the lead partner's left shoulder. They then simultaneously swing their left arms, the follow partner swings their left leg as the follow partner turns their RBO3 and the lead partner their right. On the fourth beat of the measure, the partners place their left hand on each other's right elbows, moving their free legs first to the side, and then the follow partner crosses behind and the lead partner in front. Step 37 is a left forward inside closed choctaw for the follow partner and a change of edge for the lead partner. Step 38 is crossed in front.

Steps 38 to 44 are a chassé and progressive sequence skated in Reversed Kilian hold. On Step 44, which commences on the first beat of the measure, the partners extend their right arms forward parallel, then the follow partner takes the lead partner's right hand with the follow partner's left going into open hold to skate a left forward inside closed choctaw.

During Step 45, the free legs are drawn to the skating legs on the second beat of the measure, and on the third beat the follow partner extends their free leg forward. The exit from the follow partner's choctaw is concluded by a RBO twizzle of one revolution. The lead partner skates a three-turn on Step 45b. During this step, the partners are in reverse outside hold.

Steps 46 to 49 are a chassé sequence skated in open hold. Step 49 commences as a cross roll, and then at its end there is a very quick change of edge. The follow partner then skates a three-turn to finish in closed hold ready to restart the dance. The dance concludes on beat three of the measure.

INVENTORS: Ljudmila Pakhomova, Aleksandr Gorshkov and E. Tchaikovskaja

FIRST PERFORMED: Moscow, Russia, 1974

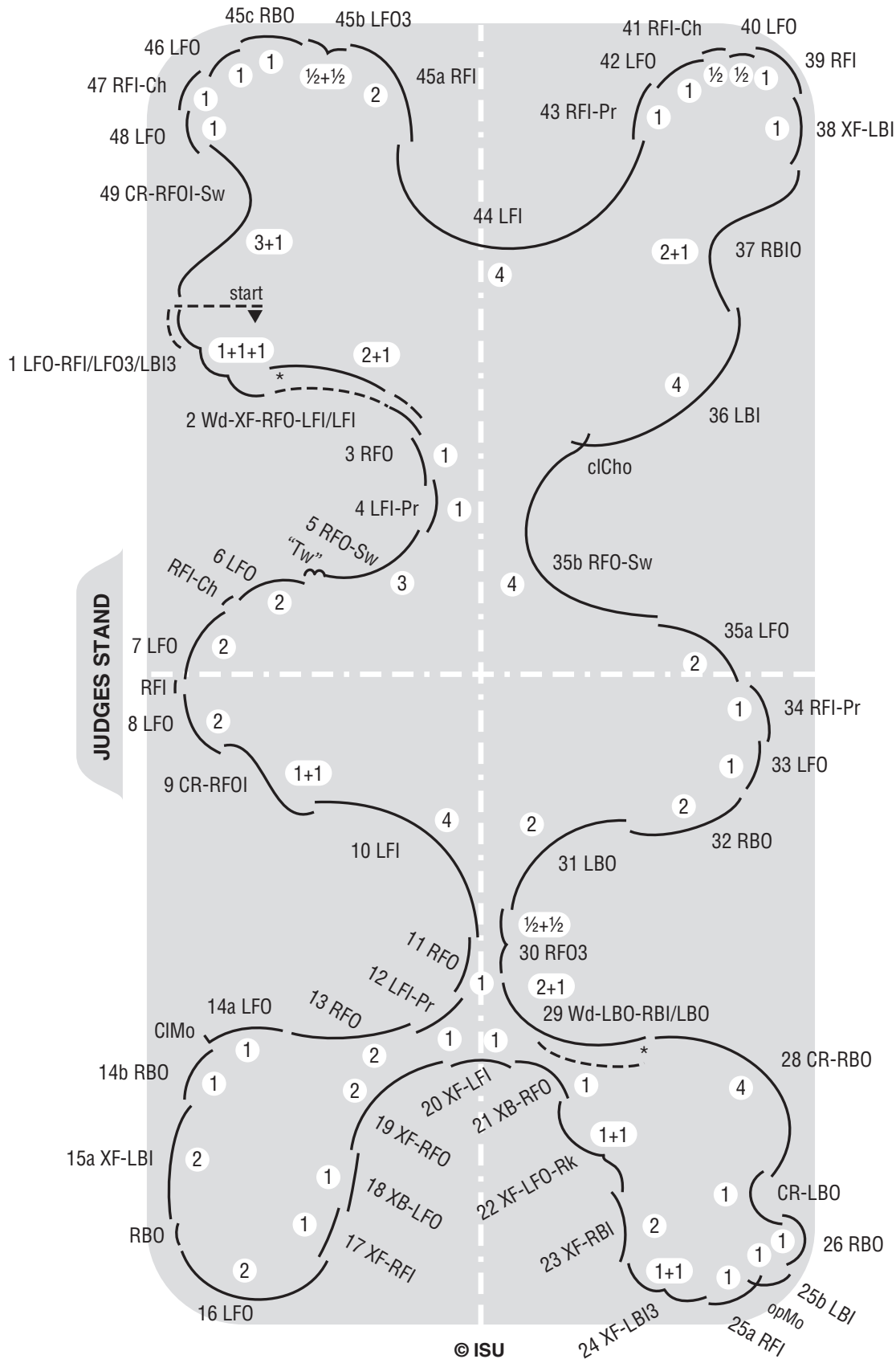
### TANGO ROMANTICA — STEP CHART

Hold	Step No.	Lead Step	Number of beats of music			Follow Step
Closed	1	LFO-RFI foot to side /LFO3/LBI3	1+ (musical count 4) 1+1			RBO-LBI foot to side /RBO3/RFI3
	2	Wd-XF-RFO-LFI /LFI (feet together)		2 +1		Wd-XB-LBO-RBI /RBI (feet together)
	3	RFO		1		LBO
	4	LFI-Pr		1		XF-RBI
	5	RFO-Sw "Tw" between 2,3	3 "and"		1+2 "and"	LBO-Sw3 OpCho RBO between 2,3
	6	LFO		2		XF-LBI
	7	RFI-Ch between counts 4&1 /LFO /RFI between counts 2&3	2 "and"	"and"	2	RFI OpMo Between cts 4&1 /LBI (exit edge Mo)
	8	LFO		2		RBO
	9	CR-RFOI	1+1		1+1 "and"	CR-LBOI /LBI-Tw1 (between cts 2,3)
	10	LFI		4		RBI

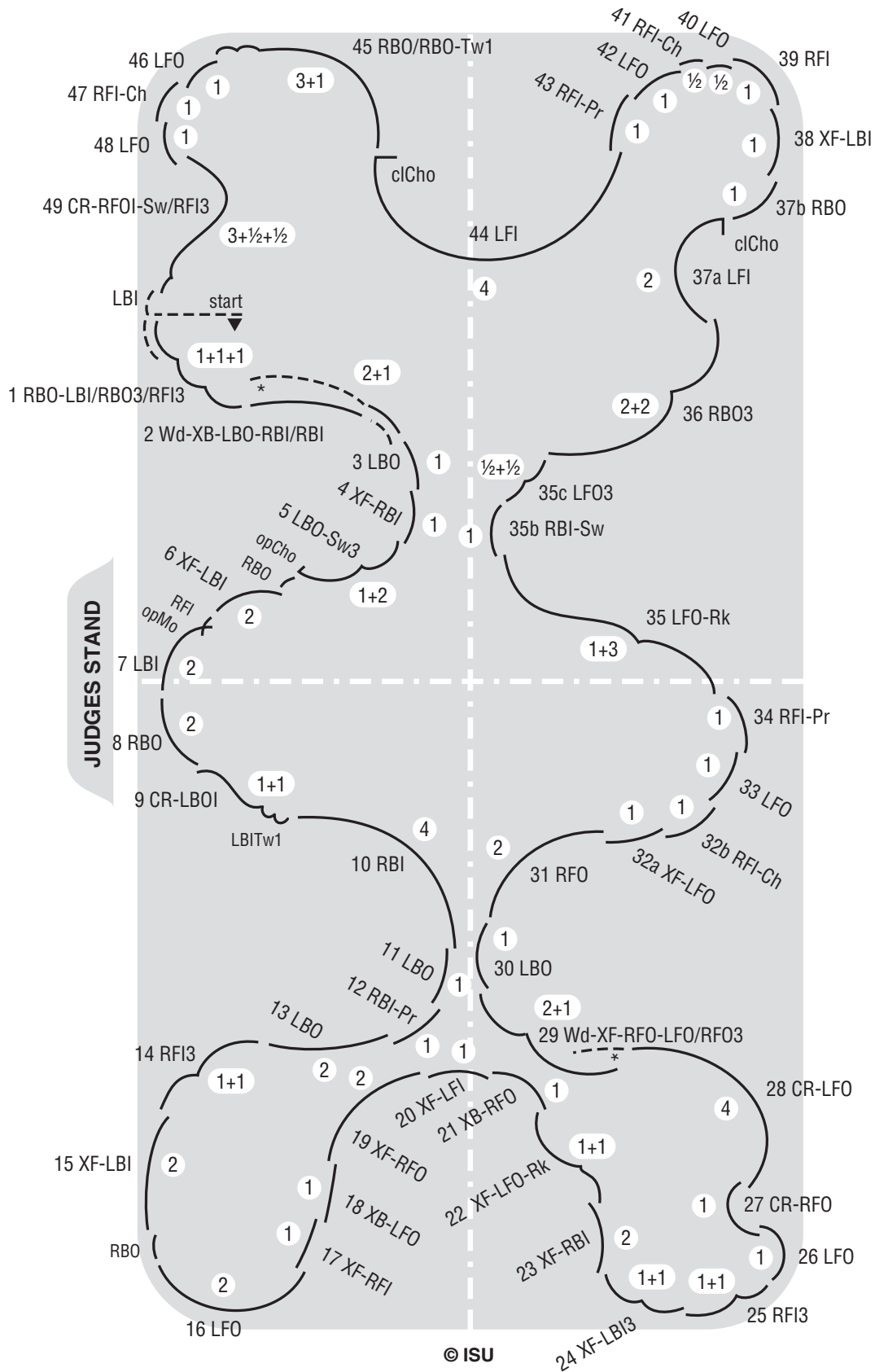


Hold	Step No.	Lead Step	Number of beats of music			Follow Step
Outside	11	RFO		1		LBO
	12	LFI-Pr		1		RBI-Pr
	13	RFO		2		LBO
	14a	LFO CIMo	1		1+1	RFI3
	14b	RBO	1			
Reversed Kilian	15	XF-LBI /RBO (between cts 2 & 3)		2 "and"		XF-LBI /RBO (between cts 2&3)
Kilian	16	LFO		2		LFO
	17	XF-RFI		1		XF-RFI
	18	XB-LFO		1		XB-LFO
	19	XF-RFO		2		XF-RFO
Reversed Kilian	20	XF-LFI		1		XF-LFI
	21	XB-RFO		1		XB-RFO
	22	XF-LFO-Rk		1+1		XF-LFO-Rk
Kilian	23	XF-RBI		2		XF-RBI
	24	XF-LBI3		1+1		XF-LBI3
	25a	RFI OpMo	1		1+1	RFI3
	25b	LBI	1			
Closed	26	RBO		1		LFO
	27	CR-LBO		1		CR-RFO
Reverse Outside to Outside	28	CR-RBO		4		CR-LFO
	29	Wd-LBO-RBI /LBO		2 +1		Wd-XF-RFO-LFO /RFO3
Closed	30	RFO3	$\frac{1}{2}+\frac{1}{2}$		1	LBO
	31	LBO		2		RFO
	32a	RBO	2		1	XF-LFO
	32b				1	RFI-Ch
Open	33	LFO		1		LFO
	34	RFI-Pr		1		RFI-Pr
	35a	LFO	2		1+3	LFO-Rk
Closed	35b	RFO-Sw CICho	4		1	RBI-Sw
	35c				$\frac{1}{2}+\frac{1}{2}$	LFO3
Open	36	LBI	4		2+2	RBO3
	37a	RBIO	2+1		2	LFI CICho
	37b				1	RBO
Reversed Kilian	38	XF-LBI		1		XF-LBI
	39	RFI		1		RFI
	40	LFO		$\frac{1}{2}$		LFO
	41	RFI-Ch		$\frac{1}{2}$		RFI-Ch
	42	LFO		1		LFO
	43	RFI-Pr		1		RFI-Pr
	44	LFI		4		LFI CICho
Closed	45a	RFI	2		3	RBO
	45b	LFO3	$\frac{1}{2}+\frac{1}{2}$			
Outside	45c	RBO	1		+1	/RBO-Twl
Open	46	LFO		1		LFO
	47	RFI-Ch		1		RFI-Ch
	48	LFO		1		LFO
	49	CR-RFOI-Sw	3+1		3+ $\frac{1}{2}+\frac{1}{2}$ "and"	CR-RFOI-Sw /RFI3 (on ct 3) /LBI (between cts 3 & 4)

**TANGO ROMANTICA-LEAD — OPTIONAL PATTERN DANCE**



**TANGO ROMANTICA-FOLLOW — OPTIONAL PATTERN DANCE**



## TEA-TIME FOXTROT

MUSIC RHYTHM: Slow-Fox 4/4  
TEMPO: 26 four-beat measures per minute; 108 beats per minute

ISU MUSIC  
INTRODUCTION: 32 beats, 17.8 seconds

PATTERN-TIMING: 1 = :58;

DURATION: Test 1 = :58  
Competition 1 = :58  
Adult Competition 1 = :58

SKATER'S  
CHOICE TIMING: See Skater's Choice Pattern Dance Timing Chart on the Members Only site

PATTERN: Optional

TEST: International

The Tea-Time Foxtrot is an extremely smooth, progressive dance characterized by long, continuous flowing movements across the ice. The rise and fall action should be present in up and down knee actions, as well as continuity of the steps, so that if there is a full cup of tea on the head of a dancing follow partner, no drop would be spilled.

Essential to a comfortable and effective Tea-Time Foxtrot is a dance frame, correct posture, connection, and foxtrot timing. The body should be held erect without either partner leaning toward the other. While in closed hold, partners should maintain light contact in the diaphragm area. But posture is not just how you hold your own body, but also how you connect with your partner. The lead partner should present the follow partner, and the dance holds should be very elegant throughout the whole dance.

Steps are mostly choreographed in the typical foxtrot timing of "slow-quick-quick, slow-quick-quick," using all dance holds, without any break of hold, even during the twizzles.

This dance should be performed easily, smoothly and effortlessly, as if the dancers were having a relaxing tea-time break during a long day of work.

### Opening Section

The opening section starts in Foxtrot hold with the right forward inside three-turn (RFI3-RBO) by both partners. The lead partner turns under the follow partner's right arm on count 2 and then continuously both partners should change hands behind the follow partner's back to Kilian hold. They both should hold RBO for three beats. On Step 2 they both execute LBO cross-roll followed by Step 3 RBI cross in front. At the same time they change Kilian hold to Foxtrot hold while entering parallel RBI double threes on count 2. Each half a turn of those double threes should be held for one beat.

### "Toe-Pick-Hop" Section

Still maintaining Foxtrot hold (or variation of Foxtrot and Kilian hold), both partners execute double "toe-pick-hops" (Step 4) on count 1 and 2, finishing with a RFI two-beat Ina Bauer (Step 5) on count 3 and 4. During the first beat of the Ina Bauer, the lead partner holds the follow partner with the lead partner's left hand and puts the lead partner's right hand on the follow partner's right shoulder. The follow partner then puts their left hand on their partner's left hip. On the very end of their smooth inside Ina Bauer, the forward leg executes a "three-turn-like" motion, between beats 4 and 1 on count "and", which means that only the right foot turns from forward to backward while the left foot is still skating backward. During this movement, the lead partner holds the follow partner's left hand with the lead partner's left hand, so that the follow partner turns under the lead partner's left arm. At the same time, partners switch their positions so that the follow partner appears in front of the lead partner, while both of them are skating backward to Steps 6 and 7 (XF LBI and XF RBI (crossovers)) in open hold with the lead partner's right hand on the follow partner's right shoulder (variation of Kilian hold).

### Choctaw / Twizzle Section

Step 9 (XF (crossover) RBIO) finishes with the change of edge as the entry edge to the RBO-Wd Cho. The couple still maintains open hold (variation of Kilian hold). The RBO edge of the wide choctaw must be executed on count 1 and is held for three beats. Step 10 (LFI), exit from choctaw, must be held for one beat only. On count one of the next measure the follow partner changes hold to Foxtrot hold and then executes a double twizzle under the lead partner's left arm (or they may choose a different hold/contact/touch), while the lead partner holds RFI for two beats on count 1 and 2 (Step 11). The pattern in Tea-Time Foxtrot is optional and follow partner's twizzle on Step 11 may be performed parallel to the long board, around the corner, or parallel to the

short board. It may result in crossing the long axis and the retrogression of the next steps is permitted within this section.

### **Slide to the Three-Turn (skidded) Section**

On count 3,4,1,2, they both execute double progressive steps in combination of Kilian and Foxtrot or basic Foxtrot hold, skating into the long Step 15. On count 2, they change hold to Kilian hold with the lead partner's right hand under the follow partner's right shoulder. Such hold is maintained during a RFIO change of edge until count 3. During the change of edge they perform a crossed slide, which is optional for the lead partner. The crossed slide will then continuously come into the RFO three-turn (skidded) in the variation of the reverse Kilian hold, followed by a single RBI twizzle which they finish with a one-beat RBI by the lead partner (followed by the lead partner's backward crossover, Step 16/17) while the follow partner executes a three-beat RBI. They execute their single, simultaneous twizzles in a way that the lead partner rotates under both follow partner's arms (or they may use a different hold/contact/touch). After the twizzles the partners should change hold to the variation of Kilian hold. Steps 16 and 17 are in open Kilian hold with lead partner's right hand on follow partner's left shoulder.

### **Mirror-Switching Joyful Hops Section**

This section starts on count 1 of a new measure with Step 17 (XF (crossover) RBI). On count 2, both partners need to switch their placements by executing crossed in front followed by little hops to the opposite side. The lead partner travels from the follow partner's left hip side to the follow partner's right hip side and back, holding the follow partner with the lead partner's left hand on the follow partner's left hip.

At the completion of Step 19, both partners finish on two feet to prepare and start Step 20. Step 20 is divided into two parts: starting with one foot on count 4. On count 1, the lead partner executes a two-footed push to the LBI three-turn while holding the follow partner's hips. At the same time, the follow partner transfers their body weight on their left leg and executes a two-footed push to their LBI three-turn, which finishes in Kilian hold.

The couple starts their Step 21 in Kilian hold, with the follow partner a bit behind the lead partner's right hip while performing their RFI three-turn. The lead partner executes their RFI three-turn under the follow partner's left arm. After the three-turn, the follow partner holds the lead partner in Kilian hold. Both free legs are in a front coupé position.

Step 22a and 22b is a LFO/RBO half-rotation jump for the lead partner on count 1 and 2, while the follow partner stays on Step 22 RBO for two beats. After the lead partner's jump, the couple is in the Foxtrot hold (or variation of Foxtrot and Kilian hold).

Steps 23 to 26 are a smooth and continuous chassé -progressive section in a very elegant Foxtrot hold, traveling to Step 27 which is a four beat cross-roll RFO swing-rocker for both partners and immediately followed by four crossed steps (Steps 28-31). The couple maintains in Foxtrot hold (or variation of Foxtrot and Kilian hold), using typical Foxtrot timing: "slow-quick-quick, slow-quick-quick". This section finishes with a two-beat swing to the side on Step 31.

The next lobe starts with Step 32 (LFO) followed by Step 33 (XB RFI), which is the entry to RFI Ina Bauer. The couple still maintains Foxtrot hold (or variation of Foxtrot and Kilian hold), with the follow partner a little bit in front the lead partner's right hip, so that the follow partner will be able to start their Ina Bauer inside the circle. The movement continues with the "rocker-like-motion". During simultaneous Ina Bauer, a leading right foot executes a rocker, while the second foot stays on the ice until it brings back to the right foot and, at the very end of this movement, executes a crossed in front. Step 35 is a "toe-pick-hop" on count 1 directly to the side, with the landing on the "and".

### **Three-Turn-Bracket Section**

The corner section starts with Steps 37-39 in Kilian hold with a very rhythmic chassé and progressive three-turn-RBO close mohawk (Steps 40-41) sequence (holds change to Foxtrot hold or variation of Foxtrot and Kilian hold).

The section continues with the funny little hop used to change the lobe to the next one into a five beats RFO bracket (Step 44). On the first beat of the entry to the bracket, the couple should change hold to reverse Kilian hold with the follow partner's left hand on the lead partner's right shoulder. Such hold is maintained during the long outside bracket section. On a very short Step 45, the couple changes the hold to Kilian held by the follow partner.

The next corner section starts with Step 46 (XF (crossover)-RBIO-Tw2). A change of edge is a one-beat entry to a double twizzle for the lead partner, while the follow partner executes a brief touch-down with the left foot to perform a two-beat RBO attitude. The double twizzle by the lead partner should be executed in a way that the first rotation is executed under the follow partner's left arm (or they may choose a different hold/contact/touch), followed by the second rotation with the follow partner's right hand around the lead partner's waist. The twizzle section finishes with the progressive steps in an open Kilian hold with the follow partner's right hand on the lead partner's right shoulder, followed by a little hop and a three-turn by the lead partner.

### **"Walk-Around-Three-Turn" Section**

The section starts with Step 51 in Waltz hold, slightly offset to the left. Maintaining consistent posture and frame throughout is very important. The follow partner starts their first turn from a RFO cross-roll (Step 52) while the lead partner executes their wide

two-footed push on count 3 to change lobe and direction. The next series of walk-around-three-turns occurs alternately. The lead partner begins by traveling backward on Step 54 (LBO) and starting on their RFO (Step 54a) for the walk-around threes with the feet of the partners offset. The lead partner executes their last three-turn on Step 54a traveling around the follow partner while the follow partner maintains on a RBI for five beats, after the follow partner's three-turn on Step 54.

The Dance finishes with both partners skating RBI in Kilian Hold.

INVENTORS: Sylwia Nowak-Trębacka, Natalia Kaliszek and Maksym Spodyriev

FIRST PERFORMED: Oberstdorf, Germany, September 2016

### TEA-TIME FOXTROT — STEP CHART

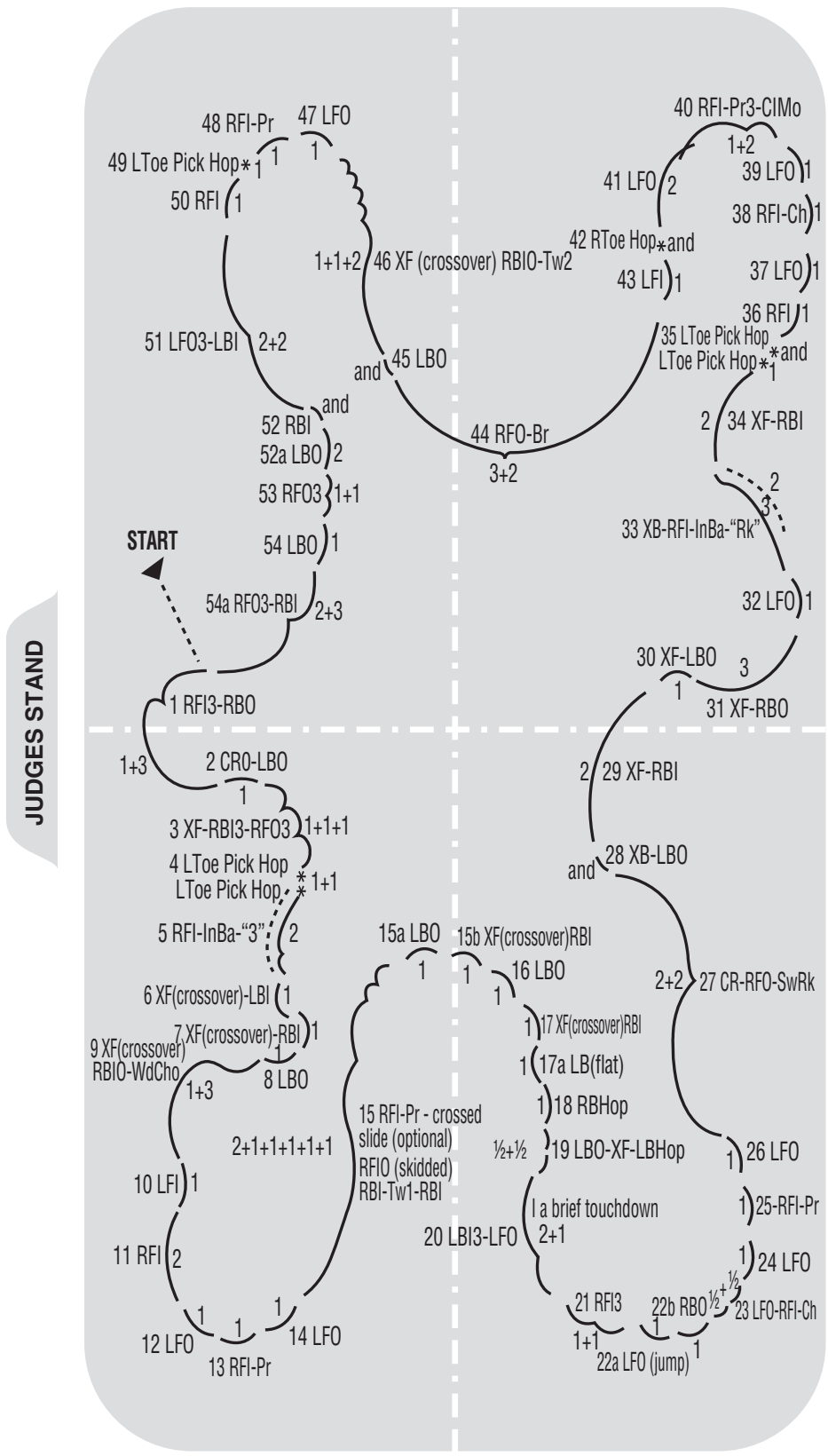
Hold	Step No.	Lead Step	Number of Beats of Music			Follow Step
Foxtrot – Kilian	1	RFI3-RBO		1+3		RFI3-RBO
	2	CR-LBO		1		CR-LBO
Foxtrot, or variation of Foxtrot and Kilian hold	3	XF-RBI3-RFO3-RFO3		1+1+1		XF-RBI3-RFO3
	4	LToe Pick Hop LToe Pick Hop		1+1		LToe Pick Hop LToe Pick Hop
Open hold – follow partner's right hand on the lead partner's right shoulder	5	RFI-InBa,,3"		2		RFI-InBa,,3"
Open hold – lead partner's right hand on the follow partner's right shoulder	6	XF (crossover) LBI		1		XF (crossover) LBI
	7	XF (crossover) RBI		1		XF (crossover) RBI
	8	LBO		1		LBO
	9	XF (crossover) RBIO WdCho		1+3		XF (crossover) RBIO WdCho
	10	LFI		1		LFI
Foxtrot – follow partner's twizzle under lead partner's left arm (or they may choose a different hold/contact/touch).	11	RFI		2		RFI Tw2
Foxtrot, or variation of Foxtrot and Kilian hold	12	LFO		1		LFO
	13	RFI Pr		1		RFI Pr
Kilian	14	LFO		1		LFO
Kilian – with lead partner's right hand under follow partner's right shoulder. The crossed slide will continuously come into the "three-turn (skidded)" on one foot in variation of reverse Killian hold. On Tw1 lead partner rotates under both follow partner's arms (or they may choose a different hold/contact/touch). After the Twizzle the partners should change hold to variation of Kilian hold.	15	RFI Pr - crossed slide (optional) - RFIO3  (skidded)-RBI Tw1-RBI	2+1+1 +1+1+1		2+1+1 +1+1+3	RFI Pr - crossed slide (optional) - RFIO3 (skidded)-RBI Tw1-RBI
	Open Kilian	15a	LBO	1		
		15b	XF (crossover) RBI	1		

Hold	Step No.	Lead Step	Number of Beats of Music			Follow Step
Kilian – with lead partner’s right hand on follow partner’s left shoulder.	16	LBO		1		LBO
	17	XF (crossover) RBI	1		2	
The lead partner travels from follow partner’s left hip side to follow partner’s right hip side and back, holding with left hand on follow partner’s left hip	17a	LB (Flat)	1			
	18	RB Hop		1		LB Hop
	19	LBO-XF-LB Hop	1/2 + 1/2		1/2 + 1/2 + 1	RBO-XF- RB Hop
		a brief touchdown				
Change to Kilian on three-turn	20	LBI3-LFO	2+1		1+1	LBI3-LFO
After the three-turn, the follow partner holds the lead partner in Kilian hold.	21	RFI3		1+1		RFI3
Jump finishes in Foxtrot, or variation of Foxtrot and Kilian hold	22				2	RBO
	22a	LFO (jump)	1			
	22b	RBO	1			
Foxtrot, or variation of Foxtrot and Kilian hold	23	LFO-RFI Ch		1/2 + 1/2		LFO-RFI Ch
	24	LFO		1		LFO
	25	RFI Pr		1		RFI Pr
	26	LFO		1		LFO
	27	Cr-RFO-SwRk		2+2		Cr-RFO-SwRk
	28	XB-LBO		and		XB-LBO
	29	XF-RBI		2		XF-RBI
	30	XF-LBO		1		XF-LBO
	31	XF-RBO Sw		3		XF-RBO Sw
	32	LFO		1		LFO
	33	XB-RFI-InBa-„Rk”		3		XB-RFI-InBa-„Rk”
	34	XF-RBI		2		XF-RBI
	35	LToe Pick Hop LToe Pick Hop		1 + and		LToe Pick Hop LToe Pick Hop
	36	RFI		1		RFI
Kilian	37	LFO		1		LFO
	38	RFI Ch		1		RFI Ch
	39	LFO		1		LFO
Foxtrot or variation of Foxtrot and Kilian hold	40	RFI-Pr3-CIMo		1+2		RFI-Pr3-CIMo
	41	LFO		2		LFO
	42	RToe Hop		and		RToe Hop
	43	LFI		1		LFI
Variation of Reverse Kilian with the follow partner’s left hand on the lead partner’s left shoulder	44	RFO-Br		3+2		RFO-Br
Kilian hold by the follow partner	45	LBO		and		LBO

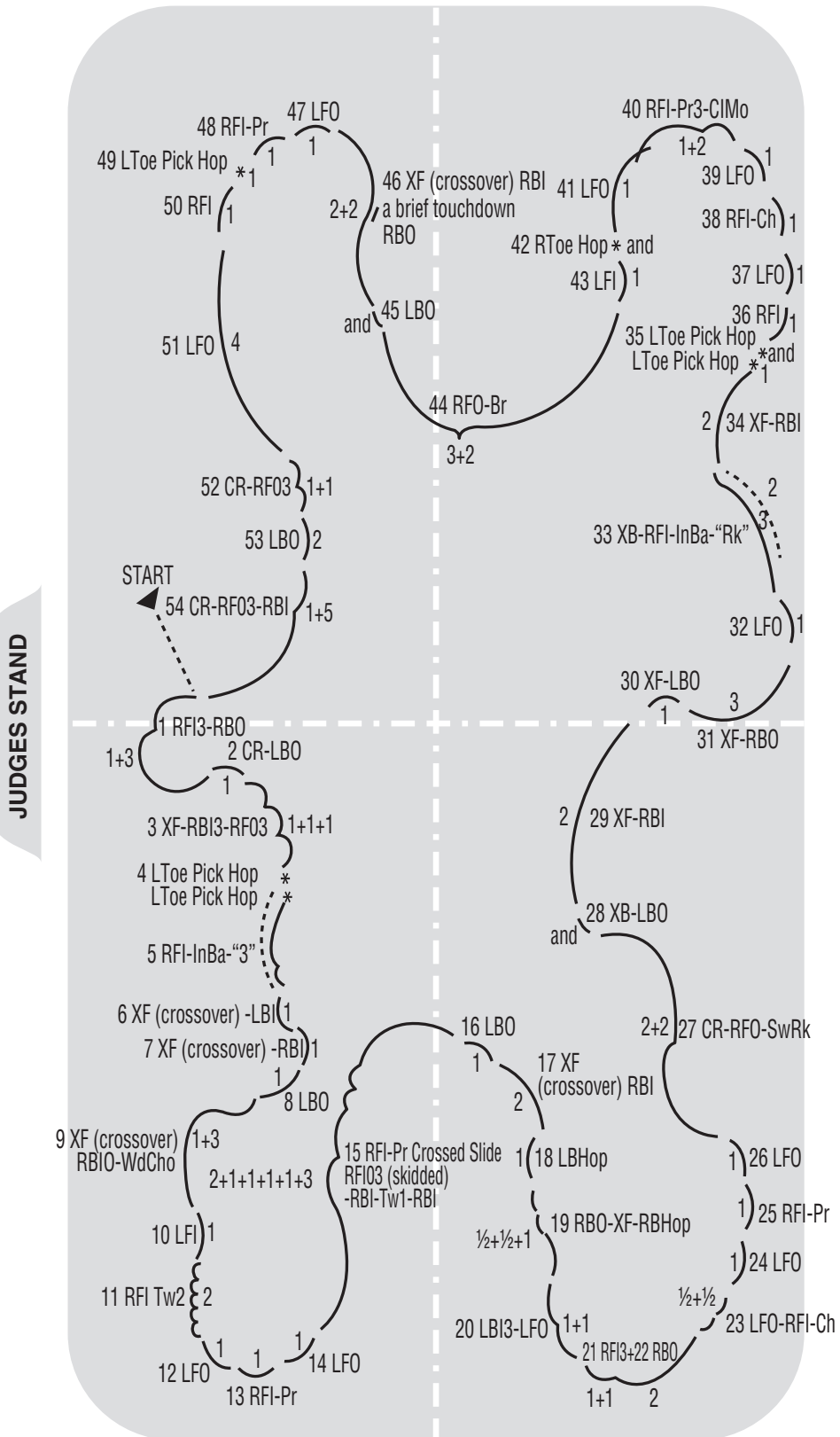
Hold	Step No.	Lead Step	Number of Beats of Music			Follow Step
First rotation of the lead partner is executed under the follow partner's left arm (or they may choose a different hold/contact/touch), followed by the second rotation with the follow partner's right hand around the lead partner's waist.	46	XF (crossover)-RBIO-Tw2	1+1+2		2+2	XF (crossover) - RBI- a brief touchdown - RBO
The variation of Kilian with the follow partner's right hand on the lead partner's right shoulder	47	LFO		1		LFO
	48	RFI Pr		1		RFI Pr
	49	LToe Pick Hop		1		LToe Pick Hop
	50	RFI		1		RFI
	51	LFO3-LBI	2+2		4	LFO
Closed	52	RBI	and		1+1	CR-RFO3 (Step No 52 Follow partner)
	52a	LBO	2			
Closed to Kilian	53	RFO3-LBI	1+1		2	LBO
Kilian	54	LBO	1		1+5	RFO3-RBI Step No 54 Follow partner)
	54a	RFO3-RBI	2+3			



TEA-TIME FOXTROT-LEAD — OPTIONAL PATTERN DANCE



**TEA-TIME FOXTROT-FOLLOW — OPTIONAL PATTERN DANCE**



## YANKEE POLKA

MUSIC RHYTHM:	Polka 2/4
TEMPO:	60 two-beat measures per minute; 120 beats per minute
ISU MUSIC INTRODUCTION:	32 beats, 16.0 seconds
PATTERN-TIMING:	1 = :32; 2 = 1:04; 3 = 1:36; 4 = 2:08
DURATION:	Test 2 = 1:04 Competition 2 = 1:04 Adult Competition 2 = 1:04
SKATER'S CHOICE TIMING:	See Skater's Choice Pattern Dance Timing Chart on the Members Only site
PATTERN:	Optional
TEST:	International

Although the polka is a bouncy dance, the basic principle of stroking and effortless flow must be adhered to. The partners must remain close together to minimize the whipping action generated by the short precise steps and rapid turning movements.

Steps 1 and 2 are skated in open hold and constitute a chassé sequence skated almost in a straight line. Step 3 is an open inside three-turn skated by both partners on edges deep enough that they change sides with the lead partner passing in front of the follow partner after the turn. The edges must not be so deep that the partners separate greatly, since Step 4 of the lead partner adds to that separation before bringing the partners together again. A change of hold occurs during Steps 3 and 4 into a "high Kilian" hold in which the follow partner's left arm is extended across in front of the lead partner's chest. The right hands are clasped and held sideways and upward. The lead partner's right arm passes behind the follow partner to grasp the follow partner's right hand extended sideways and upward. At least one pair of hands is held slightly above shoulder level with the elbows slightly bent. This hold is maintained to Step 12. The follow partner may be slightly in front of the lead partner's right hip, rather than in tight side-by-side Kilian hold.

Step 6 is a two-beat swing for both partners and on count two the free legs are bent at the knee and raised past the horizontal. (Couples may touch the ice briefly with their toe-picks while executing the quick swing.) Care should be taken that Steps 7 to 12 are skated on very deep edges. Step 13 is a right backward outside three-turn for the lead partner and a right forward inside open stroke for the follow partner, and on count two the free feet are raised beside the skating legs close to and just below the skating knee. As these steps are executed, the partners assume arm-in-arm hold with the lead partner's right and the follow partner's left arms locked at the elbows. The free hands are held on the hips.

Step 16 is started on count three with a forward outside three-turn followed by a change of edge immediately after the turn on count four. Care should be taken that couples do not skate a rocker instead. The arm-in-arm hold must not be altered during these steps. Step 19 is performed with the same free leg action as on Step 6. Steps 22 and 23 form a cross behind closed toe to toe choctaw for both partners from a left forward inside edge. At the commencement of Step 23, the right foot is crossed behind. The free legs are extended in front during the concluding edge.

The next section (Steps 24 to 38) is skated in typical polka character, and the "closed" hold is really done in hand-to-hand lead partner with the arms of both partners extended to the side and their hands clasped. It starts with the follow partner backward and the lead partner forward and then reverses after Steps 32 and 33. The "closed" dance hold is only broken for Steps 32 when the partners separate. Steps 26 and 27 are slightly wide stepped by both partners. Steps 28 to 31 are very short crossed behind steps that may be used as small power strokes to maintain the flow of the dance.

On Steps 31 and 37, the free legs are carried directly to the outside of the tracing and back.

Steps 32 and 33 (RFI3; LFO-Rk for the follow partner and LFI3; RFO3 for the lead partner) are skated in opposite direction. Care should be taken that partners stay close together, "rolling on each other's backs," skating a nicely rounded lobe with clean footwork and no lunging.

It is preferable that the same hold be regained on beat two of Step 33 as the turns are skated. The very short step sequences before Steps 34, 35 and 36 are similar to those before Steps 28, 29 and 30. The holds for Step 13 and Step 38 are similar, except that the partners assume a semi-open hold upon completion of the lead partner's turn. The lead partner's left hand and follow partner's right hand are not clasped. The hands are joined again as the follow partner skates their three-turn on Step 39, which places the partners in closed hold. The lead partner's free leg on Step 39 and the follow partner's free leg on Step 40 are swung through to match the partner's free leg position after the three-turns. Steps 41 to 44 form a typical ballroom polka sequence. The partners skate clockwise while skating a basically counterclockwise curve. Steps 45 to 48 are wide-stepped chassés skated almost in a straight line, the bodies leaning to the same side as each wide step is skated. Steps 49 to 52 are similar to Steps 41 to 44. The wide-stepped chassés may be skated in either of two ways: (1) wide, closed, closed or (2) wide, closed, wide.

The character of the dance is achieved through the interesting use of one beat edges and very short steps skated on the "and" between counts. The very short steps throughout the dance are executed between the beats and not given a step number on the diagram, and on the chart the time value is indicated as "and."

INVENTORS: James Sladky, Judy Schwomeyer, and Ron Ludington

FIRST PERFORMED: Skating Club of Wilmington, Wilmington, Del., 1969

### YANKEE POLKA — STEP CHART

Hold	Step No.	Lead Step	Number of beats of music		Follow Step	
Open	1	LFO RFI-Ch		1 "and"	RFI LFO-Ch	
	2	LFO RFI-Ch		1 "and"	RFI LFO-Ch	
High Kilian	3	LFI3		1+1	RFI3	
	4	RFI LFO-Ch	1 "and"		1	LFI
	5	RFI OpMo LBI		1 "and"		RFI OpMo LBI
	6	RBO Sw		2		RBO-Sw
	7	LFI OpMo RBI		1 "and"		LFI OpMo RBI
	8	LBI		1		LBI
	9	RBI		1		RBI
	10	LBO RBI-Ch		1 "and"		LBO RBI-Ch
	11	LFI OpMo RBI		1 "and"		LFI OpMo RBI
	12	LBI		1		LBI
Arm-in-arm	13	RBO3 (see text)	1+1		2	RFI (see text)
	14	LFO RFI-Ch		1 "and"		LFO RFI-Ch
	15	LFO		1		LFO
	16	CR-RFO3 /RBIO		1+ ½+½		CR-RFO3 /RBIO
	17	XF-LBI XB-RBO		1 "and"		XF-LBI XB-RBO
	18	XF-LBI		1		XF-LBI
	19	RBO-Sw		2		RBO-Sw
	20	XB-LBO		1		XB-LBO
	21	XF-RBI		1		XF-RBI
	22	LFI XB-CICho		2		LFI XB-CICho
	23	RBO		2		RBO

Hold	Step No.	Lead Step	Number of beats of music			Follow Step
"Closed" (Hand to hand)	24	XF-LBI	1		1 "and"	XF-LBI RBO-Ch
	25	RFI		1		LBI
	26	Wd-LFI		1		Wd-RBI
	27	Wd-RFI		1		Wd-LBI
	28	LFO XF-RFI		"and" 1		RBO XF-LBI
"Closed" (Hand to hand)	29	XB-LFO XF-RFI		"and" 1		XB-RBO XF-LBI
	30	XB-LFO XF-RFI		"and"1		XB-RBO XF-LBI
	31	LFO		1		RBO
Separate	32	RFI LFI3		"and" 1+1		LBI RFI3
"Closed" (Hand to hand)	33	RFO3 free leg extended in front		1+1		LFO-Rk free leg extended in front
	34	LBO XF-RBI		"and" 1		RFO XF-LFI
	35	XB-LBO XF-RBI		"and" 1		XB-RFI XF-LFI
	36	XB-LBO XF-RBI		"and" 1		XB-RFO XF-LFI
	37	LBO		1		RFO
Semi-Open	38	RBO3	1+1		"and" 2	LFI RFI
Closed	39	LFO-Sw	2		"and" 1+1	LFI RFI3
	40	RFI3	1+1		2	LFO-Sw
	41	LFI OpMo RBI		1 "and"		RFO LFO-Ch
	42	LBI		1		RFI
	43	RFI LFO-Ch		1 "and"		LFI OpMo RBI
	44	RFI		1		LBI
	45	Wd-LFI RFO-Ch		1 "and"		Wd-RBI LBO-Ch
	46	Wd-LFI		1		Wd-RBI
	47	Wd-RFI LFO-Ch		1 "and"		Wd-LBI RBO-Ch
	48	Wd-RFI		1		Wd-LBI
	49	LFI OpMo RBI		1 "and"		RFO LFO-Ch
	50	LBI		1		RFI
	51	RFI LFO-Ch		1 "and"		LFI OpMo RBI
	52	RFI		1		LBI



